


**FALK®**

**PRODUCT  
CATALOG**




**FALK® V-CLASS  
GEAR DRIVES CATALOG**  
IMPERIAL



**RegalRexnord™**

# Falk® V-Class Gear Drives



---

To learn more about the Falk V-Class Gear Drives,  
go to [www.regalrexnord.com](http://www.regalrexnord.com), where you'll find:  
Product information • Brochures • Catalogs • Manuals

---



**BASIC INFORMATION**

Warranty and Safety Notes . . . . .	2
Conditions Affecting Selection . . . . .	3
Service Factors . . . . .	4
How to Select . . . . .	6
Thermal Factors & Procedures . . . . .	8
Accessory & Option Information . . . . .	10
V-Class Nomenclature . . . . .	14
How to Order . . . . .	15
Overhung Loads . . . . .	16
Tolerance Limits . . . . .	19

**PARALLEL SHAFT TYPE VP GEAR DRIVES**

Shaft Assemblies . . . . .	20
Accessory Locations . . . . .	22
Power & Torque Ratings . . . . .	24
Type VP1 . . . . .	24
Type VP2 . . . . .	32
Type VP3 . . . . .	40
Basic Thermal Ratings . . . . .	48
Type VP1 – 200°F Sump Temperature . . . . .	48
Type VP1 – 180°F Sump Temperature . . . . .	58
Type VP2 – 200°F Sump Temperature . . . . .	68
Type VP2 – 180°F Sump Temperature . . . . .	78
Type VP3 – 200°F Sump Temperature . . . . .	88
Type VP3 – 180°F Sump Temperature . . . . .	98
Exact Ratios . . . . .	108
WR <sup>2</sup> (lb-in <sup>2</sup> ) . . . . .	110
Dimensions . . . . .	112
Type VPC1 . . . . .	112
Type VPC2 . . . . .	116
Type VPC3 . . . . .	124
Type VPT2 . . . . .	128
Type VPT3 . . . . .	130
Type VPJ2 . . . . .	132
Type VPJ3 . . . . .	136
Type VPQ2 . . . . .	140
Type VPQ3 . . . . .	142

**RIGHT ANGLE SHAFT TYPE VR GEAR DRIVES**

Shaft Assemblies & Rotations . . . . .	144
Accessory Locations . . . . .	145
Power & Torque Ratings . . . . .	146
Type VR2 . . . . .	146
Type VR3 . . . . .	148
Type VR4 . . . . .	158
Basic Thermal Ratings . . . . .	162
Type VR2 – 200°F Sump Temperature . . . . .	162
Type VR2 – 180°F Sump Temperature . . . . .	165
Type VR3 – 200°F Sump Temperature . . . . .	168
Type VR3 – 180°F Sump Temperature . . . . .	188
Type VR4 – 200°F Sump Temperature . . . . .	208
Type VR4 – 180°F Sump Temperature . . . . .	211

**RIGHT ANGLE SHAFT TYPE VR GEAR DRIVES (CONTINUED)**

Exact Ratios . . . . .	214
WR <sup>2</sup> (lb-in <sup>2</sup> ) . . . . .	216
Dimensions . . . . .	218
Type VRC2 . . . . .	218
Type VRC3 . . . . .	221
Type VRC4 . . . . .	227
Type VRT2 . . . . .	229
Type VRT3 . . . . .	232
Type VRJ2 . . . . .	234
Type VRJ3 . . . . .	236
Type VRQ2 . . . . .	240
Type VRQ3 . . . . .	242

**ACCESSORIES**

TA Taper Bushing & Driven Shaft . . . . .	244
Hollow Low-Speed Shaft — Shrink Disc Mounted . . . . .	246
Hollow Low-Speed Shaft With Keeper Plate . . . . .	248
Shaft-Driven Fan Clearance . . . . .	249
Electric Fan Clearance . . . . .	255
Pump and Cooler Selections, Oil-to-Air Coolers, Reducer Mounted . . . . .	261
Type PA Pump and Cooler Clearance . . . . .	272
Swing Base and Reaction Loads . . . . .	276
Close Coupled Alignment-Free Drive . . . . .	280
Fluid Coupling Alignment-Free Drive . . . . .	286
Motor Mounts — Top Mount . . . . .	290
Motor Brackets . . . . .	291
C-Face Adapters . . . . .	293
Torque Arm . . . . .	297
Backstop Clearance . . . . .	299
DuraPlate . . . . .	306
Lubrication Package . . . . .	313
Lube & Reliability Package . . . . .	315
Forced Lube . . . . .	316
Immersion Heater Package . . . . .	320
Condition Monitoring Package . . . . .	326
MCF Couplings — 3000 Series . . . . .	332
MCF Couplings — 2000 Series . . . . .	334

## Warranty

**3** THREE YEAR  
HEAVY-DUTY  
WARRANTY

**Factory Warranty** — We're so confident in the performance and reliability of our latest generation of Falk® Gear Drives that we're backing this comprehensive offering with the best standard warranty in the business. Our full, three-year heavy-duty warranty provides shaft-to-shaft protection on all Falk components — including bearings and seals (warranty extends for three years from date of shipment). It's an industry first and one more powerful reason why Falk is your ultimate bottom-line value.

See Extended Warranty statement (100-003) on our website:  
<https://www.regalrexnord.com/Terms-and-Conditions-of-Sale>

## Safety Notes

**Falk Gear Drives** The Falk name on the gear drive is the purchaser's assurance that the drive was engineered, rated and manufactured to sound design practices.

The power supplied to the geared drive must be equal to or less than the power for which the drive was selected using the appropriate mechanical service factor for the application. The customer must assume the responsibility of isolating the gear drive from any vibratory or transient load induced by the driven equipment.

Install and operate Falk products in conformance with applicable local and national safety codes and per Falk installation manuals, which are shipped with gear drives and are also available upon request. Suitable guards for rotating members may be purchased from Falk as optional accessories. Contact your local Falk district office for complete details.

**People Conveying Equipment** Selection of Falk Gear Drives for applications whose primary purpose is the transportation of people is not approved. This includes such applications as freight or passenger elevators, escalators, man lift platforms and ski tows and ski lifts.

If the primary purpose of the application is material conveyance and occasionally people are transported, the Regal Rexnord™ warranty may remain in effect provided the design load conditions are not exceeded and certification to the appropriate safety codes and load conditions has been obtained by the system designer or end user from the appropriate enforcement authorities.

**Gear Drive Mechanical Power Ratings** Gear drive mechanical power ratings stated in this selection guide allow 100% overload for starting loads and momentary overloads associated with normal electric motor driven standard applications operating 10 hours per day under uniform conditions, applications where the recommended mechanical service factor per page 4 or 5 of this selection guide is 1.00, and where the actual mechanical service factor of the gear drive versus full motor-rated power is equal to or greater than 1.00.

For other standard applications not meeting conditions stated in the previous paragraph, determine the appropriate mechanical service factor from page 4 or 5, then calculate an equivalent power by multiplying the actual power transmitted by the previously determined mechanical service factor. For these applications, the mechanical power rating of the gear drive selected must equal or exceed the equivalent power that has been calculated.

These service factors are based on the assumption that the system is free from serious critical and torsional vibrations and that maximum momentary or starting loads do not exceed 200% of the normal load.

**Non Standard Applications** For non-standard applications, those where excessive overloads, reversing service, mechanical brakes, or oversize prime movers are present, refer to page 3, Conditions Affecting Selection, for special instructions.

**Gear Drive Basic Thermal Ratings** Gear drive basic thermal ratings stated in this selection guide are based on the following assumed conditions:

Ambient temperature is 68°F (20°C).

Altitude is between sea level and 2460 feet.

Ambient air velocity is between 1.6 feet per second and 4.6 feet per second typical of a large indoor room.

Duty cycle is continuous.

Orientation is floor-mounted with shafts in same horizontal plane.

**Thermal Factors & Procedures**, page 8, permit the calculation of an application-adjusted thermal rating for the gear drive when local thermal conditions are different than those stated above. It is not necessary to apply the mechanical service factor to the basic thermal rating when determining the thermal adequacy of a gear drive.

**Interpolation of Gear Drive Mechanical Power Ratings and Torque Ratings** When the high-speed shaft rpm for an actual application falls between two tabulated high-speed shaft rpms found in the selection tables, interpolate to determine gear drive rating.

**Stored and Inactive Drives** Each gear drive is spin-tested with a rust-preventive oil that will protect parts against rust for a period of four months in an outdoor shelter, or 12 months in a dry building after shipment from the Factory.

Periodically inspect stored or inactive drives and spray internal parts with rust inhibitor every six months or more often, if necessary. Drain oil before adding rust inhibitor. Indoor dry storage is recommended.

Drives ordered for extended storage can be treated at the factory with a special preservative and sealed to rust-proof parts for periods longer than those cited above, if specified on the order.

Refer to [Service Manual 128-014](#) for preparation of stored and inactive gear drives.

## Non-Standard Selection Procedures

Some applications require special procedures, or refer to factory.

**Excessive Overloads** The maximum momentary or starting load applied to the gear drive must not exceed 200% of the rated load capacity of the gear drive (100% overload). Rated load capacity of the gear drive is defined as the power rating published in this selection guide with a mechanical service factor of 1.00. If the actual maximum momentary or starting load exceeds the conditions stated above, calculate an equivalent input power associated with the excessive overload by dividing the maximum overload by two. The gear drive selected must have a rated load capacity equal to or greater than the equivalent input power.

**Frequency of Starts** Starting frequency is an important consideration when selecting a gear drive. Applications involving two to three equally spaced starts per hour must utilize a minimum 1.5 service factor for unloaded starts, and a minimum 1.75 service factor for fully loaded starts. For applications involving more than three starts per hour, refer to factory application specifics such as starting frequency and maximum starting torque. The addition of a fluid coupling as a soft start device would increase the number of allowable starts.

Reversing Service Applications involving either more than 20 reversals per 10-hour period, or less than 20 reversals per 10-hour period with peak torques greater than 175% of normal load must be referred to factory.

**Brake-Equipped Applications** When a gear drive is equipped with a “working” brake that is used to decelerate the motion of the system, and the brake is located between the prime mover and the gear drive, select the gear drive based on the brake rating or the highest equivalent input power, whichever is greater. If the brake is used for holding only and is applied after the motion of the system has come to rest, the brake rating must be less than 175% of the rated load capacity of the gear drive selected for the application. If the brake rating is greater than 175% of the rated load capacity, refer the application to the factory. Also refer to the factory all applications in which the brake is located at the output shaft of the gear drive.

**Oversize Prime Movers** Recommended Mechanical Service Factors do not cover applications that require oversize prime movers for high energy or peak loads. Refer such applications to the Factory for selection of suitable gear drives.

**Speed Variation or Multi-Speed Applications** The gear drives offered in this selection guide are designed to operate with splash lubrication on any single-speed application and any ratio shown in the selection guide unless otherwise noted. It is essential that all orders indicate the operating speed requirements and ratio so that the proper internal oil distribution accessories can be supplied for the specific speed.

Falk® Gear Drives use different oil levels for various gear drive sizes, speeds and ratios. Consequently, to operate an existing gear drive at different speeds from those shown on the nameplate, full application and nameplate information must be referred to the Factory for review of the lubrication system.

All variable or multi-speed applications will be referred to Factory to specify lubrication components for adequate lubrication at the slowest speed, without excessive temperature or churning at the highest speed. It is essential that all orders indicate minimum and maximum speeds, as well as the speed duration cycles. A separate motor-driven oil pump (at an extra charge) may be required.

When selecting gear drives for multi-speed or variable speed applications, determine the speed at which the greatest torque is developed, and select the gear drive on this basis. If the speed is not listed in the selection table, interpolate to determine the gear drive rating.

**Application-Adjusted Thermal Rating**, page 8, The application-adjusted thermal rating is the actual power that a gear drive will transmit continually for three hours or more without overheating. Although it is not necessary to apply the mechanical service factor when determining thermal adequacy of a gear drive, the application-adjusted thermal rating considers thermal factors associated with the application that will affect the ability of the gear drive to dissipate thermal energy. These thermal factors include ambient temperature, altitude above sea level, ambient air velocity and duty cycle. Thermal factors on page 8 are used to adjust the Basic Thermal Rating when determining the application-adjusted thermal rating.

A check of the application-adjusted thermal rating versus the actual motor horsepower is necessary for the following applications:

- Continuous duty application where the gear drive runs continuously without shutdown for three hours or more per day.
- Intermittent duty applications where the gear drive operates for three hours or more per day, and run time intervals exceed the duration of the immediately following shutdown intervals. If any run time interval equals or exceeds three hours, the application is considered continuous duty.

The duty cycle factor permits an upward adjustment of the basic thermal rating associated with intermittent duty applications above, and takes into account the operating time per hour of the gear drive, regardless of duration relationship between run time intervals and down time intervals, and provided no specific run time interval exceeds one hour in duration.

Other short-interval, intermittent duty applications not meeting criteria stated above may generate only modest thermal energy to be dissipated by the gear drive. Refer full application details to the Factory for selection of the minimum cooling method that is adequate.

**Effects of Solar Energy** If a drive operates in the sun at ambient temperatures over 100°F (38°C), then special measures must be taken to protect the drive from solar energy. This protection can consist of a canopy over the gear drive or reflective paint on the gear drive. If neither is possible, a heat exchanger or other cooling device may be required.

**Overhung Loads and Thrust Loads** Overhung loads and thrust loads must be taken into account when selecting a gear drive. If either an overhung load or thrust load is imposed on the gear drive, or if both an overhung load and thrust load are applied simultaneously, refer application details to the Factory for correct gear drive selection.

**Product Modifications** The Factory can supply special product modifications to suit your application needs. Contact your local Representative for housing modifications, special ratios, special shafts, special mounting orientations, accessory modifications and other special application requirements.

**Seal Housing Grease** All gear drives will be shipped with NLGI grade #2 grease in the seal housing cavities. Where this grease could contaminate products produced by customer processes, such as in the food and drug industries, refer to factory for special food grade grease options.

**Oil Pump-Equipped Application** When a gear drive is equipped with an integral or external motor-driven oil pump, and the ambient temperature falls below 50°F (10°C), or the oil viscosity is in excess of 3250 cSt, an oil heater may be required to maintain a satisfactory flow rate at startup to prevent bearing failure. Consult the Factory.

Table 1 — Mechanical Service Factor Conversions

Table 2 or 3 3 to 10 hour Service Factor	3 to 10 Hours per Day	Over 10 Hours per Day	Intermittent—Up to 3 Hours per Day †	
	Multi-Cyl. Engine †	Multi-Cyl. Engine †	Motor	Multi-Cyl. Engine †
1.25	1.50	1.75	1.25	1.25
1.50	1.75	2.00	1.25	1.50
1.75	2.00	2.25	1.50	1.75
2.00	2.25	2.50	1.75	2.00

† For applications operating one half hour or less per day or applications driven by single cylinder engines, refer to the Factory.

**Occasional and Intermittent Service or Engine-Driven Applications**

For multi-cylinder engine-driven applications and all applications operating intermittently up to three hours per day, refer to Table 2 or 3 for the Service Factor of the same application operating three to 10 hours per day. Next, in the first column of Table 1, find this same Service Factor. Then, to the right, under the desired hours service and prime mover, locate the converted Service Factor.

For example, from Table 3, the Service Factor is 1.25 for a uniformly loaded belt conveyor. From Table 1, for the same application, the following are the Service Factors for various conditions.

1. Engine driven three to 10 hours per day; use 1.50 Service Factor.
2. Engine driven up to three hours intermittently; use 1.25 Service Factor.
3. Motor driven up to three hours intermittently; use 1.25 Service Factor.

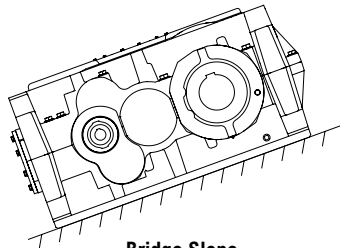
**Mounting Position** — Standard mounting positions for types VP & VR are with the input and output shafts horizontal.

Allowable mounting angles for standard oil levels are:

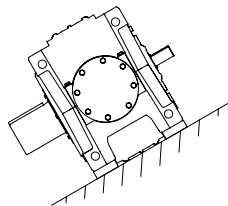
Bridge Slope      Kiln Slope

VP & VR                      ± 2°                      ± 4°

Consult the Factory for other angles.



Bridge Slope



Kiln Slope

Table 2 — Mechanical Service Factors listed by Industry

For electric motor, steam turbine or hydraulic motor drives, recommendations are MINIMUM and normal conditions are assumed.

Industry	Service		Industry	Service	
	3 to 10 Hour	Over 10 Hour		3 to 10 Hour	Over 10 Hour
<b>BOTTLING AND BREWING</b>			Fourdrinier Rolls—		
Bottling Machinery . . . . .	1.25	1.25	Lumpbreaker, Wire Turning		
Brew Kettles, Continuous Duty . . . . .	1.25	1.25	Dandy & Return Rolls . . . . .	1.50	
Can Filling machines . . . . .	1.25	1.25	Jordan . . . . .	1.50	
Cookers—Continuous Duty . . . . .	1.25	1.25	Kiln Drive . . . . .	1.50	
Mash Tubs—Continuous Duty . . . . .	1.25	1.25	Mt. Hope & Paper Rolls . . . . .	1.25	
Scale Hoppers—Frequent Starts . . . . .	1.25	1.50	Platter . . . . .	1.50	
<b>CLAY WORKING INDUSTRY</b>			Presses (Felt & Suction) . . . . .	1.25	
Brick Press . . . . .	1.75	2.00	Pulper (Continuous) . . . . .	2.00	
Briquette Machines . . . . .	1.75	2.00	Repulper (Heavy Shock) . . . . .	2.00	
Clay Working Machinery . . . . .	1.25	1.50	Reel (Surface Type) . . . . .	1.25	
Pug Mills . . . . .	1.25	1.50	Screens		
<b>DISTILLING</b> . . . . .	See Brewing		Chip & Rotary . . . . .	1.50	
<b>DREDGES</b>			Vibrating . . . . .	2.00	
Cable Reels, Conveyors . . . . .	1.25	1.50	Size Press . . . . .	1.25	
Cutter Head, Jig Drives & Pumps . . . . .	2.00	2.00	Super Calenders ■ . . . . .	1.25	
Maneuvering Winches . . . . .	1.75	2.00	Thickener & Washer		
Screen Drives . . . . .	1.75	2.00	AC Motor . . . . .	1.50	
Stackers, Utility Winches . . . . .	1.25	1.50	DC Motor . . . . .	1.25	
<b>FOOD INDUSTRY</b>			Vacuum Pumps . . . . .	1.50	
Beet Slicers . . . . .	1.25	1.50	Wind & Unwind Stand . . . . .	1.25	
Bottling, Can Filling Machine . . . . .	1.25	1.25	Winders (Surface Type) . . . . .	1.25	
Cereal Cookers . . . . .	1.25	1.25	◆ Yankee Dryers . . . . .	1.25	
Dough Mixers, Meat Grinders . . . . .	1.25	1.50	<b>PLASTIC INDUSTRY</b>		
<b>LUMBER INDUSTRY</b>			Batch Drop Mill, 2 smooth rolls . . . . .	1.25	1.25
Barkers—Spindle Feed . . . . .	1.25	1.50	Calenders . . . . .	1.50	1.50
Barkers—Main Drive . . . . .	1.75	1.75	Compounding Mills . . . . .	1.25	1.25
Carriage Drive . . . . .	Refer to Factory		Continuous Feed, Holding &		
Conveyors			Blend Mill . . . . .	1.25	1.25
Burner . . . . .	1.25	1.50	Extruders . . . . .	1.50	1.50
Main or Heavy Duty . . . . .	1.50	1.50	Variable Speed Drive . . . . .	1.50	1.50
Main Log . . . . .	1.75	2.00	Fixed Speed Drive . . . . .	1.75	1.75
Re-Saw Merry-Go-Round . . . . .	1.25	1.50	Intensive Internal Mixers		
Slab . . . . .	1.75	2.00	Batch Mixers . . . . .	1.75	1.75
Transfer . . . . .	1.25	1.50	Continuous Mixers . . . . .	1.50	1.50
Chains—Floor . . . . .	1.50	1.50	<b>RUBBER INDUSTRY</b>		
Chains—Green . . . . .	1.50	1.75	Batch Drop Mill, 2 smooth rolls . . . . .	1.50	1.50
Cut-Off Saws—Chain & Drag . . . . .	1.50	1.75	Calenders . . . . .	1.50	1.50
Debarking Drums . . . . .	1.75	2.00	Cracker, 2 corrugated rolls . . . . .	2.00	2.00
Feeds—Edger . . . . .	1.25	1.50	Cracker Warmer—2 roll . . . . .		
Feeds—Gang . . . . .	1.75	1.75	1 corrugated roll . . . . .	1.75	1.75
Feeds—Trimmer . . . . .	1.25	1.50	Extruders		
Log Deck . . . . .	1.75	1.75	Continuous Screw Operation . . . . .	1.75	1.75
Log Hauls—Incline, Well Type . . . . .	1.75	1.75	Intermittent Screw Operation . . . . .	1.75	1.75
Log Turning Devices . . . . .	1.75	1.75	Holding, Feed & Blend Mill—		
Planer Feed . . . . .	1.25	1.50	2 Roll . . . . .	1.25	1.25
Planer Tilt Hoists . . . . .	1.50	1.50	Intensive Internal Mixers		
Rolls—Live—Off Bearing—			Batch Mixers . . . . .	1.75	1.75
Roll Cases . . . . .	1.75	1.75	Continuous Mixers . . . . .	1.50	1.50
Sorting Table, Tipple Hoist . . . . .	1.25	1.50	Mixing Mill—2 smooth rolls		
Transfers—Chain & Craneway . . . . .	1.50	1.75	(if corrugated rolls are used, use		
Tray Drives . . . . .	1.25	1.50	Cracker Warmer service factors) . . . . .	1.50	1.50
Veneer Lathe Drives . . . . .	Refer to Factory		Refiner—2 roll . . . . .	1.50	1.50
<b>OIL INDUSTRY</b>			<b>SEWAGE DISPOSAL</b>		
Chillers . . . . .	1.25	1.50	Bar Screens . . . . .	1.25	1.25
Oil Well Pumping . . . . .	Refer to Factory		Chemical Feeders . . . . .	1.25	1.25
Paraffin Filter Press . . . . .	1.25	1.50	Collectors . . . . .	1.25	1.25
Rotary Kilns . . . . .	1.25	1.50	Dewatering Screens . . . . .	1.50	1.50
<b>PAPER MILLS</b> ◆			Scum Breakers . . . . .	1.50	1.50
Agitator (Mixer) . . . . .	1.50		Slow or Rapid Mixers . . . . .	1.50	1.50
Agitator for Pure Liquids . . . . .	1.25		Thickeners . . . . .	1.50	1.50
Barking Drums, Barkers—Mech. . . . .	2.00		Vacuum Filters . . . . .	1.50	1.50
Beater . . . . .	1.50		<b>SUGAR INDUSTRY</b>		
Breaker Stack . . . . .	1.25		Cane Knives, Crushers . . . . .	1.75	
Calender . . . . .	1.25		Mills (low-speed end) . . . . .	1.75	
Chipper . . . . .	2.00		<b>TEXTILE INDUSTRY</b>		
Chip Feeder . . . . .	2.00		Batchers, Calenders . . . . .	1.25	1.50
Coating Rolls . . . . .	1.25		Card Machines . . . . .	1.25	1.50
Conveyors—			Dry Cans, Dryers . . . . .	1.25	1.50
Chip, Bark, Chemical . . . . .	1.25		Dyeing Machinery . . . . .	1.25	1.50
Log (incl. Slab) . . . . .	2.00		Knitting Machinery . . . . .	Refer to Factory	
Couch Rolls . . . . .	1.25		Looms, Mangles,		
Cutter . . . . .	2.00		Nappers, Pads . . . . .	1.25	1.50
Cylinder molds . . . . .	1.25		Range Drives . . . . .	Refer to Factory	
Dryers—			Slashers, Soapers, Spinners,		
Paper Mach. & Conveyor Type . . . . .	1.25		Tenter Frames, Washers, Winders . . . . .	1.25	1.50
Emboss . . . . .	1.25		<b>WINDLASS</b> . . . . .	Refer to Factory	
Extruder . . . . .	1.50				

★ Service Factors for paper mill applications are applied to the nameplate rating of the electric drive motor at the motor-rated base speed and are consistent with those shown in TAPPI standards.

◆ Anti-friction bearings only.

■ A service factor of 1.25 may be applied at base speed of a super calender operating over a speed range of part constant power and part constant torque where the constant power speed range is greater than 1.5 to 1. A service factor of 1.25 is applicable to super calenders operating at constant torque over the entire speed range or where the constant power speed range is less than 1.5 to 1.

**Table 3 — Mechanical Service Factors Listed by Application**

For electric motor, steam turbine or hydraulic motor drives, recommendations are MINIMUM and normal conditions are assumed.

Application	Service		Application	Service		Application	Service		Application	Service	
	3 to 10 Hour	Over 10 Hour		3 to 10 Hour	Over 10 Hour		3 to 10 Hour	Over 10 Hour		3 to 10 Hour	Over 10 Hour
<b>AGITATORS</b>			<b>▲ CONVEYORS—Uniformly loaded or Fed:</b>			<b>▲ HOISTS</b>			<b>PULLERS (Barge Haul)</b>	1.75	2.00
Pure Liquids	Refer to	Factory	Apron or Bucket	1.25	1.50	Heavy Duty	1.75	2.00	<b>PUMPS</b>		
Liquids & Solids	Refer to	Factory	Assembly, Belt, Chain, Flight, Oven, Screw	1.25	1.25	Medium Duty	1.25	1.50	Centrifugal	1.25	1.25
Liquids—Variable Density	Refer to	Factory				Skip Hoist	1.25	1.50	Proportioning	1.25	1.50
<b>APRON CONVEYORS</b>			<b>▲ CONVEYORS—Heavy Duty. Not Uniformly Fed</b>			<b>INDUCED DRAFT FANS</b>	1.50	1.50	Reciprocating		
Uniformly Loaded or Fed	1.25	1.50	Apron, Assembly, Belt, Bucket, Chain, Flight, Oven, Screw	1.25	1.50	See Mills, Rotary			Single Act., 3 or more Cyl.	1.25	1.50
Heavy Duty	1.25	1.50				<b>KILNS</b>	1.50	2.00	Double Act., 2 or more Cyl.	1.25	1.50
<b>APRON FEEDERS</b>	1.25	1.50	<b>CONVEYORS—Severe Duty</b>			<b>LAUNDRY WASHERS</b>	1.25	1.50	Single Act., 1 or 2 Cyl.	Refer to	Factory
<b>ASSEMBLY CONVEYORS</b>			Live Roll	Refer to	Factory	<b>LAUNDRY TUMBLERS</b>	1.25	1.50	Double Acting, 1 Cyl.	Refer to	Factory
Uniformly Loaded or Fed	1.25	1.25	Reciprocating Shaker	1.75	2.00	<b>LINE SHAFTS</b>			Rotary: Gear, Lobe, Vane	1.25	1.25
Heavy Duty	1.25	1.50	<b>COOKERS (Brewing &amp; Distilling), (food)</b>	1.25	1.25	Driving Processing Equipment	1.25	1.50	<b>PUNCH PRESSES (Gear Driven)</b>	1.75	2.00
<b>BALL MILLS</b>	See Mills, Rotary		<b>COOLING TOWER FANS</b>	Refer to	Factory	Other Line Shafts, Light	1.25	1.25	<b>RECIPROCATING</b>		
<b>BARGE HAUL PULLERS</b>	1.75	2.00	<b>▲ CRANES</b>			<b>LIVE ROLL CONVEYORS</b>	Refer to	Factory	Conveyors & Feeders	1.75	2.00
<b>BARKING</b>			Dry Dock Cranes, Main Hoist,	Refer to	Factory	<b>LOBE BLOWERS OR COMPRESSORS</b>	1.25	1.50	<b>RECIPROCATING COMPRESSORS</b>		
Drums (Coupling Connected)	2.00		Bridge and Trolley Travel	Refer to	Factory	<b>LOG HAULS (Lumber)</b>			Multi-Cylinder	1.50	1.75
Mechanical	2.00		<b>CRUSHERS</b>			Incline-well Type	1.75	1.75	Single Cylinder	1.75	2.00
<b>BAR SCREENS (Sewage)</b>	1.25	1.25	Ore or Stone	1.75	2.00	<b>LOOMS (Textile)</b>	1.25	1.50	<b>ROD MILLS</b>	See Mills, Rotary	
<b>BATCHERS (Textile)</b>	1.25	1.50	Sugar	1.75	1.75	<b>LUMBER INDUSTRY</b>	See Table 2		<b>ROTARY</b>		
<b>BELT CONVEYORS</b>			<b>DEWATERING SCREENS (Sewage)</b>	1.50	1.50	<b>MACHINE TOOLS</b>			Pumps	1.25	1.25
Uniformly Loaded or Fed	1.25	1.25	<b>DISC FEEDERS</b>	1.25	1.25	Auxiliary Drives	1.25	1.25	Screens (Sand or Gravel)	1.25	1.50
Heavy Duty	1.25	1.50	<b>DISTILLING</b>	See Table 2		Bending Rolls	1.25	1.50	<b>RUBBER &amp; PLASTICS INDUSTRIES</b>	See Table 2	
<b>BELT FEEDERS</b>	1.25	1.50	<b>DOUBLE ACTING PUMPS</b>			Main Drives	1.25	1.50	<b>SAND MULLERS</b>	1.25	1.50
<b>BENDING ROLLS (Machine)</b>	1.25	1.50	2 or more Cylinders	1.25	1.50	Notching Press (Belted)	Refer to	Factory	<b>SCREENS</b>		
<b>BLOWERS</b>			Single Cylinder	Refer to	Factory	Plate Planers	1.75	2.00	Air Washing	1.25	1.25
Centrifugal	1.25	1.25	<b>DOUGH MIXER (Food)</b>	1.25	1.50	Punch Press (Geared)	1.75	2.00	Rotary—Sand or Gravel	1.25	1.50
Lobe	1.25	1.50	<b>DRAW BENCH (Metal Mills)</b>	1.25	1.50	Tapping machines	1.75	2.00	Traveling Water Intake	1.25	1.25
Vane	1.25	1.50	<b>DREDGES</b>	See Table 2		<b>MANGLE (Textile)</b>	1.25	1.50	<b>SCREW CONVEYORS</b>		
<b>BOTTLING MACHINERY</b>	1.25	1.25	Carriage & Main Drive	1.25	1.50	<b>MASH TUBS (Brewing &amp; Distilling)</b>	1.25	1.25	Uniform	1.25	1.25
<b>BREWING</b>	See Table 2		<b>DRY DOCK CRANES</b>	Refer to	Factory	<b>MEAT GRINDERS (Food)</b>	1.25	1.50	Heavy Duty or Feeder	1.25	1.50
<b>BRICK PRESS (Clay Working)</b>	1.75	2.00	<b>DRY DOCK CRANES (Mills, Rotary)</b>	1.25	1.50	<b>METAL MILLS</b>			<b>SCUM BREAKERS (Sewage)</b>	1.50	1.50
<b>BRIQUETTE MACHINES (Clay Working)</b>	1.75	2.00	<b>DYEING MACHINERY (Textile)</b>	1.25	1.50	Draw Bench Carriages & Main Drives	1.25	1.50	<b>SEWAGE DISPOSAL</b>	See Table 2	
<b>BUCKET</b>			<b>ELEVATORS</b>			Pinch, Dryer & Scrubber			<b>SHAKER CONVEYORS</b>	1.75	2.00
Conveyors Uniform	1.25	1.50	Bucket-Uniform Load	1.25	1.50	Rolls, Reversing	Refer to	Factory	<b>SHEETERS (Rubber)</b>	1.50	1.50
Conveyors Heavy Duty	1.25	1.50	Bucket-Continuous	1.25	1.50	Slitters	1.25	1.50	<b>SINGLE ACTING PUMP</b>		
Elevators Continuous	1.25	1.50	Centrifugal Discharge	1.25	1.25	Table Conveyors			1 or 2 Cylinders	Refer to	Factory
Elevators Uniform	1.25	1.50	<b>▲ Escalators</b>	Not Approved		Non-Reversing Group Drives	1.50	1.50	3 or more Cylinders	1.25	1.50
Elevators Heavy Duty	1.25	1.50	<b>▲ Freight</b>	Not Approved		Non-Reversing Individual Drives	2.00	2.00	<b>▲ SKI TOWS &amp; LIFTS</b>	Not Approved	
<b>CALENDERS</b>			Gravity Discharge	1.25	1.25	Reversing	Refer to	Factory	<b>▲ SKIP HOIST</b>	1.25	1.50
Rubber and Plastic	See Table 2		<b>▲ Man Lifts, Passenger</b>	Not Approved		Wire Drawing & Flattening Machines	1.25	1.50	<b>SLAB PUSHERS</b>	1.50	1.50
Textile	1.25	1.50	<b>EXTRUDERS (Plastic &amp; Rubber)</b>	See Table 2		Wire Winding Machines	1.50	1.50	<b>SLITTERS (Metal)</b>	1.25	1.50
<b>CANE KNIVES</b>	1.25	1.75	<b>FANS</b>			<b>MILLS, ROTARY</b>			<b>SLUDGE COLLECTORS (Sewage)</b>	1.25	1.25
<b>CAN FILLING MACHINES</b>	1.25	1.25	Centrifugal	1.25	1.25	Ball and Rod Mills			<b>SOAPERS (Textile)</b>	1.25	1.50
<b>CARD MACHINES (Textile)</b>	1.25	1.50	Cooling Towers	Refer to	Factory	with Spur Ring Gear	Refer to	Factory	<b>SPINNERS (Textile)</b>	1.25	1.50
<b>CAR DUMPERS</b>	1.75	2.00	Forced Draft	1.25		with Helical Ring Gear	Refer to	Factory	<b>STEERING GEARS</b>	Refer to	Factory
<b>CAR PULLERS</b>	1.25	1.50	Induced Draft	1.50	1.50	Direct Connected	Refer to	Factory	<b>STOKERS</b>	1.25	1.25
<b>CEMENT KILNS</b>	See Mills, Rotary		Large (Mine, etc.)	1.50	1.50	Cement Kilns, Dryers & Coolers	Refer to	Factory	<b>STONE CRUSHERS</b>	1.75	2.00
<b>CENTRIFUGAL</b>			Large Industrial	1.50	1.50	Pebble, Plain & Wedge Bar Mills	Refer to	Factory	<b>SUGAR INDUSTRY</b>	See Table 2	
Blowers, Compressors, Discharge	1.25	1.25	Light (Small Diameter)	1.25	1.25	Tumbling Barrels	Refer to	Factory	<b>TABLE CONVEYORS (Non-Reversing)</b>		
Elevators, Fans or Pumps	1.25	1.50	<b>FEEDERS</b>			<b>MIXER (Also see Agitators)</b>			Group Drives	1.50	1.50
<b>CHAIN CONVEYORS</b>			Apron, Belt	1.25	1.50	Concrete, Cont. & Int.	Refer to	Factory	Individual Drives	2.00	2.00
Uniformly Loaded or Fed	1.25	1.25	Disc	1.25	1.25	Constant Density	Refer to	Factory	Reversing	Refer to	Factory
Heavy Duty	1.25	1.50	Reciprocating	1.75	2.00	Variable Density	Refer to	Factory	<b>TENTER FRAMES (Textile)</b>	1.25	1.50
<b>CHEMICAL FEEDERS (Sewage)</b>	1.25	1.25	Screw	1.25	1.50	<b>NAPPERS (Textile)</b>	1.25	1.50	<b>TEXTILE INDUSTRY</b>	See Table 2	
<b>CLARIFIERS</b>	1.25	1.25	<b>FLIGHT CONVEYORS</b>			<b>OIL INDUSTRY</b>	See Table 2		<b>THICKENERS (Sewage)</b>	1.50	1.50
<b>CLASSIFIERS</b>	1.25	1.50	Uniform	1.25	1.25	<b>ORE CRUSHERS</b>	1.75	2.00	<b>TUMBLING BARRELS</b>	1.75	2.00
<b>CLAY WORKING</b>	See Table 2		Heavy	1.25	1.50	<b>OVEN CONVEYORS</b>			<b>VACUUM FILTERS (Sewage)</b>	1.50	1.50
<b>COLLECTORS (Sewage)</b>	1.25	1.25	<b>FOOD INDUSTRY</b>	See Table 2		Uniform	1.25	1.25	<b>VANE BLOWERS</b>	1.25	1.50
<b>COMPRESSORS</b>			<b>GENERATORS (Not Welding)</b>	1.25	1.25	Heavy Duty	1.25	1.50	<b>WINCHES (Dredges)</b>	1.25	1.50
Centrifugal	1.25	1.25	<b>GRAVITY DISCHARGE ELEVATORS</b>	1.25	1.25	<b>PAPER MILLS</b>	See Table 2		<b>WINDERS (Textile)</b>	1.25	1.50
Lobe	1.25	1.50	<b>HAMMER MILLS</b>	1.75	2.00	<b>▲ PASSENGER ELEVATORS</b>	Not Approved		<b>WINDLASS</b>	Refer to	Factory
Reciprocating						<b>PEBBLE MILLS</b>	1.50		<b>WIRE</b>		
Multi-Cylinder	1.50	1.75				<b>PLATE PLANERS</b>	1.75	2.00	Drawing Machines	1.25	1.50
Single-Cylinder	1.75	2.00				<b>PRINTING PRESSES</b>	Refer to	Factory	Winding Machines	1.50	1.50
<b>CONCRETE MIXERS</b>						<b>PROPORTIONING PUMPS</b>	1.25	1.50			
Continuous	Refer to	Factory				<b>PUG MILLS (Clay)</b>	1.25	1.50			
Intermittent	Refer to	Factory									

▲ Selection of Regal Rexnord™ products for applications whose primary purpose is the transportation of people is not approved. This includes such applications as freight or passenger elevators, escalators, man lifts, work lift platforms and ski tows and ski lifts. If the primary purpose of the application is material conveyance and occasionally people are transported, the Factory warranty may remain in effect provided the design load conditions are not exceeded and certification to the appropriate safety codes and load conditions has been obtained by the system designer or end user from the appropriate enforcement authorities.

Before making a selection, refer to Basic Information and Conditions Affecting Selection on pages 2 and 3.

### Information Required

The following basic information is required to select a Falk® V-Class Gear Drive for your application.

#### Prime Mover Data

- Type – electric or hydraulic motor or engine
- Power rating in HP
- Speed – constant or variable
- Dimensions – if the Factory will furnish motor mounting accessory or coupling

#### Driven Machine Data

- Type – conveyor, kiln, etc.
- Power demand in HP, or equivalent torque
- Speed and direction of rotation
- Service – hours per day; reversals per minute if reversing; minutes per hour (duty cycle) if not continuous

#### Gear Drive Data

- Type – parallel shaft or right angle
- Ambient temperature range at drive location
- Altitude above sea level
- Ambient air velocity at drive location
- Mounting position – if inclined or non-standard orientation

#### Shaft Connections

- Shaft diameters and key sizes
- Overhung loads – provide full description of sheave, sprocket, or pinion
- Thrust load and direction

### Power Selection Method

The power selection method is based on the power rating of the prime mover.

1. Determine the mechanical service factor.  
Electric motor-driven applications, see Tables 2 & 3, pages 4 or 5.  
Engine-driven or intermittent applications, see Table 1, page 4.
2. Calculate equivalent power by multiplying the rated power of the prime mover by the mechanical service factor determined in Step 1.
3. Determine gear drive nominal ratio.  
Divide the high-speed shaft rpm by the low-speed shaft rpm to determine your ideal ratio. Choose a nominal ratio that most closely approximates your ideal ratio. Nominal ratios are found in the power ratings tables. See Step 4.
4. Using the equivalent power determined in Step 2, and the gear drive nominal ratio that most closely approximates the ideal ratio determined in Step 3, select the gear drive size using the Power Ratings Tables.

Power Ratings Tables:

Parallel shaft gear drives, see pages 24 thru 47.

Right angle shaft drives, see pages 146 thru 161.

Locate the proper page within the power ratings tables based on nominal ratio and high-speed shaft rpm. Once on the proper page, go to the portion of the table associated with your high-speed shaft rpm, and using the appropriate nominal ratio, trace to the right through the columns. Determine the column of the first power rating that equals or exceeds the equivalent power determined in Step 2. The size of the gear drive selected is at the top of the column. Once a gear drive size has been selected, an exact ratio can be determined from the exact ratio tables.

5. Check thermal rating using procedures outlined on page 8. The application-adjusted thermal rating of the cooling method selected must equal or exceed the motor power.
6. When overhung loads or thrust loads are present, check to assure they are within the capacity of the gear drive selected.

Overhung load (radial load) is imposed by sheaves, sprockets, and open pinions that are mounted directly on the shaft extensions of the gear drive. Gear drive shaft extensions that are flexible coupling-connected need not be checked for overhung load. Flexible couplings do not impose significant overhung load.

Refer HS shaft overhung load applications to the Factory.

Gear drives that have thrust load (axial loads) applied need to be referred to Factory for correct selection. Please advise magnitude and direction to select the correct drive size for the application.

Combined shaft loadings involving simultaneous application of overhung load, thrust load, or bending moment (as in mixers and agitators) should be referred directly to the Factory.

### Torque Selection Method

For convenience, low-speed shaft torque ratings of gear drives are provided, and a purely mechanical selection of a gear drive can be made using torque values. Simply follow the steps outlined in the power selection method, substituting torque values for power values. In order to check thermal adequacy, and check shaft ratings, it will be necessary to convert the torque to power using the formula below:

$$\text{Input Power (Hp)} = \frac{\text{Torque (lb-in)} \times \text{Output Speed (rpm)}}{63025}$$

### Example Selections

An example using the Power Selection Method and an example using the Torque Selection Method is found on page 9



Checking Thermal Rating

Checking the thermal rating is extremely important. If the gear drive's capacity to dissipate thermal energy is insufficient, it will overheat, and severe damage may occur.

Gear drive basic thermal ratings are defined on page 2. A discussion of the application-adjusted thermal rating, and when it is applicable, is found on page 3.

Thermal Rating Factors

Thermal horsepower ratings published herein are based on a 68°F (20°C) ambient temperature at an altitude up to 2460 feet above sea level. For other conditions, the thermal horsepower rating must be multiplied by the factors shown in Tables 1 & 2 (see right).

Application-Adjusted Thermal Rating

Once a mechanically adequate gear drive selection has been made per Steps 1-4 on page 6, determine the application-adjusted thermal rating of the gear drive. The application-adjusted thermal rating of the gear drive selected must equal or exceed the actual motor horsepower.

In most cases, the nameplate power rating of the motor is assumed to equal the actual power transmitted. It is not necessary to apply the mechanical service factor when determining thermal adequacy of a gear drive.

Use the following formula to determine application-adjusted thermal rating:

PTA = PT x B1 x B2 x B3 x B4 x B5 where:

PTA = Application-Adjusted Thermal Rating

PT = Basic Thermal Rating

B1 = Ambient Temperature Factor (Table 1)

B2 = Altitude Factor (Table 2)

B3 = Ambient Air Velocity Factor for no auxiliary cooling (Table 3)

B4 = Duty Cycle Factor (Table 4)

B5 = Alignment-Free Package Factor (Table 5)

Basic Thermal Ratings for parallel shaft gear drives are found on pages 48 thru 107.

Basic Thermal Ratings for right angle shaft gear drives are found on pages 162 pages 213.

Once a gear drive satisfies mechanical requirements, select an auxiliary cooling method with an application-adjusted thermal rating that equals or exceeds the actual power transmitted. If no listed cooling method is adequate, contact the Factory for selection of an optional heat exchanger, or consider a larger gear drive with greater thermal capacity.

Table 5 — Alignment-Free Package Factor\* – B<sub>5</sub>

Size	Motor RPM	Close Coupled Alignment-Free Drive	Fluid Cooling				VFD / Floating Shaft Coupling All Sizes (NEMA & IEC)
			1420HFDD	1480HFDD	1584HFDD	1660HFDD	
117	All	0.88	1.14	...	...	...	1.14
127	All	...	1.00	1.13	...	...	1.00
133, 137	All	1.13	1.14	1.27	...	...	1.14
143, 147	All	...	1.00	1.13	1.41	...	1.00 <sup>■</sup> , 1.41 <sup>▲</sup>
153, 157	All	...	0.89	1.00	1.26	1.55	0.89 <sup>■</sup> , 1.26 <sup>▲</sup>
163, 167	All	...	0.88	1.00	1.27	1.56	0.88 <sup>■</sup> , 1.27 <sup>▲</sup>
173, 177	All	0.95	...	0.74	0.95	1.18	0.95
187	All	0.94	...	0.74	0.95	1.18	0.95
193, 197	All	0.76	...	...	0.76	0.76	0.76
203, 207	All	0.76	...	...	0.76	0.76	0.76
213, 217	All	0.66	...	...	...	...	...
223, 227	All	0.65	...	...	...	...	...
237, 243, 247	All	0.74	...	...	...	...	...
253, 257	≤ 1500	0.56	...	...	...	...	...
	>1500	0.73	...	...	...	...	...
263, 267	≤ 1200	0.53	...	...	...	...	...
	1200 ≤ 1500	0.57	...	...	...	...	...
	>1500	0.75	...	...	...	...	...
273, 277	≤ 1200	0.55	...	...	...	...	...
	1200 ≤ 1500	0.59	...	...	...	...	...
	>1500	0.76	...	...	...	...	...

\* Factor to be applied to shaft fan cooling only. Not applicable for other cooling types.

■ NEMA 447T/IEC 280M and Smaller Motors

▲ NEMA 449T/IEC 315S and Larger Motors

Table 1 — Ambient Temperature Factor – B<sub>3</sub>

(For all cooling methods)

Ambient Temperature ★	Ambient Adjustment Factor at 180°F Sump	Ambient Adjustment Factor at 200°F Sump
59F (15C)	1.09	1.08
68F (20C)	1.00	1.00
77F (25C)	0.91	0.92
86F (30C)	0.82	0.85
95F (35C)	0.74	0.78
104F (40C)	0.65	0.70
113F (45C)	0.56	0.63
122F (50C)	0.48	0.56

★ Factors for other ambient temperatures can be interpolated.

Table 2 — Altitude Factor – B<sub>2</sub>

Altitude Above Sea Level – Feet	Factor
0	1.00
2460	0.95
4920	0.90
7380	0.85
9840	0.81
12300	0.76
14760	0.72
17225	0.68

Table 3 — Ambient Air Velocity Factor † – B<sub>3</sub>

(For no auxiliary cooling)

Sustained Ambient Air Velocity † ft/sec	Installed Environment	Factor for No Auxiliary Cooling
< 1.6	Confined Space	0.75
1.6 to 4.6	Large Indoor Room	1.00
4.6 to 12.1	Large Indoor Room	1.40
> 12.1	Outdoors	1.90

† The sustained ambient air velocity must be a continuous flow of air directly onto the gear drive. If the air flow cannot be relied upon to be continuous, an ambient air velocity factor of 0.75 must be used.

Table 4 — Duty Cycle Factor ‡ – B<sub>4</sub>

% Operating Time Per Hour	Factor With or Without Auxiliary Cooling
100%	1.00
80%	1.05
60%	1.15
40%	1.35
20%	1.80

‡ The duty cycle factor must be based on the percentage of each hour that the drive is operating. For example: a gear drive operating for 48 minutes of every hour of the day has an 80% duty cycle, but a drive operating for four hours and resting for four hours has a 100% duty cycle. Where the % Operating Time Per Hour falls between values tabulated above, use the next higher % Operating Time.

### Power Selection Example

A heavily loaded coal conveyor operates continuous duty, 24 hours per day. The application requires a right angle reducer due to space constraints. The gear drive will be driven by a 600 HP electric motor at 1750 rpm. A low-speed shaft speed of 70 rpm and a maximum sump temperature of 200°F has been requested.

Ambient temperature at the conveyor does not exceed 68°F. The conveyor is installed underground in an open air environment with unrestricted air flow. The high-speed and low-speed shafts of the selected gear drive will be connected to the driving and driven equipment by flexible couplings. Select a base-mounted right angle gear drive for this application as follows:

1. The mechanical service factor is 1.50 for a heavily loaded conveyor operating over 10 hours per day, from page 4, Table 2 (Conveyors, Heavy Duty).
2. The equivalent power in HP =  $1.50 \times 600 = 900$  HP.
3. The ideal ratio is  $1750 \div 70 = 25.00$ . The closest nominal ratio is 25.0:1 from the Right Angle Triple Reduction Power Ratings Table on page 148.
4. Using the Right Angle Triple Reduction Power Ratings Table on page 148 and in the section associated 25.0:1, trace right through the columns to the first power rating that equals or exceeds the equivalent of 900 HP calculated in Step 2. The selection is a size 173VR3 (shown at the top of the column) that has a power rating of 908 HP. Actual mechanical service factor is  $908 \div 600 = 1.51$  Exact ratio is 25.65:1, found on page 214 (exact ratio table).
5. Check thermal rating. The application-adjusted thermal rating must equal or exceed the actual power transmitted (600 HP). Basic thermal rating for the 173VR3, nominal ratio 25:1, high-speed shaft of 1750 rpm, no auxiliary cooling, equals 262 HP, per page 168.

Thermal factors from page 6 for no auxiliary cooling are as follows.  
 B1 = Ambient Temperature Factor from Thermal Table 1 = 1.00  
 B2 = Altitude Factor from Thermal Table 2 = 1.00  
 B3 = Ambient Air Velocity Factor from Thermal Table 3 = 1.00  
 B4 = Duty Cycle Factor from Thermal Table 4 = 1.00

Application-adjusted thermal rating with no auxiliary cooling =  
 $262 \times 1.00 \times 1.00 \times 1.00 \times 1.00 = 262$  HP

Application-adjusted thermal rating does not equal or exceed the 600 HP transmitted, so auxiliary cooling is required.

Basic thermal rating for the 173VR3, nominal ratio 25:1, high-speed shaft 1750 rpm, shaft fan cooling, equals 975 HP, per page 168.

Thermal factors for shaft fan cooling are as follows:  
 B1 = Ambient Temperature Factor from Thermal Table 1 = 1.00  
 B2 = Altitude Factor from Thermal Table 2 = 1.00  
 B4 = Duty Cycle Factor from Thermal Table 4 = 1.00

Note: Thermal factor B5 is not necessary because this is not an alignment-free package.

Application-adjusted thermal rating with shaft fan cooling =  
 $975 \times 1.00 \times 1.00 \times 1.00 = 975$  HP

Application-adjusted thermal rating does equal or exceed the 600 HP transmitted so shaft fan cooling is required. Right angle VRC3 unit utilize a split axial fan so the direction of rotation of the high-speed shaft must be provided at the time of order.

6. It is not necessary to check overhung load or thrust capacity of the gear drive for this example. Gear drive shaft extensions are connected by flexible couplings, which do not impose significant overhung load. No thrust load is present.
7. Determine the complete Falk® V-Class Unit nomenclature per page 14. You must specify the shaft orientation and accessory mounting position for your installation. For example, the final nomenclature for this unit could be M173VRC3A25.65-0421B.

### Torque Selection Example

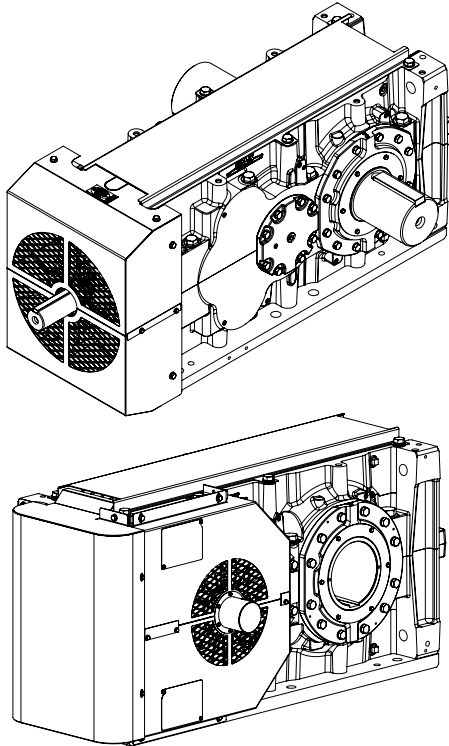
A dredge utility winch requires 500,000 lb.-in. of torque at its output shaft, which operates at 16 rpm. The winch is in service eight hours per day and is driven by a coupling-connected 150 HP, 1750 rpm electric motor. The ambient temperature never exceeds 68°F. The approximate air velocity is 10 feet per second, and the dredge operates in Lake Superior (sea level). The winch never operates more than 30 minutes in a given hour. The space available is best suited to a base-mounted right angle gear drive, and a maximum sump temperature of 200°F has been requested. Select a gear drive for this application.

1. The Service Factor is 1.25 for a dredge utility winch operating 10 hours per day, from page 4, Table 2 under Dredges.
2. The equivalent torque is  $1.25 \times 500,000 = 625,000$  lb.-in.
3. The ideal ratio is  $1750 \div 16 = 109.4:1$ . The nearest standard nominal ratio is 112:1 from the Right Angle Triple Reduction Table on page 149.
4. Using the Triple Reduction Table on page 149, in the 1750 rpm high-speed shaft section and at the 112:1 ratio and 16 rpm, trace right to 767 (x 1000, the first torque exceeding the equivalent torque of 625,000 lb.-in.) and read the drive size 167 at the top of the column.
5. The basic thermal capacity with no auxiliary cooling for an 167VR3, 112:1, at 1750 rpm from the table on page 169 is 145 HP. The ambient temperature factor (B1) from Table 1, page 8, is 1.00. The altitude factor (B2) from Table 2, page 8 is 1.00. The ambient air velocity factor (B3) is 1.4 from Table 3, page 8. The Duty Cycle is 50% (30 min/hour), so the duty cycle factor (B4) is 1.15 from Table 4, page 8.
6. The application-adjusted thermal capacity is  $144 \times 1.00 \times 1.00 \times 1.40 \times 1.15 = 233$  HP, which exceeds the power rating of the motor (150 HP). Therefore, no additional cooling is required.
7. It is not necessary to check overhung load or thrust capacity of the gear drive for this example. Gear drive shaft extensions are connected by flexible couplings, which do not impose significant overhung load. No thrust load is present.

### Shaft-Driven Cooling Fans

Shaft-driven cooling fans provide a simple and inexpensive way to utilize the full mechanical rating of the gear drives by lowering the operating temperature, thus increasing thermal power capacity. Cooling fans have been successfully used on electric motors and other related machinery for many years. They eliminate the need for water or electrically powered cooling, pumps and external piping. The sound level at standard motor rpm is about the same as that from fans on totally enclosed, fan-cooled driving motors. Less than 0.25% of cataloged power rating is required to drive the fans. Radial fans are available for use with VP parallel shaft drives. The radial fan utilized on the VP drives is a split fan design.

Axial split fans are also available for use on the VR right angle drives. The direction of rotation of the high-speed shaft is required at the time of order to ensure that the correct axial fan is selected. Dimensions, arrangements and clearances for shaft-driven fans are shown in the selection guide.



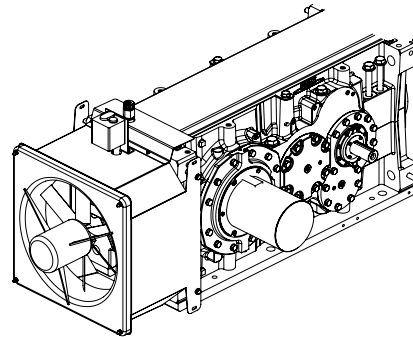
### Electric Cooling Fan

The use of an electric fan permits the full use of available shaft extensions. Electric fans are unaffected by shaft rotation and speed of the gearbox. They include a thermostatic control to turn off the fan when it is not required. The electric fan can be mounted on either end of a parallel shaft drive and on the low-speed end of a right angle drive. Electric fans are available with the following standard motor packages:

- 60Hz, 3 phase, 220/380VAC
- 60Hz, 3 phase, 265/460VAC
- 60Hz, 1 phase, 110VAC
- 50Hz, 3 phase, 220/380VAC

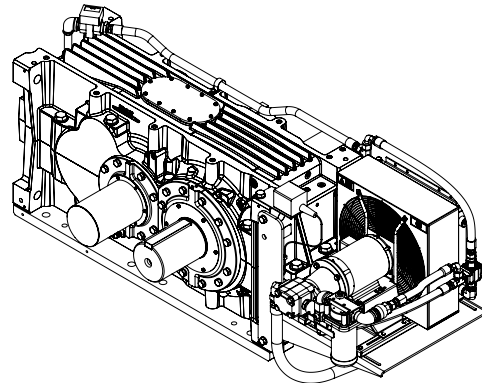
Other motor packages may be available at an extra charge. Consult the Factory for price and availability.

Dimensions, arrangements and clearances for electric fans are shown in the selection guide. Additional information including motor ratings and thermostatic control wiring diagrams are also available from the Factory.



### Pumps & Coolers

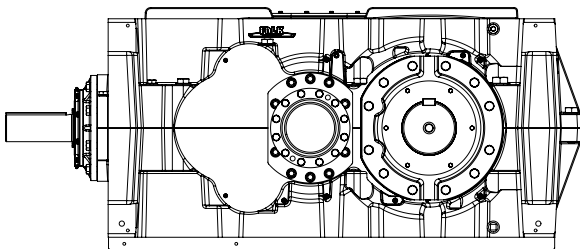
The 600 Series integrated oil-to-air cooler is drive mounted at the factory and shipped with both the lube suction and return lines connected to the drive with flexible hose. Only one motor is required – this dual output motor drives both the lube pump and cooling fan. The motor is 230-460V AC, 3 phase, 50 or 60Hz. A thermostatic bypass valve at the cooler regulates the flow of oil through the cooler. Available options include flow switch, single and dual filters.



### Backstops

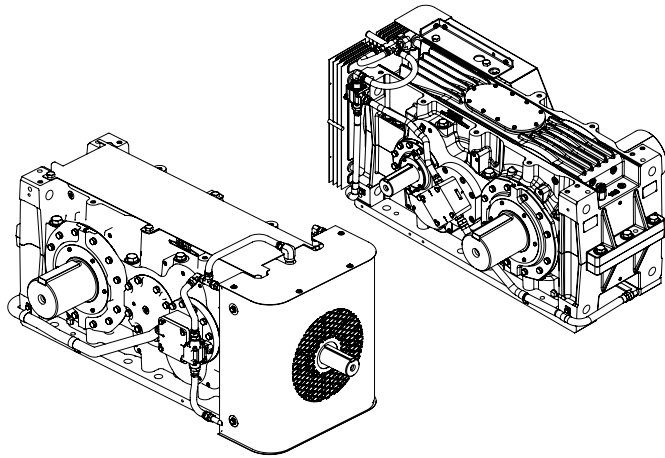
Backstops prevent reverse rotation or backrun without backlash for conveyors, elevator head shafts, and similar applications. A standard line of accessory backstops for use on types VP and VR drives is available. These accessory backstops are mounted integrally on an extension of either the high-speed or an intermediate shaft and share the drive sump oil. The Falk® V-Class Backstop is a sprag type design.

Specify the direction of rotation of the low-speed shaft (CW or CCW) when facing the drive from the end of the exposed low-speed shaft extension. Also specify backstop location (right or left side facing HS end).



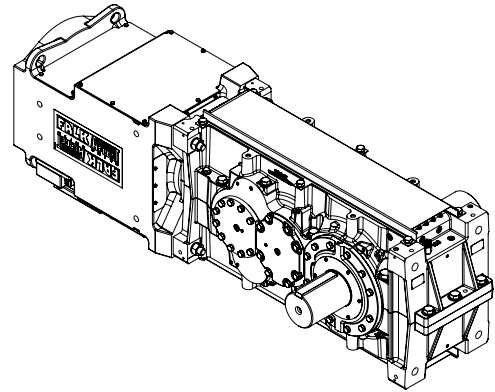
### DuraPlate Cooling Package

The patented Falk® V-Class DuraPlate® provides enhanced cooling capacity. This self-contained system is integral to the drive train and can control oil temperatures in the most extreme conditions. No air, water or electricity is required. A shaft-driven pump circulates oil through the DuraPlate while a shaft-driven fan provides air flow to cool the oil. U.S. Patent No. 9,599,406.



### Alignment-Free Drive

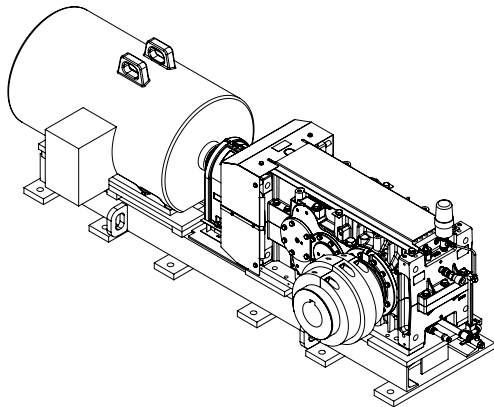
The Alignment-Free Drive is a standard packaged drive developed to meet the demands of surface and underground conveyor applications. The drive comprises a unitized motor, coupling (fluid or flexible) and right angle gear drive that mounts directly to the conveyor drive shaft and is supported by a single torque arm. The unit can mount to the conveyor shaft via rigid flanged coupling, TA Taper® bushing or shrink disc. It is simple to install, eliminates the cost of expensive mounting pads, and offers the mobility required for today's conveyor systems.



### Bedplates

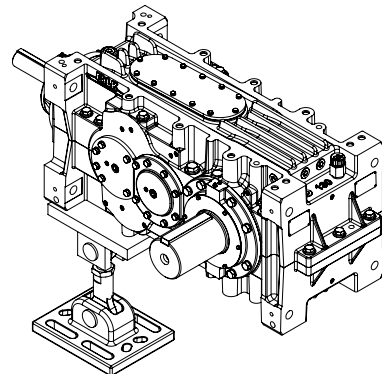
A bedplate is recommended to ensure proper alignment of a base-mounted drive with the motor. The Factory can provide a fabricated steel bedplate for all popular sizes of standard VP and VR drives. These bedplates accommodate standard NEMA and IEC motors within the power range of the drive and many of the larger non-NEMA motors. Special bedplates can be designed and manufactured for unique motor and special accessory combinations.

Supports for tachometers, brakes, timing devices, foot-mounted fluid couplings or other accessories can be added. Contact the Factory for further details on this accessory.



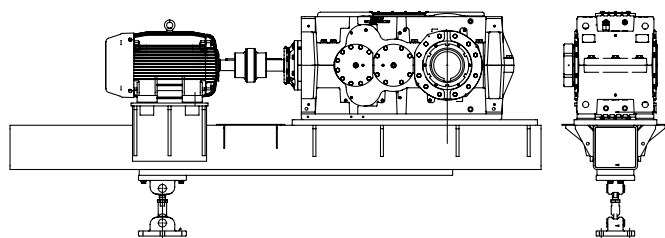
### Torque Arm

Torque arms are available for VR right angle shaft-mounted drives. They are used to support the drive in a standard horizontal position, and are suitable for use with a swingbase, bedplate or Alignment-Free drive. The customer is responsible for determining the structural integrity of their support structure.



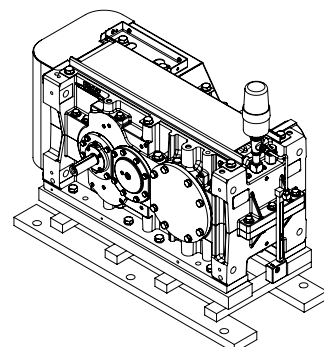
### Swing Base

Designed specifically for use with the VR right angle shaft-mounted drive, the swing base provides an economical and readily available alternative to bedplates. Swing bases have been pre-engineered for several combinations of Falk V-Class Units, NEMA & IEC motors and Falk Couplings.



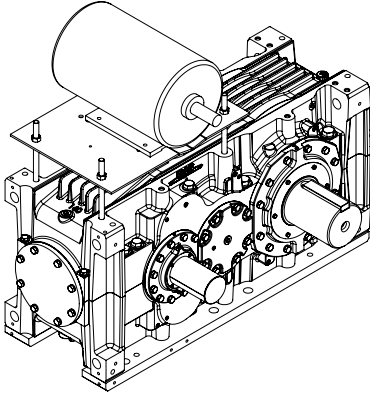
### Transition Base

A custom transition bedplate can be provided to adapt a current Falk® V-Class Unit to the footprint of an existing gear drive. Transition bases are designed to align the center of the gear drive low-speed shaft with the center of the driven shaft. Additional adaption in the form of spacer couplings and/or an extended shaft may be required to complete the low-speed connection.



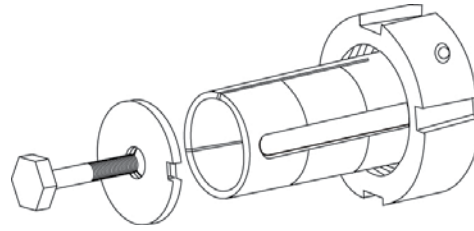
**Motor Mounts**

Motor mounts are selectively predesigned for type VP drives. Motor mounts provide a convenient support for the motor when the drive is belt-driven.



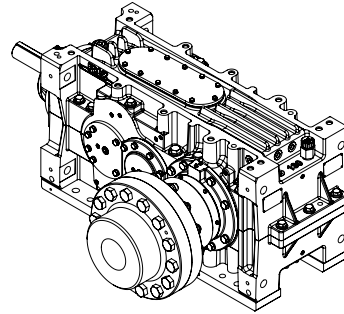
**TA Taper Bushings**

Available with both inch and metric bores, the TA Taper ductile iron bushings provide for easy-on easy-off shaft mounting convenience for hollow shaft drives.



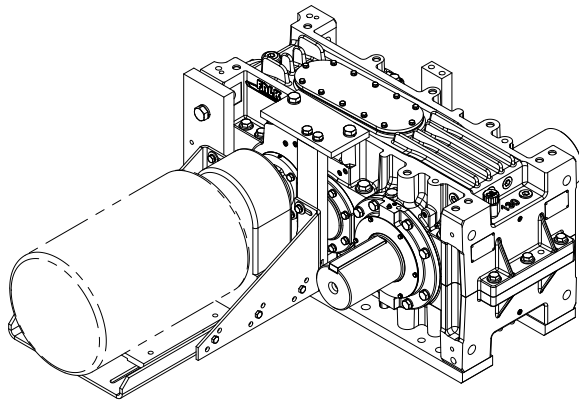
**Shaft Mounting Options**

In addition to the TA Taper bushing previously described, shaft mounting options include hollow shaft with shrink disc and solid shaft with a Falk® MCF rigid flange coupling.



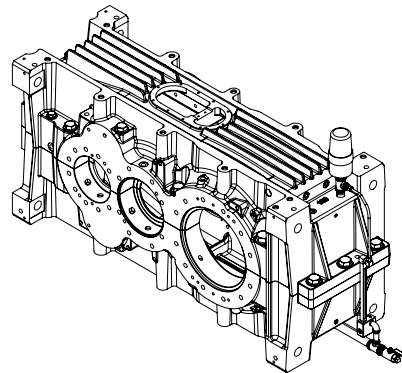
**Motor Brackets**

Motor brackets may be used for type VP and VR drives. These motor brackets provide an economical "soft" mounting for standard NEMA T-frame and IEC B3 induction motors. It is expected that the weight, location and starting torque of the motor will cause cantilevered motor brackets to deflect or twist to varying degrees. They are engineered to be within acceptable deflection limits as determined by the Factory. However, because the motor bracket is a "soft" motor support, deflection and vibration magnitudes of the bracket may exceed levels normally considered acceptable for rigidly, "hard" mounted machinery.



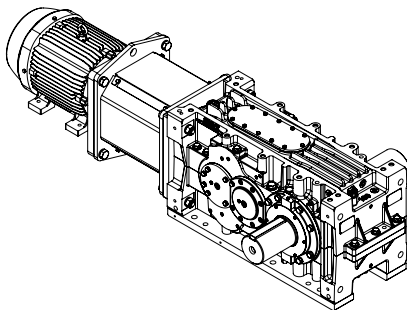
**Lubrication Package**

The Falk V-Class Lube Package includes a Falk Desiccant Breather, an oil sampling port, an oil sight gauge and oil drain ball valve assembly.



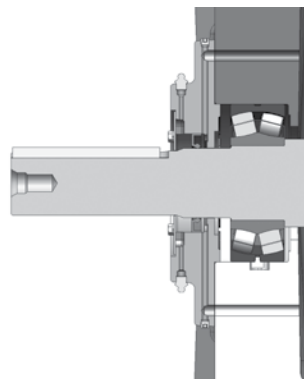
**Flange Motor Adapters**

Flanged motor adapters are available for type VP and VR drives. The adapter allows a flange-mounted motor to be directly mounted to the high speed shaft of the drive.



**Magnum Seals**

Falk V-Class Units include the standard Falk Magnum Seal arrangement. Falk's exclusive labyrinth-design, non-wearing Magnum seal keeps oil in and dirt out. A purgeable grease chamber with contact seal prevents the infiltration of dirt and grime. A unique drainback passage combines with a radial and axial bush seal to retain oil and eliminate leaks.

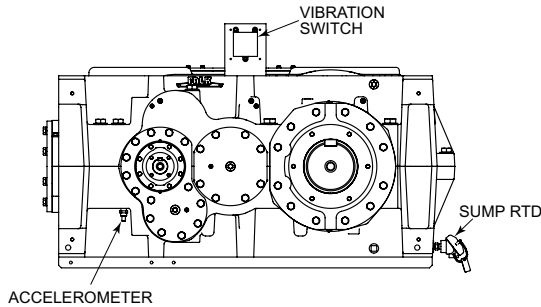


### Condition Monitoring Packages

The Falk® V-Class condition monitoring packages allow you to easily monitor the health of your drive.

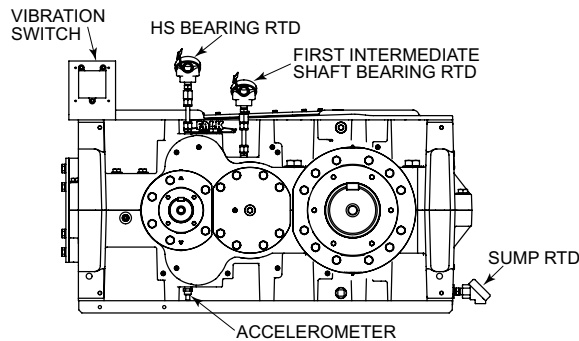
#### Condition Monitoring #1

This package includes a sump RTD and an accelerometer with vibration switch. The package includes one 100Ω three-wire platinum sump RTD with thermowell.



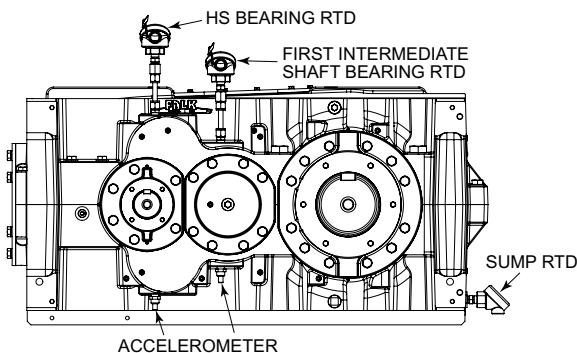
#### Condition Monitoring #2

This package includes a sump RTD and an accelerometer with vibration switch and bearing RTDs located at the high-speed and first intermediate shaft bearings.



#### Condition Monitoring #3

This package includes a sump RTD, bearing RTDs located at the high-speed and first intermediate shaft bearings, and accelerometers at the high-speed and first intermediate shaft bearings.



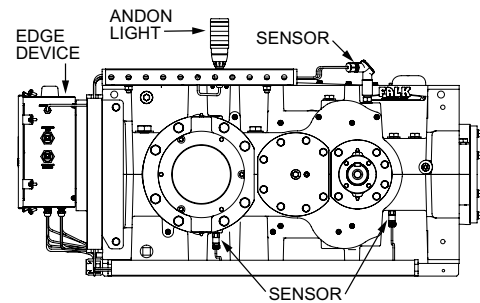
### Smart Condition Monitoring Package (SCMS)

This digitally-connected solution not only monitors traditional measurements such as oil and bearing temperatures and vibration, but it also analyzes oil health in real-time and detects load, speed, location, ambient temperature and throughput, saving hours of manual effort and wait time.

The internet-connected edge device has the capacity to translate product performance data and analytics into alerts and recommended actions - and become a fully predictive model for optimal asset management.

Andon Lights provide visual status of equipment health and need for scheduled maintenance to local & remote personnel.

See catalog SS1-001 for dimensional information and additional required ordering details for this option.



### Smart Condition Monitoring System — Series 1000

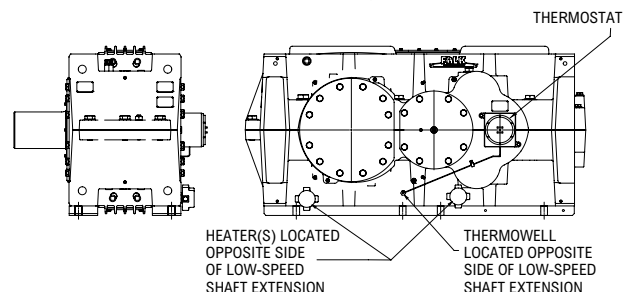
UPGRADE

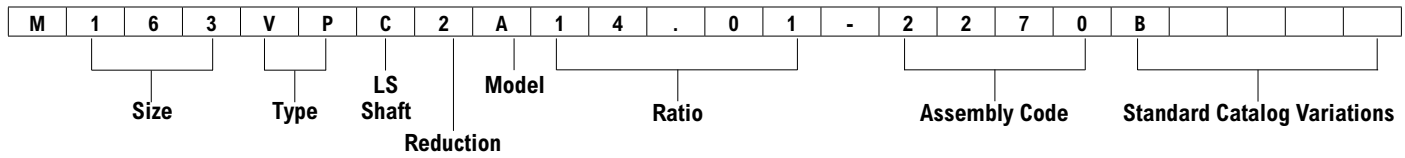
	Model 1010	Model 1020	Model 1050	Model 1150
<b>Measurements/Alarms</b>				
Oil — relative humidity, oxidation, aging, life remaining, oil level	—	X	X	X
Oil sump temperature	X	X	X	X
Vibration	X*	—	X	X
Speed	—	X	X	X
Motor current	—	—	X	X
<b>Notifications/Communications</b>				
Local status indication	X	X	X	X
LAN connectivity to PLC/DCS	X	X	X	X
Enterprise-wide data access via Rexnord® Connect Portal				
• System updates	—	—	—	X
• Email notifications				
• System monitoring				

\*Overall vibration

### Immersion Heater

Pre-designed immersion heaters are available for all configurations. Heater options include, 1 phase, 120V and 3 phase in 240V and 460V options. Heater selections are designed to raise the sump temperature 10 to 15 deg F per hour dependent on ambient conditions. Consult Factory with ambient conditions for actual heating time and start up viscosity requirements. Single reduction drives (VP1) have single and dual heater options base on customer ambient conditions and requirements, Consult Factory for selection.





**Shaft Dimension Standard**

M standard metric input and output shafts (diameter/bore length, key and keyway)

**Size**

133	107
143	117
153	127
163	137
173	147
193	157
203	167
213	177
223	187
243	197
253	207
263	217
273	227
	237
	247
	257
	267
	277

**Type**

- P Parallel Shaft, Horizontal
- R Right Angle, Horizontal

**LS Shaft**

- C Solid Shaft
- K Keyless Solid Shaft – shaft sizing and tolerance identical to option C
- T Hollow Shaft with TA Bushing
- J Hollow Shaft with Shrink Disc
- Q Hollow Shaft, Straight Bored & Keyed

**Reduction**

Number of reductions/stages in gear drive

**Model**

Model A.

**Ratio**

Exact ratio expressed as (5) characters including decimal point

**Assembly Code**

First two characters indicate shaft assembly, second two characters indicate accessory locations

**Standard Catalog Variations**

- A Backstop
- B 1 Shaft Fan
- D Electric Fan 60Hz 3Ph 220/380V
- E Electric Fan 60Hz 3Ph 265/460V
- F Electric Fan 60HZ 1Ph 110V
- G Electric Fan 50HZ 3Ph 220/380V
- H Immersion Heater Package
- J Integrated PA - 600 Series Oil-to-Air Cooling Package
- K DuraPlate Cooling Package
- M Lubrication Package
- N Condition Monitoring Package #1
- P Condition Monitoring Package #2
- Q Condition Monitoring Package #3
- R Alignment-Free Package
- S Other Special Features
- T Top Motor Mount
- U Swingbase
- V Bedplate
- X Smart Condition Monitoring Package
- Y C-Face Motor Adapter
- Z Motor Bracket

The following information is **required** to order a Falk® V-Class Gear Drive to meet your application requirements. Much of the information listed below is also used to make a selection and is repeated here in the event a selection will be made by the district office.

### Gear Drive

- Size, type and ratio
- High-speed shaft rpm and low-speed shaft rpm
- Service factor
- External shaft loads – thrust and overhung load
- Factors affecting thermal performance – ambient temperature, altitude, ambient air velocity and duty cycle
- Auxiliary equipment required – couplings, backstops, etc.
- High-speed shaft rotation when looking at shaft end for right angle (VR) units with shaft driven fan or any unit with a backstop.
- Shaft assembly accessory location number (see pages 20 thru 23 for parallel shaft drives and pages 144 and 145 for right angle drives)

### Motor – Prime Mover

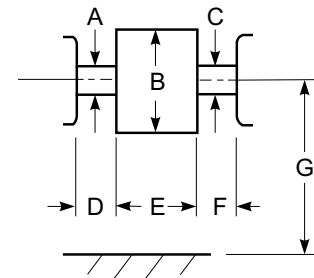
- Type – motor or engine
- Power rating – HP
- Speed – rpm
- Frame size – dimension prints if the Factory is to furnish mounting surface and/or mount the equipment
- Motor – type, class, weight, or any special characteristics (such as brake motor, explosion-proof, etc.)
- Identify if motor is to be furnished or installed by the Factory

### Driven Machine

- Required power or torque
- Speed – rpm
- Application description – belt conveyor, agitator, etc.
- Service – duty cycle, hours per day, reversals per minute if reversing
- Ambient temperature minimum, maximum and operating conditions – confined space, indoor, outdoor, taconite dust, etc.

### Auxiliary Equipment Furnished by the Factory

- Motors – if the Factory is to furnish, provide complete specifications
- Bedplates – supply drawing of motor and any auxiliary equipment not supplied by the Factory
- Flange motor adapters or motor brackets – supply drawing of motor
- Motor mount – supply drawing of motor and the required belt centers and mounting arrangement
- Backstops – specify direction of rotation of the low-speed shaft (CW or CCW) when facing the drive from the end of the exposed low-speed shaft extension. Also specify backstop location (right or left side facing HS end).
- Electric fan position, Hz and voltage
- Couplings – specify size, type, drive and driven hub bores and keyways
- Coupling guards – furnish description of couplings and/or other equipment to be guarded, and all dimensions A through G below



**B & E ... Maximum Coupling Dimension**  
**D & F ... Exposed Shaft Distance**

- Swing base – supply frame size or drawing of the motor and HS coupling size or shaft gap

### Special or Specification Requirements

Advise the Factory of any special project-related specifications such as: noise level specifications, bearing L10 requirements, etc.

Overhung Loads

Low-Speed Shaft

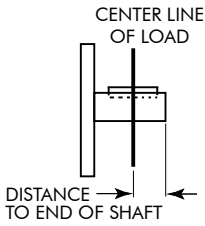
Overhung Load (lb) =  $\frac{126000 \times \text{HP} \times F_c \times L_f}{\text{Pitch Dia (in)} \times \text{rpm}}$

$F_c$  = Load Connection Factor

Sprocket★	1.00
Machined Pinion & Gear★	1.25
Synchronous (Timing) Belt	1.30
V-Belt	1.50
Flat Belt	2.50

$L_f$  = Load Location Factor

Low-Speed Shaft – See table below  
 High-Speed Shaft – Refer to Factory



★ Refer all multiple chain sprocket and pinion-mounted applications to the Factory for deflection analysis.

**Overhung Loads** — Overhung load is imposed upon a shaft when a pinion, sprocket or sheave is used as a power takeoff. The magnitude of the load varies with the type of takeoff and its proximity to the shaft bearing. Calculate the load (including minimum required service factor) and check the result against the tabulated overhung load rating. The above overhung load formula considers the transmitted power rating without service factor. This is appropriate for applications where starting loads, momentary overloads and brake capacities do not exceed 200% of drive rating (100% overload). For other considerations, compute the equivalent power by multiplying the transmitted power by the appropriate service factor.

**Locate the center line of the load** as close to the drive seal cage as practical to minimize the overhung load and increase bearing life.

**Consult the Factory for Higher Overhung Load Ratings** — In many cases, overhung load capacity in excess of that published is available. If the actual load should exceed the published capacity, refer full details to the Factory; provide complete application information, as well as direction of rotation, location, and direction of applied load.

Combined shaft loadings involving simultaneous application of overhung load, thrust load or bending moment should be referred directly to the Factory.

**Low-Speed Shaft Overhung Load** — Calculate low-speed shaft overhung load using the formula and  $F_c$  values at left. The  $L_f$  load location factors tabulated below are based on the distance from the center line of the load to the end of the shaft.

**Example** — A 450 HP, 1170 rpm electric motor, coupling connected to a Falk® V-Class Size M177VP2 drive used to drive a uniformly loaded belt conveyor. The drive is a VP2 configuration mounted on its base. The drive's low-speed shaft rotates at 75 rpm and is chain connected to the conveyor on the extension opposite the low-speed gear. The low-speed sprocket has a pitch diameter of 28" and center of the teeth on the sprocket are located 3" from the end of the shaft. Calculate the overhung load as follows :

$$\text{Overhung Load} = \frac{126,000 \times 450 \times 1.00 \times 1.18}{28 \times 75} = 31,860 \text{ lbs}$$

The allowable overhung load for a M177VP2 drive that is mounted on the base surface with extension opposite the low-speed gear is found on page 18. The value for the allowable overhung load is found by interpolating for the given output rpm. The allowable overhung load is 50,700 lbs. The applied overhung load is less than the allowable, therefore, this application is acceptable.

**Lf Load Location Factors**

Low-Speed Shaft

**Type VP & VR Lf Load Location Factors (inch)**

Based on distance from centerline of load to end of shaft

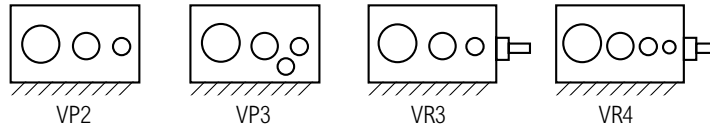
Distance (inches)	Single Reduction Drive Size													Double & Triple Reduction Drive Size												
	107	117	127	133	143	153	163	173	187	193	203	213	223	107	117	127	133	143	153	163	173	187	193	203	213	223
0.0	1.37	1.37	1.39	1.38	1.36	1.45	1.44	1.48	1.48	1.48	1.48	1.49	1.49	1.37	1.37	1.38	1.44	1.44	1.41	1.40	1.45	1.45	1.48	1.48	1.49	
0.5	1.29	1.30	1.33	1.33	1.31	1.40	1.39	1.43	1.43	1.44	1.44	1.45	1.45	1.29	1.30	1.31	1.38	1.38	1.35	1.35	1.41	1.41	1.45	1.45	1.45	
1.0	1.22	1.23	1.27	1.27	1.26	1.34	1.34	1.39	1.39	1.40	1.40	1.42	1.42	1.20	1.23	1.24	1.31	1.32	1.29	1.30	1.36	1.36	1.41	1.41	1.42	
1.5	1.14	1.17	1.20	1.22	1.21	1.28	1.29	1.34	1.34	1.36	1.36	1.38	1.38	1.11	1.17	1.17	1.25	1.25	1.23	1.25	1.32	1.32	1.37	1.37	1.38	
2.0	1.07	1.10	1.14	1.17	1.16	1.22	1.24	1.29	1.29	1.33	1.33	1.35	1.35	1.03	1.10	1.10	1.19	1.19	1.18	1.20	1.27	1.27	1.33	1.33	1.35	
2.5	1.00	1.03	1.08	1.11	1.11	1.17	1.19	1.24	1.24	1.29	1.29	1.31	1.31	0.97	1.03	1.04	1.13	1.13	1.12	1.15	1.22	1.22	1.29	1.29	1.31	
3.0	0.96	0.98	1.02	1.06	1.06	1.11	1.14	1.19	1.19	1.25	1.25	1.28	1.28	0.94	0.98	0.99	1.07	1.07	1.06	1.10	1.18	1.18	1.25	1.25	1.28	
3.5	0.93	0.95	0.98	1.00	1.00	1.05	1.09	1.14	1.14	1.21	1.21	1.25	1.25	0.90	0.95	0.96	1.01	1.01	1.00	1.05	1.13	1.13	1.22	1.22	1.25	
4.0	0.89	0.92	0.96	0.98	0.98	1.00	1.04	1.09	1.09	1.17	1.17	1.21	1.21	0.86	0.92	0.93	0.97	0.98	0.98	1.00	1.09	1.09	1.18	1.18	1.21	
4.5	0.85	0.88	0.93	0.95	0.95	0.97	0.99	1.04	1.04	1.14	1.14	1.18	1.18	0.82	0.88	0.90	0.95	0.95	0.95	0.98	1.04	1.04	1.14	1.14	1.18	
5.0	0.82	0.85	0.90	0.92	0.92	0.95	0.97	1.00	1.00	1.10	1.10	1.14	1.14	0.78	0.85	0.87	0.92	0.92	0.93	0.95	1.00	1.00	1.10	1.10	1.14	
5.5	0.78	0.82	0.88	0.90	0.90	0.93	0.95	0.98	0.98	1.06	1.06	1.11	1.11		0.82	0.83	0.89	0.90	0.90	0.93	0.98	0.98	1.06	1.06	1.11	
6.0	0.75	0.78	0.85	0.87	0.87	0.90	0.93	0.96	0.96	1.02	1.02	1.07	1.07		0.78	0.80	0.86	0.87	0.88	0.91	0.96	0.96	1.02	1.02	1.07	
6.5			0.83	0.85	0.85	0.88	0.91	0.94	0.94	0.99	0.99	1.04	1.04				0.84	0.84	0.85	0.89	0.94	0.94	0.99	0.99	1.04	
7.0			0.80	0.82	0.82	0.86	0.89	0.92	0.92	0.98	0.98	1.01	1.01				0.81	0.82	0.83	0.87	0.92	0.92	0.98	0.98	1.01	
7.5				0.79	0.80	0.84	0.87	0.90	0.90	0.97	0.97	0.99	0.99					0.84	0.85	0.87	0.90	0.90	0.97	0.97	0.99	
8.0				0.77	0.77	0.81	0.85	0.88	0.88	0.95	0.95	0.98	0.98						0.80	0.82	0.88	0.88	0.95	0.95	0.98	
8.5			0.74	0.74	0.79	0.83	0.86	0.86	0.86	0.94	0.94	0.97	0.97						0.78	0.80	0.86	0.86	0.94	0.94	0.97	
9.0						0.81	0.84	0.84	0.84	0.93	0.93	0.95	0.95							0.80	0.84	0.84	0.93	0.93	0.95	
9.5						0.79	0.82	0.82	0.82	0.91	0.91	0.94	0.94								0.82	0.82	0.91	0.91	0.94	
10.0						0.77	0.81	0.81	0.81	0.90	0.90	0.93	0.93								0.80	0.80	0.90	0.90	0.93	
10.5							0.79	0.79	0.79	0.88	0.88	0.92	0.92								0.78	0.78	0.89	0.89	0.92	
11.0										0.87	0.87	0.91	0.91										0.87	0.87	0.91	
11.5										0.86	0.86	0.89	0.89										0.86	0.86	0.89	
12.0										0.84	0.84	0.88	0.88										0.84	0.84	0.88	
12.5										0.83	0.83	0.87	0.87										0.83	0.83	0.87	
13.0										0.82	0.82	0.86	0.86										0.82	0.82	0.86	
13.5										0.80	0.80	0.85	0.85										0.80	0.80	0.85	
14.0												0.83	0.83												0.83	
14.5												0.82	0.82												0.82	
15.0												0.81	0.81												0.81	
15.5												0.80	0.80												0.80	
16.0												0.79	0.79												0.79	

Distance (inches)	Double, Triple, & Quad Reduction Drive Size				
	237	243	253	263	273
0.0	1.51	1.51	1.51	1.54	1.56
0.5	1.48	1.48	1.48	1.51	1.53
1.0	1.44	1.45	1.45	1.48	1.50
1.5	1.41	1.42	1.42	1.45	1.48
2.0	1.38	1.39	1.40	1.42	1.45
2.5	1.35	1.36	1.37	1.40	1.42
3.0	1.32	1.33	1.34	1.37	1.40
3.5	1.28	1.29	1.31	1.34	1.37
4.0	1.25	1.26	1.28	1.31	1.34
4.5	1.22	1.23	1.25	1.28	1.31
5.0	1.19	1.20	1.22	1.25	1.29
5.5	1.15	1.17	1.19	1.22	1.26
6.0	1.12	1.14	1.17	1.20	1.23
6.5	1.09	1.11	1.14	1.17	1.20
7.0	1.06	1.08	1.11	1.14	1.18
7.5	1.02	1.05	1.08	1.11	1.15
8.0	1.00	1.02	1.05	1.08	1.12
8.5	0.99	1.00	1.02	1.05	1.09
9.0	0.98	0.98	1.00	1.03	1.07
9.5	0.96	0.97	0.99	1.00	1.04
10.0	0.95	0.96	0.98	0.99	1.01
10.5	0.94	0.95	0.97	0.98	1.00

Distance (inches)	Double, Triple, & Quad Reduction Drive Size				
	237	243	253	263	273
11.0	0.93	0.94	0.96	0.97	0.99
11.5	0.92	0.93	0.95	0.96	0.98
12.0	0.91	0.92	0.94	0.95	0.97
12.5	0.90	0.91	0.93	0.94	0.96
13.0	0.89	0.90	0.92	0.93	0.95
13.5	0.88	0.89	0.91	0.92	0.94
14.0	0.87	0.88	0.90	0.91	0.93
14.5	0.86	0.87	0.89	0.91	0.92
15.0	0.84	0.86	0.88	0.90	0.92
15.5	0.83	0.85	0.87	0.89	0.91
16.0	0.82	0.84	0.86	0.88	0.90
16.5	0.81	0.83	0.85	0.87	0.89
17.0	0.80	0.82	0.84	0.86	0.88
17.5		0.81	0.83	0.85	0.87
18.0		0.80	0.82	0.84	0.86
18.5			0.81	0.83	0.85
19.0			0.80	0.82	0.85
19.5				0.81	0.84
20.0				0.80	0.83
20.5					0.82
21.0					0.81
21.5					0.80

Type VPC Double & Triple and VRC Triple Reduction Low-Speed Shaft Overhung Load  
 Sizes 107-277

Drive Mounted on "D" Surface



Low-Speed Shaft Overhung Load Capacity\* /lbs x 1000

(Refer to Low-Speed Gear Position on page 20 thru 21 and 144)

Output rpm	107		117		127		133 137		143 147		153 157		163 167	
	Extension Opposite Low Speed Gear	Extension On Low Speed Gear Side	Extension Opposite Low Speed Gear	Extension On Low Speed Gear Side	Extension Opposite Low Speed Gear	Extension On Low Speed Gear Side	Extension Opposite Low Speed Gear	Extension On Low Speed Gear Side	Extension Opposite Low Speed Gear	Extension On Low Speed Gear Side	Extension Opposite Low Speed Gear	Extension On Low Speed Gear Side	Extension Opposite Low Speed Gear	Extension On Low Speed Gear Side
290	5.8	4.1	11.6	9.6	11.4	8.2	12.2	8.1	13.6	8.1	17.5	10.6	22.8	16.2
250	6.2	4.3	12.2	10.2	12.1	8.8	12.9	8.7	14.5	8.8	18.6	11.5	24.2	17.4
210	6.2	4.7	13.0	10.9	12.9	9.5	13.8	9.5	15.5	9.7	20.0	12.6	25.9	19.0
170	6.2	5.1	14.0	11.9	13.0	10.5	15.0	10.6	16.9	10.9	21.7	14.1	28.2	21.0
130	6.2	5.7	14.1	13.2	13.0	11.9	16.6	12.1	18.8	12.6	24.2	16.4	31.4	24.0
90	6.2	6.2	14.1	14.1	13.0	13.0	19.1	14.5	20.6	15.4	28.1	20.0	36.5	28.8
50	6.2	6.2	14.1	14.1	13.0	13.0	22.0	19.4	20.6	20.6	32.3	27.4	46.2	38.5
10	6.2	6.2	14.1	14.1	13.0	13.0	22.0	22.0	20.6	20.6	32.3	32.3	51.0	51.0

Output rpm	173 177		187		193 197		203 207		213 217		223 227		237	
	Extension Opposite Low Speed Gear	Extension On Low Speed Gear Side	Extension Opposite Low Speed Gear	Extension On Low Speed Gear Side	Extension Opposite Low Speed Gear	Extension On Low Speed Gear Side	Extension Opposite Low Speed Gear	Extension On Low Speed Gear Side	Extension Opposite Low Speed Gear	Extension On Low Speed Gear Side	Extension Opposite Low Speed Gear	Extension On Low Speed Gear Side	Extension Opposite Low Speed Gear	Extension On Low Speed Gear Side
290	32.4	25.0	36.2	26.0	53.6	36.6	53.3	36.4	57.4	32.0	57.9	33.2	75.0	68.9
250	34.2	26.8	38.3	27.8	57.5	39.8	57.1	39.6	62.0	35.6	62.5	36.8	75.0	74.5
210	36.5	29.1	40.8	30.1	62.3	44.0	61.8	43.7	67.9	40.3	68.3	41.5	75.0	75.0
170	39.4	32.1	44.1	33.2	68.7	49.6	68.2	49.2	75.7	46.9	76.0	47.9	75.0	75.0
130	43.6	36.3	48.7	37.5	77.8	57.8	77.1	57.2	86.9	56.8	87.0	57.6	75.0	75.0
90	49.9	43.1	49.5	44.4	82.9	71.3	78.5	70.4	105	74.0	97.8	74.2	75.0	75.0
50	52.0	52.0	49.5	49.5	82.9	82.9	78.5	78.5	105	105	97.8	97.8	75.0	75.0
10	52.0	52.0	49.5	49.5	82.9	82.9	78.5	78.5	105	105	97.8	97.8	75.0	75.0

Output rpm	243 247		253 257		263 267		273 277	
	Extension Opposite Low Speed Gear	Extension On Low Speed Gear Side	Extension Opposite Low Speed Gear	Extension On Low Speed Gear Side	Extension Opposite Low Speed Gear	Extension On Low Speed Gear Side	Extension Opposite Low Speed Gear	Extension On Low Speed Gear Side
290	85.0	80.7	90.0	72.7	96.3	54.8	85.3	37.0
250	85.0	85.0	90.0	78.8	104	60.7	92.5	41.8
210	85.0	85.0	90.0	86.7	110	68.5	102	48.2
170	85.0	85.0	90.0	90.0	110	79.3	114	57.3
130	85.0	85.0	90.0	90.0	110	95.5	130	71.3
90	85.0	85.0	90.0	90.0	110	110	130	96.3
50	85.0	85.0	90.0	90.0	110	110	130	130
10	85.0	85.0	90.0	90.0	110	110	130	130

\* Overhung load values shown are for loads applied at the midpoint of the extension key length. Published overhung load ratings are based on a combination of the most unfavorable conditions of loading. Consult factory for application specific review if additional capacity is required. Interpolate for values at intermediate speeds. The last overhung load listed applies to all lower output speeds for that drive size and mounting surface.

Low-Speed Shaft Overhung Load and Thrust Capacity  
 Type VPC Single Reduction, VRC Double Reduction, and VRC Quad Reduction

REFER TO THE FACTORY

High-Speed Shaft Overhung Load — All Reductions

REFER TO THE FACTORY

## Tolerance Limits / All Reductions Sizes 107-277 / Dimensions — Inches

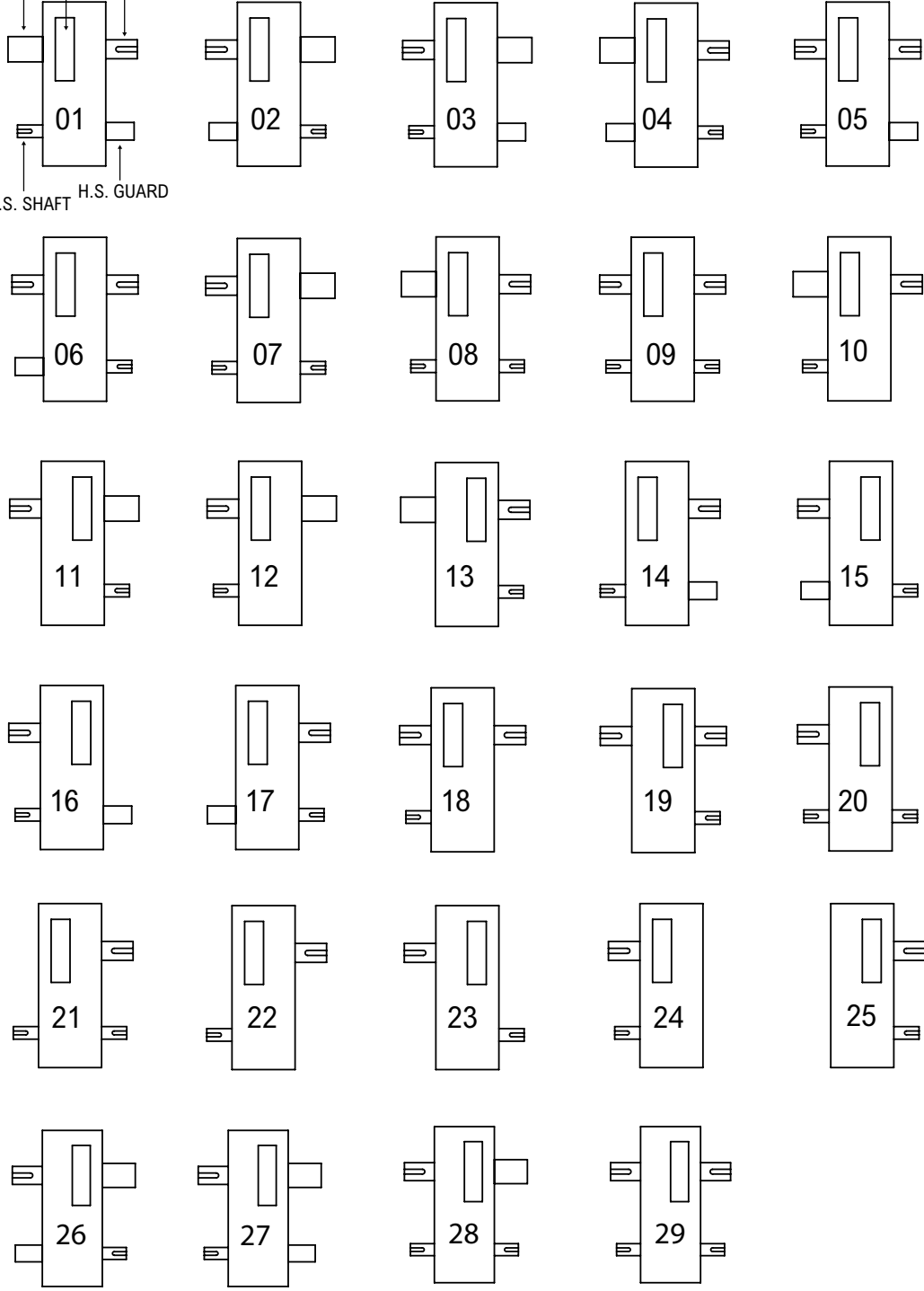
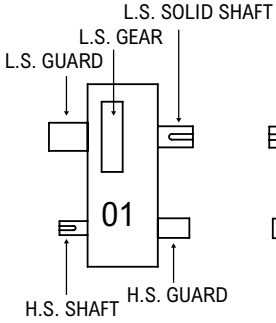
### Tolerance Limits

	Shaft Tolerance										Bore Tolerance			
	Diameter inch	c11 inch	g6 inch	h6 inch	h9 inch	h10 inch	h11 inch	j6 inch	k6 inch	m6 inch	D10 inch	H7 inch	J7 inch	N9 inch
from	0.7087	-0.0043	-0.0003	0.0000	0.0000	0.0000	0.0000	0.0003	0.0006	0.0008	0.0059	0.0008	0.0005	0.0000
to	1.1811	-0.0094	-0.0008	-0.0005	-0.0020	-0.0033	-0.0051	-0.0003	0.0001	0.0003	0.0026	0.0000	-0.0004	-0.0020
above	1.1811	-0.0047	-0.0004	0.0000	0.0000	0.0000	0.0000	0.0003	0.0007	0.0010	0.0071	0.0010	0.0006	0.0000
to	1.5748	-0.0110	-0.0010	-0.0006	-0.0024	-0.0039	-0.0063	-0.0003	0.0001	0.0004	0.0031	0.0000	-0.0004	-0.0024
above	1.5748	-0.0051	-0.0004	0.0000	0.0000	0.0000	0.0000	0.0003	0.0007	0.0010	0.0071	0.0010	0.0006	0.0000
to	1.9685	-0.0114	-0.0010	-0.0006	-0.0024	-0.0039	-0.0063	-0.0003	0.0001	0.0004	0.0031	0.0000	-0.0004	-0.0024
above	1.9685	-0.0055	-0.0004	0.0000	0.0000	0.0000	0.0000	0.0004	0.0008	0.0012	0.0087	0.0012	0.0007	0.0000
to	2.5591	-0.0130	-0.0011	-0.0007	-0.0029	-0.0047	-0.0075	-0.0004	0.0001	0.0004	0.0039	0.0000	-0.0005	-0.0029
above	2.5591	-0.0059	-0.0004	0.0000	0.0000	0.0000	0.0000	0.0004	0.0008	0.0004	0.0087	0.0012	0.0007	0.0000
to	3.1496	-0.0134	-0.0011	-0.0007	-0.0029	-0.0047	-0.0075	-0.0004	0.0001	0.0012	0.0039	0.0000	-0.0005	-0.0029
above	3.1496	-0.0067	-0.0005	0.0000	0.0000	0.0000	0.0000	0.0004	0.0010	0.0014	0.0102	0.0014	0.0009	0.0000
to	3.9370	-0.0154	-0.0013	-0.0009	-0.0034	-0.0055	-0.0087	-0.0004	0.0001	0.0005	0.0047	0.0000	-0.0005	-0.0034
above	3.9370	-0.0071	-0.0005	0.0000	0.0000	0.0000	0.0000	0.0004	0.0010	0.0014	0.0102	0.0014	0.0009	0.0000
to	4.7244	-0.0157	-0.0013	-0.0009	-0.0034	-0.0055	-0.0087	-0.0004	0.0001	0.0005	0.0047	0.0000	-0.0005	-0.0034
above	4.7244	-0.0079	-0.0006	0.0000	0.0000	0.0000	0.0000	0.0005	0.0011	0.0016	0.0120	0.0016	0.0010	0.0000
to	5.5118	-0.0177	-0.0015	-0.0010	-0.0039	-0.0063	-0.0098	-0.0005	0.0001	0.0006	0.0057	0.0000	-0.0006	-0.0039
above	5.5118	-0.0083	-0.0006	0.0000	0.0000	0.0000	0.0000	0.0005	0.0011	0.0016	0.0120	0.0016	0.0010	0.0000
to	6.2992	-0.0181	-0.0015	-0.0010	-0.0039	-0.0063	-0.0098	-0.0005	0.0001	0.0006	0.0057	0.0000	-0.0006	-0.0039
above	6.2992	-0.0091	-0.0006	0.0000	0.0000	0.0000	0.0000	0.0005	0.0011	0.0016	0.0120	0.0016	0.0010	0.0000
to	7.0866	-0.0189	-0.0015	-0.0010	-0.0039	-0.0063	-0.0098	-0.0005	0.0001	0.0006	0.0057	0.0000	-0.0006	-0.0039
above	7.0866	-0.0094	-0.0006	0.0000	0.0000	0.0000	0.0000	0.0006	0.0013	0.0018	0.0140	0.0018	0.0012	0.0000
to	7.8740	-0.0209	-0.0017	-0.0011	-0.0045	-0.0073	-0.0114	-0.0006	0.0002	0.0007	0.0067	0.0000	-0.0006	-0.0045
above	7.8740	-0.0102	-0.0006	0.0000	0.0000	0.0000	0.0000	0.0006	0.0013	0.0018	0.0140	0.0018	0.0012	0.0000
to	8.8583	-0.0220	-0.0017	-0.0011	-0.0045	-0.0073	-0.0114	-0.0006	0.0002	0.0007	0.0067	0.0000	-0.0006	-0.0045
above	8.8583	-0.0110	-0.0006	0.0000	0.0000	0.0000	0.0000	0.0006	0.0013	0.0018	0.0140	0.0018	0.0012	0.0000
to	9.8425	-0.0224	-0.0017	-0.0011	-0.0045	-0.0073	-0.0114	-0.0006	0.0002	0.0007	0.0067	0.0000	-0.0006	-0.0045
above	9.8425	-0.0118	-0.0007	0.0000	0.0000	0.0000	0.0000	0.0006	0.0014	0.0020	0.0157	0.0020	0.0014	0.0000
to	11.0236	-0.0244	-0.0027	-0.0013	-0.0051	-0.0083	-0.0126	-0.0006	0.0002	0.0008	0.0075	0.0000	-0.0006	-0.0051
above	11.0236	-0.0130	-0.0007	0.0000	0.0000	0.0000	0.0000	0.0006	0.0014	0.0020	0.0157	0.0020	0.0014	0.0000
to	12.4016	-0.0256	-0.0027	-0.0013	-0.0051	-0.0083	-0.0126	-0.0006	0.0002	0.0008	0.0075	0.0000	-0.0006	-0.0051
above	12.4016	-0.0142	-0.0007	0.0000	0.0000	0.0000	0.0000	0.0007	0.0016	0.0022	0.0173	0.0022	0.0015	0.0000
to	13.9764	-0.0283	-0.0030	-0.0014	-0.0055	-0.0091	-0.0142	-0.0007	0.0002	0.0008	0.0083	0.0000	-0.0007	-0.0055
above	13.9764	-0.0157	-0.0007	0.0000	0.0000	0.0000	0.0000	0.0007	0.0016	0.0022	0.0173	0.0022	0.0015	0.0000
to	15.7480	-0.0299	-0.0021	-0.0014	-0.0055	-0.0091	-0.0142	-0.0007	-0.0016	-0.0022	-0.0173	-0.0022	-0.0015	-0.0055

Shaft Assemblies

Please specify the desired assembly number from the views below. Contact the Factory for inclined, wall-mounted, or other non-standard orientations.

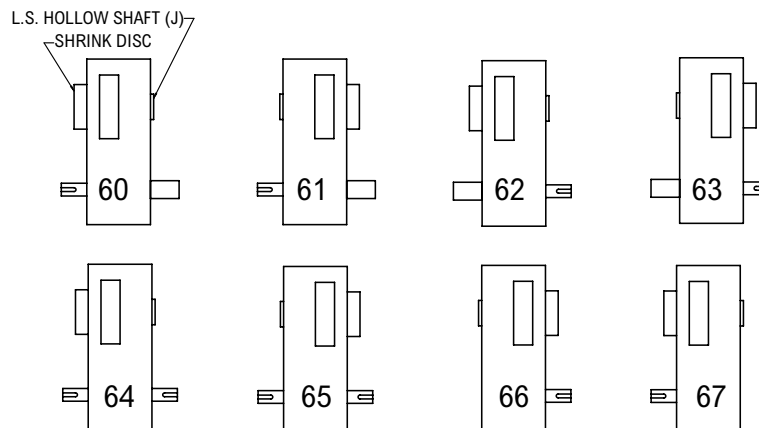
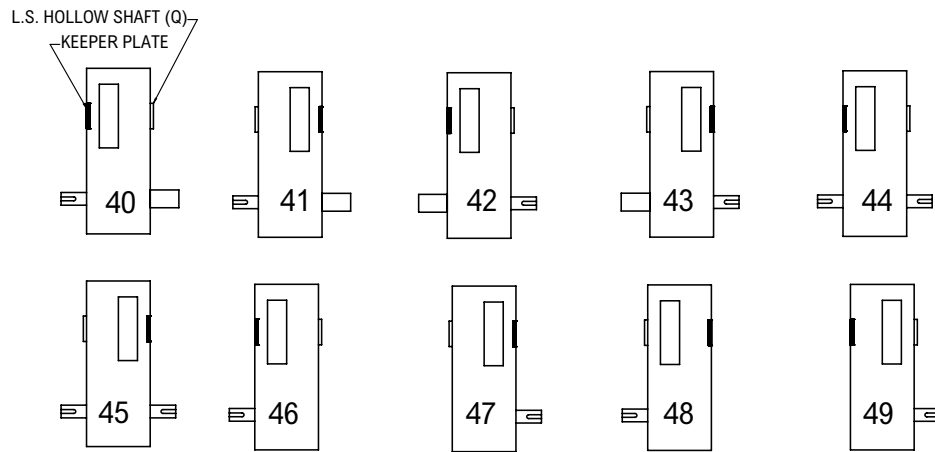
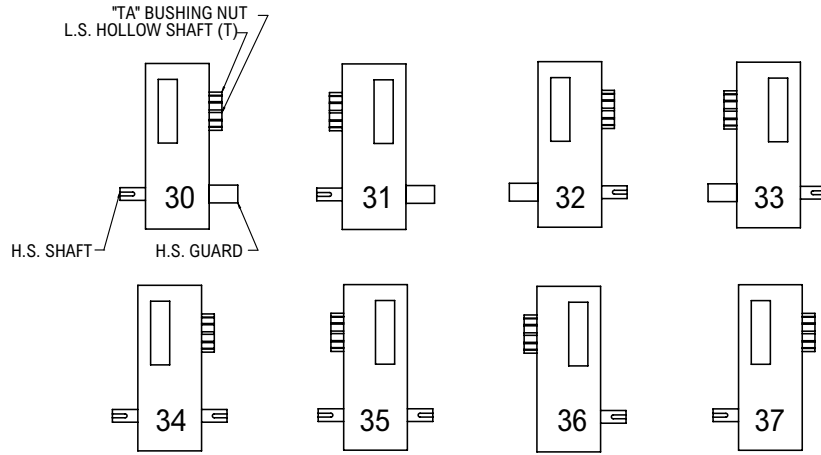
Shaft Assembly Codes



### Shaft Assemblies

Please specify the desired assembly number from the views below. Contact the Factory for inclined or other non-standard orientations.

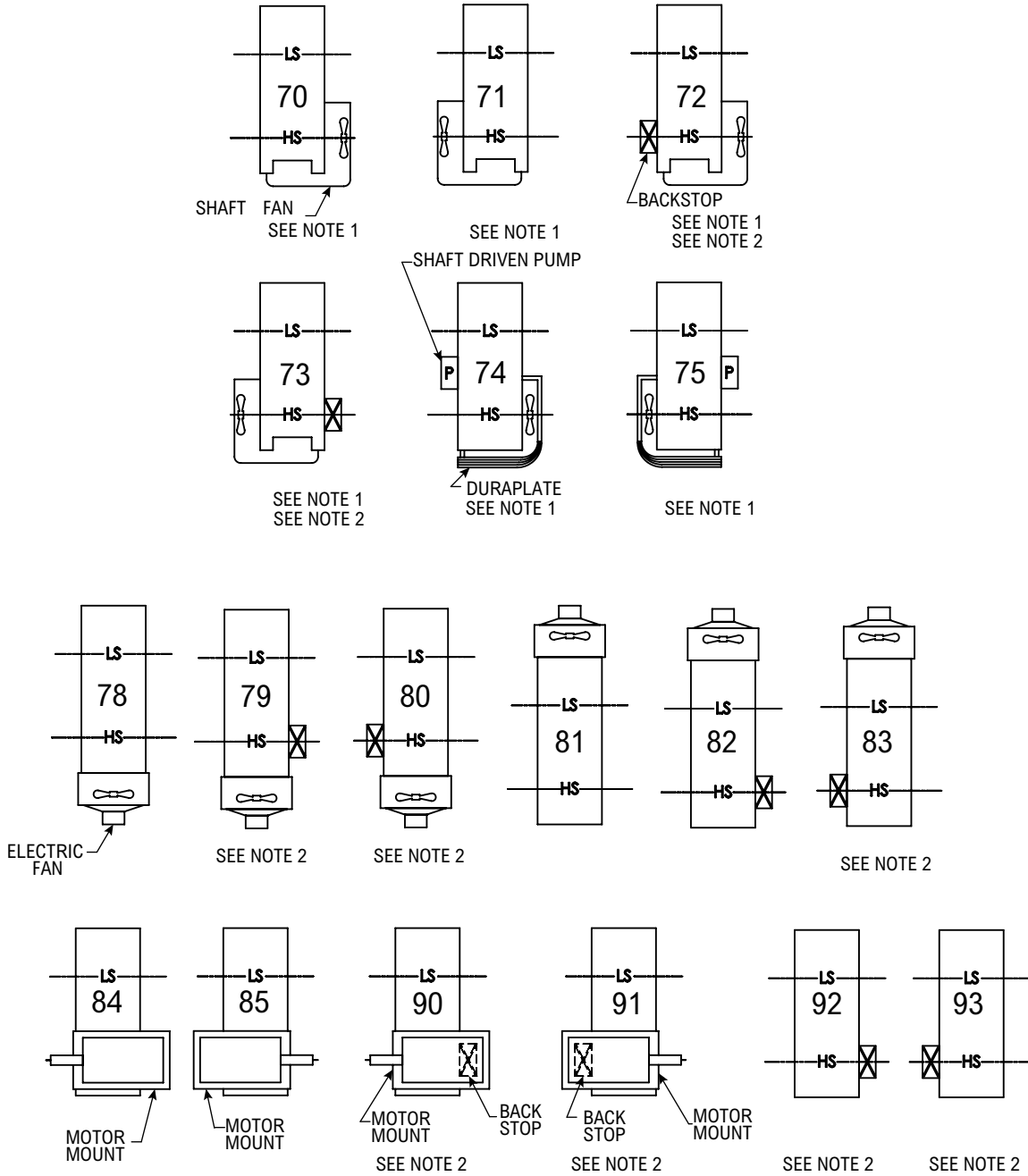
#### Shaft Assembly Codes



Accessory Locations

Please specify the desired assembly number from the views below. Contact the Factory for inclined or other non-standard orientations.

Accessory Location Codes



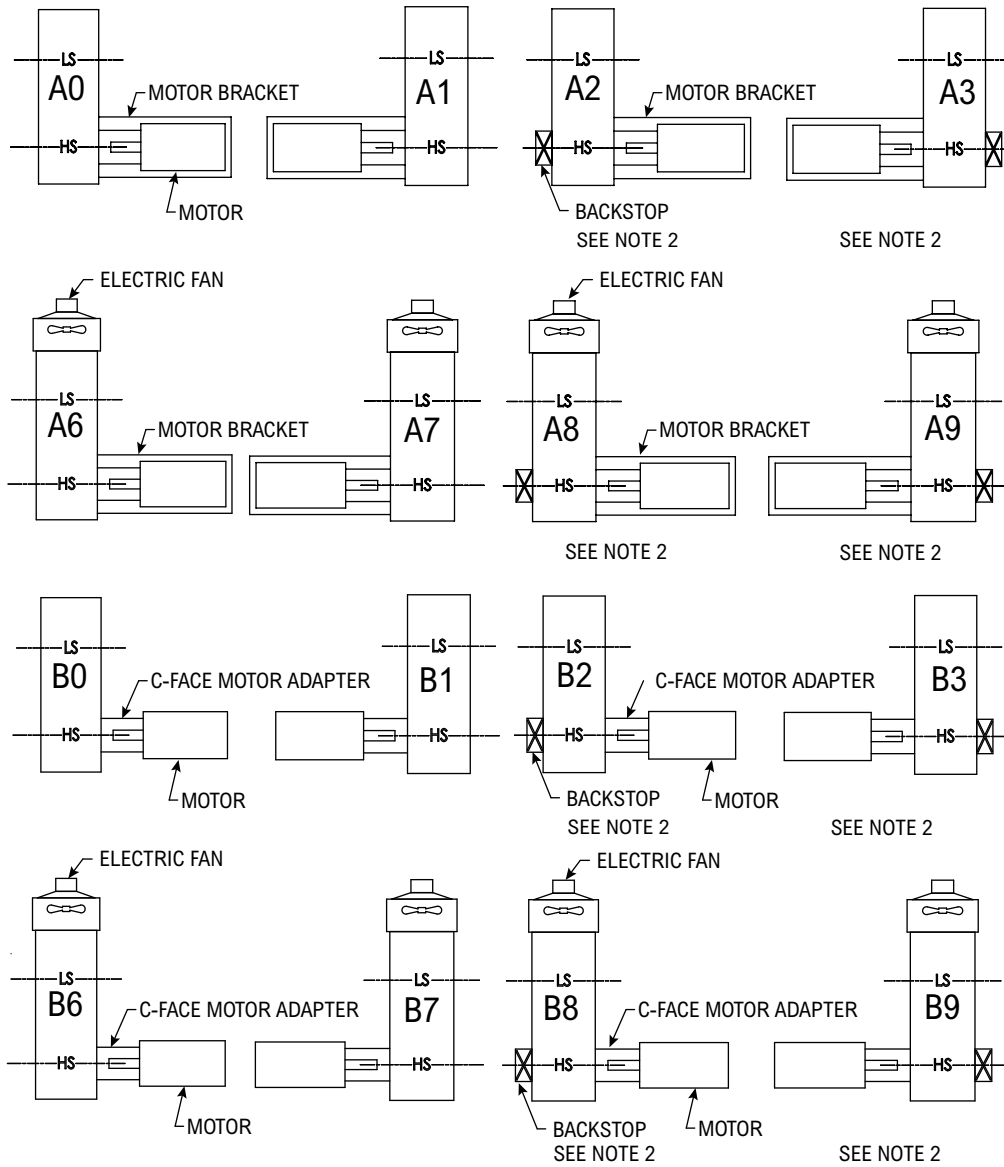
Notes:

1. Shaft fans are located on H.S. extensions (Shaft Assembly Codes 1 thru 49 and 60 thru 67).
2. Backstops are located on side opposite H.S. shaft extension (Shaft Assembly Codes 10-13, 18-19, 22-25, 36-37, 46-49, 66-67).

### Accessory Locations

Please specify the desired assembly number from the views below. Contact the Factory for inclined or other non-standard orientations.

#### Accessory Location Codes



Note:  
 2. Backstops are located on side opposite H.S. shaft extension  
 (Shaft Assembly Codes 10-13, 18-19, 22-25, 36-37, 46-49, 66-67).

**Power Ratings – Hp/Single Reduction**

High-Speed Shaft rpm	Nom Ratio	Approx LS Shaft rpm	DRIVE SIZE													
			107	117	127	133	137	143	147	153	157	163	167	173	177	187
<b>1750</b>	<b>1.25</b>	<b>1400</b>	1039	1457	2684	2660	3106	3914	4946	5322	6640	7955	10245	11652	13393	15179
	<b>1.40</b>	<b>1250</b>	999	1359	2575	2557	2986	3712	4691	5021	6265	7566	9745	10763	12371	14488
	<b>1.60</b>	<b>1094</b>	916	1260	2343	2399	2801	3407	4306	4719	5888	6978	8988	9868	11343	13370
	<b>1.80</b>	<b>972</b>	854	1161	2188	2248	2625	3203	4047	4314	5383	6596	8495	9270	10655	12662
	<b>2.00</b>	<b>875</b>	791	1095	2032	2089	2439	2928	3700	3968	4951	5989	7713	8371	9622	11534
	<b>2.24</b>	<b>781</b>	743	1028	1793	2010	2347	2708	3423	3746	4673	5589	7199	7771	8932	10783
	<b>2.50</b>	<b>700</b>	672	929	1643	1854	2164	2586	3268	3411	4256	5188	6682	7172	8243	9951
	<b>2.80</b>	<b>625</b>	623	863	1494	1677	1958	2266	2863	3188	3977	4784	6162	6299	7240	9274
	<b>3.15</b>	<b>556</b>	574	797	1345	1512	1765	2157	2725	2966	3700	4378	5639	5488	6308	8147
	<b>3.55</b>	<b>493</b>	503	719	1197	1460	1704	1932	2441	2767	3452	3776	4863	5483	6302	7251
	<b>4.00</b>	<b>438</b>	422	660	1108	1229	1435	1822	2302	2531	3158	3215	4141	4646	5340	6509
<b>4.50</b>	<b>389</b>	398	588	924	1154	1348	1515	1915	2260	2820	2772	3571	3914	4498	5136	
<b>5.00</b>	<b>350</b>	393	491	807	995	1162	1257	1589	1965	2451	2396	3087	3422	3934	4581	
<b>1430</b>	<b>1.25</b>	<b>1144</b>	855	1265	2193	2309	2696	3398	4294	4620	5765	6906	8895	9521	10944	13178
	<b>1.40</b>	<b>1021</b>	855	1180	2104	2220	2592	3223	4073	4359	5439	6568	8460	8795	10109	12562
	<b>1.60</b>	<b>894</b>	789	1094	1914	2083	2432	2958	3738	4083	5095	6058	7803	8064	9269	11608
	<b>1.80</b>	<b>794</b>	729	1008	1788	1952	2279	2780	3514	3679	4590	5717	7363	7575	8707	10721
	<b>2.00</b>	<b>715</b>	669	946	1661	1813	2117	2542	3212	3445	4298	5199	6697	6840	7862	10013
	<b>2.24</b>	<b>638</b>	607	847	1465	1745	2037	2351	2971	3252	4057	4852	6250	6350	7299	9278
	<b>2.50</b>	<b>572</b>	549	783	1343	1609	1879	2221	2807	2962	3695	4485	5776	5860	6736	8132
	<b>2.80</b>	<b>511</b>	512	717	1221	1456	1700	1967	2486	2767	3453	4058	5227	5147	5916	7741
	<b>3.15</b>	<b>454</b>	475	652	1099	1313	1533	1872	2366	2523	3148	3633	4679	4485	5155	6657
	<b>3.55</b>	<b>403</b>	419	593	978	1267	1480	1677	2119	2261	2821	3278	4222	4480	5150	5925
	<b>4.00</b>	<b>358</b>	367	570	915	1067	1245	1489	1881	2115	2638	2791	3595	3796	4363	5318
<b>4.50</b>	<b>318</b>	345	511	770	952	1111	1238	1565	1847	2304	2407	3100	3198	3676	4459	
<b>5.00</b>	<b>286</b>	326	413	673	826	964	1034	1307	1605	2003	1958	2522	2797	3214	3847	
<b>1170</b>	<b>1.25</b>	<b>936</b>	699	1066	1795	2007	2343	2953	3731	3834	4784	6001	7729	7790	8954	11353
	<b>1.40</b>	<b>836</b>	699	987	1721	1929	2252	2800	3539	3588	4477	5708	7351	7196	8271	10278
	<b>1.60</b>	<b>731</b>	646	907	1566	1810	2113	2570	3248	3341	4168	5244	6754	6598	7583	9793
	<b>1.80</b>	<b>650</b>	597	828	1463	1696	1980	2416	3053	3010	3756	4677	6025	6198	7124	8772
	<b>2.00</b>	<b>585</b>	549	774	1359	1576	1840	2209	2791	2993	3735	4370	5628	5597	6433	8221
	<b>2.24</b>	<b>522</b>	501	693	1198	1516	1770	2043	2582	2826	3526	4019	5177	5196	5972	7591
	<b>2.50</b>	<b>468</b>	457	644	1099	1398	1633	1817	2297	2541	3170	3669	4726	4795	5511	6653
	<b>2.80</b>	<b>418</b>	427	594	999	1265	1477	1709	2160	2343	2923	3320	4276	4211	4840	6333
	<b>3.15</b>	<b>371</b>	396	545	907	1141	1332	1627	2056	2065	2576	2972	3828	3669	4217	5447
	<b>3.55</b>	<b>330</b>	349	494	815	1101	1286	1448	1830	1850	2308	2699	3477	3666	4213	4848
	<b>4.00</b>	<b>293</b>	318	474	751	927	1082	1226	1549	1730	2159	2333	3005	3106	3570	4351
<b>4.50</b>	<b>260</b>	300	427	640	793	926	1029	1300	1516	1892	2068	2664	2616	3007	3852	
<b>5.00</b>	<b>234</b>	267	342	559	687	802	862	1089	1327	1656	1602	2064	2288	2630	3147	

Forced lubrication may be required. Consult factory

## Torque Ratings – lb-in/Single Reduction

(MULTIPLY VALUES LISTED BY 1000)

High-Speed Shaft rpm	Nom Ratio	Approx LS Shaft rpm	DRIVE SIZE													
			107	117	127	133	137	143	147	153	157	163	167	173	177	187
1750	1.25	1400	47	66	121	122	142	179	226	244	305	360	463	527	606	697
	1.40	1250	50	69	130	131	153	187	237	256	320	375	484	552	635	741
	1.60	1094	53	73	137	137	160	199	252	268	335	399	514	576	663	770
	1.80	972	55	76	140	144	168	208	262	284	355	423	545	591	680	815
	2.00	875	58	79	144	153	179	207	261	290	362	439	565	612	704	844
	2.24	781	59	82	143	162	189	215	272	298	372	455	586	625	718	874
	2.50	700	61	85	146	168	197	237	299	311	388	471	606	636	731	910
	2.80	625	64	87	148	166	194	233	294	320	399	487	627	628	722	933
	3.15	556	64	90	150	172	201	241	305	333	415	503	648	618	710	934
	3.55	493	65	91	151	184	215	245	310	360	449	487	627	735	845	940
	4.00	438	62	94	162	180	210	259	327	359	448	470	605	689	792	951
4.50	389	64	95	152	190	222	241	304	371	463	446	575	663	762	816	
5.00	350	70	90	143	177	206	229	290	349	435	427	550	624	717	835	
1430	1.25	1144	47	70	121	130	151	190	240	260	324	382	492	527	606	741
	1.40	1021	53	74	130	139	162	199	251	272	340	399	514	552	635	787
	1.60	894	56	77	137	146	170	212	268	284	354	424	546	576	663	819
	1.80	794	58	81	140	153	179	221	279	297	370	449	578	591	680	845
	2.00	715	60	83	144	163	190	220	278	308	384	466	600	612	704	897
	2.24	638	59	83	143	172	201	229	289	317	396	483	622	625	718	920
	2.50	572	61	87	146	179	209	249	314	331	413	498	642	636	731	910
	2.80	511	64	89	148	176	206	247	312	340	424	505	651	628	722	953
	3.15	454	65	90	150	183	214	256	324	346	432	511	658	618	710	934
	3.55	403	67	91	151	195	228	261	330	360	449	517	666	735	845	940
	4.00	358	66	99	164	191	223	259	327	367	458	499	643	689	792	951
4.50	318	68	101	155	191	224	241	304	371	463	474	611	663	762	867	
5.00	286	71	92	146	180	210	231	292	349	435	427	550	624	717	858	
1170	1.25	936	47	72	121	138	161	202	255	263	329	406	523	527	606	780
	1.40	836	53	75	130	147	172	211	267	274	342	424	546	552	635	787
	1.60	731	56	78	137	155	181	225	284	284	354	449	578	576	663	844
	1.80	650	58	82	140	162	190	234	296	297	370	449	578	591	680	845
	2.00	585	60	83	144	173	202	233	295	327	408	479	617	612	704	900
	2.24	522	60	83	143	183	214	243	307	337	420	489	630	625	718	920
	2.50	468	62	88	146	190	222	249	314	347	433	498	642	636	731	910
	2.80	418	65	90	148	187	219	262	332	352	439	505	651	628	722	953
	3.15	371	66	92	151	195	227	272	344	346	432	511	658	618	710	934
	3.55	330	68	93	154	208	242	275	348	360	449	520	670	735	845	940
	4.00	293	70	101	164	203	237	260	329	367	458	510	657	689	792	951
4.50	260	72	103	157	195	228	244	309	373	465	498	642	663	762	916	
5.00	234	71	93	148	183	213	235	297	353	440	427	550	624	717	858	

Forced lubrication may be required. Consult factory

## Power Ratings – Hp/Single Reduction

High-Speed Shaft rpm	Nom Ratio	Approx LS Shaft rpm	DRIVE SIZE								
			193	197	203	207	213	217	223	227	
1750	1.25	1400									
	1.40	1250	16763	19815							
	1.60	1094	15254	18031	19941	22738					
	1.80	972	13617	16096	18772	21404	21303	23358			
	2.00	875	12726	15042	17435	19880	21076	23110			
	2.24	781	11712	13844	16439	18745	18625	20422	21168	23137	
	2.50	700	10700	12647	15251	17390	17278	18945	19742	21579	
	2.80	625	9689	11453	14058	16030	15926	17463	18312	20015	
	3.15	556	8682	10262	12607	14375	14568	15974	16876	18445	
	3.55	493	8323	9838	11150	12714	13158	14427	15208	16622	
	4.00	438	6804	8042	8971	10230	11482	12590	13200	14428	
	4.50	389	6070	7175	7920	9031	11108	12179	11519	12590	
5.00	350	5033	5949	7698	8777	9977	10940	11143	12179		
1430	1.25	1144	14515	17157	18705	21328	20945	22966	24582	26868	
	1.40	1021	13698	16191	18335	20907	20130	22072	23980	26210	
	1.60	894	12465	14734	17312	19740	19108	20952	23157	25311	
	1.80	794	11127	13153	16297	18583	18495	20279	21451	23447	
	2.00	715	10399	12292	15105	17224	18298	20064	20225	22106	
	2.24	638	9571	11313	14272	16274	16170	17730	18377	20087	
	2.50	572	8743	10335	13241	15098	15001	16448	17140	18734	
	2.80	511	7917	9358	12205	13917	13827	15161	15898	17376	
	3.15	454	7094	8386	10302	11746	12648	13868	14651	16014	
	3.55	403	6801	8039	9111	10389	11423	12525	13203	14431	
	4.00	358	5560	6572	7667	8742	9968	10930	11460	12526	
	4.50	318	4960	5863	6472	7379	9316	10215	10000	10930	
5.00	286	4112	4861	6290	7172	8153	8939	9674	10574		
1170	1.25	936	11876	14038	16254	18533	18200	19957	21360	23347	
	1.40	836	11207	13247	15791	18006	17492	19180	20837	22776	
	1.60	731	10199	12055	14325	16334	16604	18206	20122	21994	
	1.80	650	9104	10761	13343	15214	16071	17621	18640	20374	
	2.00	585	8508	10057	12359	14092	15900	17434	17575	19209	
	2.24	522	7831	9256	12402	14141	14051	15407	15969	17454	
	2.50	468	7153	8456	11505	13119	13035	14293	14894	16279	
	2.80	418	6478	7657	10606	12093	12015	13174	13814	15099	
	3.15	371	5805	6861	8429	9611	10769	11808	12731	13915	
	3.55	330	5564	6577	7455	8500	9926	10884	11473	12540	
	4.00	293	4549	5377	6273	7153	8584	9412	9958	10884	
	4.50	260	4058	4797	5295	6038	7622	8358	8690	9498	
5.00	234	3365	3977	5146	5868	6670	7314	8352	9129		

Forced lubrication may be required. Consult factory.

## Torque Ratings – lb-in/Single Reduction

(MULTIPLY VALUES LISTED BY 1000)

High-Speed Shaft rpm	Nom Ratio	Approx LS Shaft rpm	DRIVE SIZE								
			193	197	203	207	213	217	223	227	
1750	1.25	1400									
	1.40	1250	832	983							
	1.60	1094	872	1031	1153	1315					
	1.80	972	873	1032	1199	1368	1386	1519			
	2.00	875	932	1102	1234	1408	1492	1636			
	2.24	781	953	1126	1316	1500	1490	1634	1735	1896	
	2.50	700	971	1148	1362	1553	1543	1692	1791	1958	
	2.80	625	986	1166	1409	1607	1596	1750	1847	2018	
	3.15	556	997	1179	1405	1602	1649	1808	1902	2079	
	3.55	493	1093	1292	1416	1615	1671	1832	1930	2110	
	4.00	438	1009	1193	1311	1495	1678	1840	1876	2051	
	4.50	389	984	1163	1292	1473	1775	1947	1879	2054	
5.00	350	918	1085	1369	1561	1818	1993	1982	2166		
1430	1.25	1144	804	950	1020	1163	1136	1246	1367	1494	
	1.40	1021	832	983	1122	1280	1257	1378	1453	1588	
	1.60	894	872	1031	1225	1397	1353	1483	1628	1779	
	1.80	794	873	1032	1274	1453	1472	1614	1696	1854	
	2.00	715	932	1102	1309	1492	1585	1738	1755	1918	
	2.24	638	953	1126	1398	1594	1584	1736	1843	2015	
	2.50	572	971	1148	1447	1650	1640	1798	1903	2080	
	2.80	511	986	1166	1497	1707	1696	1860	1962	2144	
	3.15	454	997	1179	1405	1602	1752	1921	2021	2209	
	3.55	403	1093	1292	1416	1615	1775	1946	2051	2241	
	4.00	358	1009	1193	1372	1564	1783	1955	1994	2179	
	4.50	318	984	1163	1292	1473	1822	1998	1996	2182	
5.00	286	918	1085	1369	1561	1818	1993	2105	2301		
1170	1.25	936	804	950	1083	1235	1207	1323	1452	1587	
	1.40	836	832	983	1182	1347	1335	1464	1543	1687	
	1.60	731	872	1031	1239	1413	1436	1575	1729	1890	
	1.80	650	873	1032	1275	1454	1563	1714	1801	1969	
	2.00	585	932	1102	1309	1492	1684	1846	1864	2037	
	2.24	522	953	1126	1484	1693	1682	1844	1958	2140	
	2.50	468	971	1148	1537	1753	1741	1909	2021	2209	
	2.80	418	986	1166	1590	1813	1801	1975	2084	2277	
	3.15	371	997	1179	1405	1602	1823	1999	2147	2346	
	3.55	330	1093	1292	1416	1615	1885	2067	2178	2380	
	4.00	293	1009	1193	1372	1564	1877	2058	2117	2314	
	4.50	260	984	1163	1292	1473	1822	1998	2120	2317	
5.00	234	918	1085	1369	1561	1818	1993	2222	2428		

Forced lubrication may be required. Consult factory.

Power Ratings – Hp/Single Reduction

High-Speed Shaft rpm	Nom Ratio	Approx LS Shaft rpm	DRIVE SIZE													
			107	117	127	133	137	143	147	153	157	163	167	173	177	187
<b>970</b>	<b>1.25</b>	<b>776</b>	580	884	1488	1760	2055	2550	3222	3179	3966	5067	6526	6459	7424	9413
	<b>1.40</b>	<b>693</b>	580	818	1427	1692	1975	2446	3091	2975	3711	4780	6157	5966	6857	8521
	<b>1.60</b>	<b>606</b>	539	752	1299	1588	1853	2212	2795	2770	3456	4348	5600	5470	6287	8119
	<b>1.80</b>	<b>539</b>	501	687	1213	1488	1737	2055	2597	2496	3114	3878	4995	5138	5906	7272
	<b>2.00</b>	<b>485</b>	463	647	1127	1382	1614	1937	2448	2518	3142	3623	4666	4640	5333	6816
	<b>2.24</b>	<b>433</b>	423	583	996	1330	1553	1792	2264	2354	2936	3332	4292	4307	4951	6294
	<b>2.50</b>	<b>388</b>	385	543	920	1227	1432	1507	1904	2107	2628	3042	3918	3975	4569	5516
	<b>2.80</b>	<b>346</b>	359	501	843	1110	1295	1499	1895	1942	2423	2753	3545	3491	4013	5251
	<b>3.15</b>	<b>308</b>	333	458	765	1000	1168	1358	1716	1712	2136	2464	3174	3042	3496	4516
	<b>3.55</b>	<b>273</b>	292	415	686	966	1128	1220	1542	1539	1920	2238	2882	3039	3493	4019
	<b>4.00</b>	<b>243</b>	279	398	622	788	920	1034	1307	1450	1809	1940	2498	2575	2960	3608
<b>4.50</b>	<b>216</b>	255	358	537	667	778	867	1095	1280	1597	1733	2232	2179	2505	3194	
<b>5.00</b>	<b>194</b>	221	286	469	577	674	725	916	1119	1396	1353	1743	1918	2204	2622	
<b>870</b>	<b>1.25</b>	<b>696</b>	520	793	1334	1631	1904	2287	2890	2851	3557	4545	5854	5793	6658	8442
	<b>1.40</b>	<b>621</b>	520	734	1280	1568	1831	2194	2772	2668	3329	4287	5522	5351	6150	7643
	<b>1.60</b>	<b>544</b>	488	678	1165	1471	1718	1984	2507	2484	3099	3899	5022	4906	5639	7282
	<b>1.80</b>	<b>483</b>	454	623	1088	1379	1610	1843	2329	2238	2793	3478	4480	4608	5297	6523
	<b>2.00</b>	<b>435</b>	419	586	1016	1281	1495	1795	2269	2259	2818	3249	4185	4162	4783	6113
	<b>2.24</b>	<b>388</b>	382	528	904	1232	1439	1660	2098	2111	2634	2989	3849	3863	4441	5645
	<b>2.50</b>	<b>348</b>	348	492	834	1137	1327	1355	1712	1889	2357	2728	3514	3565	4098	4947
	<b>2.80</b>	<b>311</b>	324	453	763	1028	1200	1378	1741	1742	2173	2469	3180	3131	3599	4709
	<b>3.15</b>	<b>276</b>	300	414	692	927	1082	1231	1555	1540	1921	2210	2847	2728	3136	4050
	<b>3.55</b>	<b>245</b>	264	375	620	887	1035	1105	1397	1395	1741	2015	2595	2726	3133	3605
	<b>4.00</b>	<b>218</b>	259	359	558	712	831	936	1183	1314	1639	1759	2266	2320	2667	3236
<b>4.50</b>	<b>193</b>	230	322	485	602	703	783	990	1159	1446	1570	2023	1976	2271	2877	
<b>5.00</b>	<b>174</b>	199	258	423	521	608	655	827	1012	1263	1225	1578	1737	1997	2377	

## Torque Ratings – lb-in/Single Reduction

(MULTIPLY VALUES LISTED BY 1000)

High-Speed Shaft rpm	Nom Ratio	Approx LS Shaft rpm	DRIVE SIZE													
			107	117	127	133	137	143	147	153	157	163	167	173	177	187
970	1.25	776	47	72	121	146	170	210	266	263	329	414	533	527	606	780
	1.40	693	53	75	130	156	182	222	281	274	342	428	551	552	635	787
	1.60	606	57	78	137	164	191	234	295	284	354	449	578	576	663	844
	1.80	539	59	82	140	172	201	240	304	297	370	449	578	591	680	845
	2.00	485	61	84	144	183	214	247	312	332	414	479	617	612	704	900
	2.24	433	61	84	143	194	226	257	325	338	422	489	630	625	718	920
	2.50	388	63	90	147	201	235	249	314	347	433	498	642	636	731	910
	2.80	346	66	91	151	198	231	278	351	352	439	505	651	628	722	953
	3.15	308	67	93	154	206	240	274	346	346	432	511	658	618	710	934
	3.55	273	68	94	156	220	256	280	354	361	450	520	670	735	845	940
	4.00	243	74	102	164	208	243	265	335	371	463	512	659	689	792	951
	4.50	216	74	105	159	198	231	248	314	380	474	504	649	666	766	916
	5.00	194	71	94	150	185	216	239	302	359	447	435	560	630	724	862
870	1.25	696	47	72	121	150	176	210	266	263	329	414	533	527	606	780
	1.40	621	53	75	130	161	188	222	281	274	342	428	551	552	635	787
	1.60	544	57	79	137	169	197	234	295	284	354	449	578	576	663	844
	1.80	483	59	83	140	178	207	240	304	297	370	449	578	591	680	845
	2.00	435	62	85	145	189	221	255	322	332	414	479	617	612	704	900
	2.24	388	62	85	145	200	233	266	336	338	422	489	630	625	718	920
	2.50	348	63	90	149	208	242	249	315	347	433	498	642	636	731	910
	2.80	311	67	92	152	205	239	284	359	352	439	505	651	628	722	953
	3.15	276	68	94	155	213	248	277	350	347	434	511	658	618	710	934
	3.55	245	69	95	157	225	263	283	357	365	455	522	673	735	845	940
	4.00	218	76	103	164	210	245	267	338	375	468	517	666	692	796	951
	4.50	193	74	105	160	199	232	250	316	383	478	509	655	674	774	920
	5.00	174	71	95	151	186	217	240	304	362	451	439	565	637	732	871

**Power Ratings – Hp/Single Reduction**

High-Speed Shaft rpm	Nom Ratio	Approx LS Shaft rpm	DRIVE SIZE							
			193	197	203	207	213	217	223	227
<b>970</b>	<b>1.25</b>	<b>776</b>	9846	11638	13858	15802	15962	17502	18733	20476
	<b>1.40</b>	<b>693</b>	9292	10983	13092	14928	15341	16821	18275	19975
	<b>1.60</b>	<b>606</b>	8455	9994	11876	13541	14562	15967	17648	19289
	<b>1.80</b>	<b>539</b>	7548	8922	11062	12613	14094	15454	16348	17868
	<b>2.00</b>	<b>485</b>	7054	8338	10246	11683	13753	15080	15413	16847
	<b>2.24</b>	<b>433</b>	6492	7674	10795	12309	12060	13224	14005	15308
	<b>2.50</b>	<b>388</b>	5931	7010	9855	11237	11014	12076	13062	14277
	<b>2.80</b>	<b>346</b>	5370	6348	8916	10167	9969	10931	12115	13242
	<b>3.15</b>	<b>308</b>	4812	5688	6988	7968	8928	9790	11165	12204
	<b>3.55</b>	<b>273</b>	4613	5453	6180	7047	8289	9089	10062	10998
	<b>4.00</b>	<b>243</b>	3771	4458	5201	5930	7117	7803	8733	9546
	<b>4.50</b>	<b>216</b>	3365	3977	4390	5006	6319	6929	7621	8330
	<b>5.00</b>	<b>194</b>	2790	3297	4267	4865	5530	6064	6924	7568
<b>870</b>	<b>1.25</b>	<b>696</b>	8831	10438	12429	14173	14792	16219	17360	18974
	<b>1.40</b>	<b>621</b>	8334	9851	11742	13389	14216	15587	16935	18510
	<b>1.60</b>	<b>544</b>	7584	8964	10652	12145	13494	14796	16353	17875
	<b>1.80</b>	<b>483</b>	6770	8002	9921	11313	12695	13920	15149	16558
	<b>2.00</b>	<b>435</b>	6326	7478	9190	10479	12335	13525	14283	15611
	<b>2.24</b>	<b>388</b>	5823	6883	9682	11040	10817	11861	12978	14185
	<b>2.50</b>	<b>348</b>	5319	6288	8839	10078	9878	10831	12104	13230
	<b>2.80</b>	<b>311</b>	4817	5694	7997	9119	8941	9804	11197	12239
	<b>3.15</b>	<b>276</b>	4316	5102	6267	7146	8008	8780	10123	11065
	<b>3.55</b>	<b>245</b>	4138	4891	5543	6321	7435	8152	9054	9896
	<b>4.00</b>	<b>218</b>	3382	3998	4664	5319	6383	6999	8093	8846
	<b>4.50</b>	<b>193</b>	3018	3567	3937	4490	5668	6215	6987	7637
	<b>5.00</b>	<b>174</b>	2528	2988	3827	4364	4960	5439	6210	6788

**Torque Ratings – lb-in/Single Reduction**

(MULTIPLY VALUES LISTED BY 1000)

High-Speed Shaft rpm	Nom Ratio	Approx LS Shaft rpm	DRIVE SIZE							
			193	197	203	207	213	217	223	227
970	1.25	776	804	950	1114	1270	1277	1400	1536	1679
	1.40	693	832	983	1182	1347	1412	1549	1633	1785
	1.60	606	872	1031	1239	1413	1520	1666	1829	1999
	1.80	539	873	1032	1275	1454	1654	1813	1906	2083
	2.00	485	932	1102	1309	1492	1757	1926	1972	2155
	2.24	433	953	1126	1558	1777	1741	1909	2071	2264
	2.50	388	971	1148	1588	1811	1775	1946	2138	2337
	2.80	346	986	1166	1612	1838	1803	1977	2204	2409
	3.15	308	997	1179	1405	1602	1823	1999	2271	2482
	3.55	273	1093	1292	1416	1615	1899	2082	2304	2518
	4.00	243	1009	1193	1372	1564	1877	2058	2240	2448
	4.50	216	984	1163	1292	1473	1822	1998	2243	2451
5.00	194	918	1085	1369	1561	1818	1993	2222	2428	
870	1.25	696	804	950	1114	1270	1319	1446	1587	1735
	1.40	621	832	983	1182	1347	1459	1600	1687	1844
	1.60	544	872	1031	1239	1413	1570	1721	1890	2065
	1.80	483	873	1032	1275	1454	1661	1821	1969	2152
	2.00	435	932	1102	1309	1492	1757	1926	2037	2227
	2.24	388	953	1126	1558	1777	1741	1909	2140	2339
	2.50	348	971	1148	1588	1811	1775	1946	2209	2414
	2.80	311	986	1166	1612	1838	1803	1977	2271	2483
	3.15	276	997	1179	1405	1602	1823	1999	2295	2509
	3.55	245	1093	1292	1416	1615	1899	2082	2311	2526
	4.00	218	1009	1193	1372	1564	1877	2058	2314	2529
	4.50	193	984	1163	1292	1473	1822	1998	2292	2506
5.00	174	927	1096	1369	1561	1818	1993	2222	2428	

**Power Ratings – Hp/Double Reduction**

High-Speed Shaft rpm	Nom Ratio	Approx LS Shaft rpm	DRIVE SIZE													
			107	117	127	133	137	143	147	153	157	163	167	173	177	187
1750	5.00	350												3336	4095	
	5.60	313	253	374	644	716	858	1024	1252	1558	1876	1976	2594	3231	3966	4095
	6.30	278	239	374	606	716	858	1024	1252	1553	1871	1981	2600	3094	3797	3970
	7.10	246	236	338	541	716	858	957	1170	1378	1660	1866	2449	2547	3125	3796
	8.00	219	193	335	494	620	744	855	1045	1225	1475	1544	2026	2308	2833	3125
	9.00	194	182	303	463	620	744	863	1055	1211	1458	1605	2107	2206	2708	3075
	10.0	175	181	261	413	567	680	764	933	1073	1292	1457	1912	2027	2488	2886
	11.2	156	156	268	406	493	591	653	797	990	1192	1212	1591	1735	2130	2529
	12.5	140	148	242	377	466	558	634	775	942	1134	1216	1596	1654	2029	2312
	14.0	125	148	208	337	439	526	577	705	824	992	1105	1451	1469	1803	2163
	16.0	109	125	195	314	377	452	523	639	755	910	928	1218	1255	1540	1875
	18.0	97	118	175	274	334	401	464	567	666	802	864	1133	1193	1464	1672
	20.0	88	114	153	260	314	377	422	515	582	701	784	1029	1064	1306	1560
22.4	78	73	138	196	227	272	346	422	485	584	699	917	908	1114	1325	
25.0	70	73	125	196	227	272	328	401	485	584	626	822	862	1057	1210	
28.0	63	73	113	187	224	269	298	364	429	516	568	746			1127	
1430	5.00	286												2881	3535	
	5.60	255	220	305	559	604	724	889	1087	1352	1628	1716	2252	2719	3337	3535
	6.30	227	208	305	526	604	724	889	1087	1349	1624	1720	2258	2572	3156	3446
	7.10	201	205	294	470	604	724	831	1015	1197	1441	1620	2126	2211	2713	3295
	8.00	179	168	285	429	539	646	742	907	1064	1281	1340	1759	1922	2359	2713
	9.00	159	158	263	402	528	633	745	910	1051	1266	1394	1829	1833	2250	2561
	10.0	143	158	226	359	492	590	663	810	926	1115	1265	1660	1681	2063	2398
	11.2	128	136	221	353	428	513	567	692	860	1035	1053	1381	1437	1764	2146
	12.5	114	128	205	310	383	460	523	638	777	936	1004	1318	1368	1678	1915
	14.0	102	129	179	293	361	433	475	581	680	819	912	1197	1212	1488	1789
	16.0	89	109	160	260	320	383	439	537	622	749	797	1046	1035	1270	1548
	18.0	79	103	144	225	274	329	382	466	548	660	711	933	983	1206	1379
	20.0	72	93	125	214	258	310	347	423	479	576	645	847	875	1074	1286
22.4	64	64	116	162	188	225	286	350	396	477	577	758	746	916	1098	
25.0	57	64	103	161	188	225	269	329	396	477	515	675	708	869	995	
28.0	51	64	93	153	184	221	244	298	352	424	466	612			926	
1170	5.00	234												2357	2892	
	5.60	209	191	250	474	494	592	747	912	1164	1401	1491	1957	2245	2756	2892
	6.30	186	181	250	457	494	592	747	912	1164	1401	1495	1962	2146	2634	2892
	7.10	165	178	250	408	494	592	722	882	1040	1252	1407	1847	1866	2290	2807
	8.00	146	146	233	373	463	555	645	788	924	1113	1165	1528	1596	1959	2358
	9.00	130	138	229	349	436	522	616	752	875	1054	1177	1545	1520	1866	2127
	10.0	117	137	197	312	410	492	560	684	766	922	1070	1405	1392	1708	1989
	11.2	104	118	181	291	356	427	485	593	727	876	915	1200	1189	1459	1777
	12.5	94	111	168	255	316	379	431	526	641	772	829	1088	1130	1387	1584
	14.0	84	108	147	242	297	356	391	478	560	675	753	988	1000	1228	1478
	16.0	73	95	132	215	265	318	359	439	512	617	656	861	853	1047	1277
	18.0	65	87	118	185	225	270	314	383	451	543	585	768	810	994	1137
	20.0	59	77	103	175	212	254	285	348	394	474	531	697	720	884	1059
22.4	52	55	95	134	155	186	235	287	324	390	474	623	614	754	914	
25.0	47	55	85	132	155	186	221	270	324	390	423	555	582	714	818	
28.0	42	54	76	125	151	181	200	245	289	348	383	503			761	

## Torque Ratings – lb-in/Double Reduction

(MULTIPLY VALUES LISTED BY 1000)

High-Speed Shaft rpm	Nom Ratio	Approx LS Shaft rpm	DRIVE SIZE													
			107	117	127	133	137	143	147	153	157	163	167	173	177	187
1750	5.00	350												629	772	
	5.60	313	52	73	130	149	179	203	247	311	375	398	523	674	827	841
	6.30	278	54	84	137	167	201	227	277	359	433	440	577	737	905	887
	7.10	246	59	85	133	181	217	243	297	345	415	458	601	696	855	973
	8.00	219	58	97	147	182	218	238	291	355	427	442	580	698	857	931
	9.00	194	59	100	155	204	244	269	328	406	489	507	665	763	936	997
	10.0	175	66	97	150	201	242	273	334	389	468	509	667	758	930	1073
	11.2	156	64	108	168	201	241	263	322	397	478	502	659	718	881	1030
	12.5	140	66	111	176	213	256	286	350	437	526	555	728	782	959	1025
	14.0	125	74	107	170	217	261	299	366	413	498	558	732	776	952	1099
	16.0	109	72	113	181	217	261	292	357	435	524	551	723	733	900	1079
	18.0	97	74	116	177	216	259	290	354	444	535	565	741	797	978	1047
	20.0	88	80	113	182	220	264	303	370	420	506	567	744	788	968	1120
	22.4	78	60	113	159	184	221	276	337	383	461	579	760	744	913	1070
25.0	70	65	112	178	207	248	293	358	443	534	571	750	807	991	1063	
28.0	63	73	114	183	222	266	306	373	424	510	573	752			1135	
1430	5.00	286												664	816	
	5.60	255	56	73	138	154	184	215	263	331	398	423	556	694	852	889
	6.30	227	57	84	146	173	207	241	294	382	460	467	613	750	921	942
	7.10	201	63	90	141	187	224	259	316	366	441	487	639	740	908	1033
	8.00	179	61	101	157	193	231	253	309	377	454	470	617	712	873	989
	9.00	159	63	106	165	212	254	284	347	431	519	538	706	776	952	1016
	10.0	143	70	103	159	214	257	290	355	411	495	540	709	769	944	1091
	11.2	128	68	109	179	214	256	280	342	422	508	533	700	728	893	1070
	12.5	114	70	115	177	215	258	289	353	441	531	561	736	791	971	1039
	14.0	102	78	113	180	219	263	302	368	417	502	563	739	784	962	1112
	16.0	89	77	113	183	225	270	300	367	439	528	579	760	740	908	1090
	18.0	79	79	116	178	217	261	292	357	447	539	569	747	804	986	1057
	20.0	72	80	114	183	221	265	304	372	422	509	571	749	794	975	1130
	22.4	64	63	116	160	187	224	280	342	383	461	585	768	749	919	1086
25.0	57	69	113	179	210	251	294	360	443	534	575	754	812	997	1070	
28.0	51	77	114	184	223	267	307	375	426	513	576	756			1142	
1170	5.00	234												664	816	
	5.60	209	59	73	143	154	184	221	270	348	419	450	590	700	860	889
	6.30	186	61	84	155	173	207	247	302	402	485	496	652	765	939	967
	7.10	165	67	94	150	187	224	275	335	389	468	517	679	763	937	1076
	8.00	146	65	101	166	203	243	268	328	400	482	499	655	722	887	1051
	9.00	130	67	113	175	214	257	287	350	439	528	556	729	786	965	1031
	10.0	117	74	109	169	218	262	300	366	415	500	559	733	778	955	1105
	11.2	104	72	109	180	217	261	293	358	436	525	567	744	735	903	1083
	12.5	94	74	116	178	216	260	291	355	445	536	566	743	799	980	1050
	14.0	84	80	113	182	220	264	303	371	420	506	568	745	790	970	1123
	16.0	73	81	114	185	228	274	300	367	441	531	583	765	746	915	1099
	18.0	65	81	116	179	218	262	293	358	450	541	573	752	809	993	1065
	20.0	59	80	114	183	222	266	306	374	425	511	574	754	799	980	1137
	22.4	52	67	117	162	189	226	280	342	383	461	588	772	753	924	1104
25.0	47	74	114	180	212	254	295	361	443	534	577	757	816	1001	1075	
28.0	42	81	115	184	223	268	308	376	427	515	578	759			1147	

Power Ratings – Hp/Double Reduction

High-Speed Shaft rpm	Nom Ratio	Approx LS Shaft rpm	DRIVE SIZE																
			193	197	203	207	213	217	223	227	237	243	247	253	257	263	267	273	277
1750	5.00	350	5592	6809			9160	11544											
	5.60	313	5099	6209	6209	6806	8357	10532	10231	11542									
	6.30	278	5003	6092	5674	6219	7841	9882	9334	10531									
	7.10	246	4251	5176	5569	6104	7119	8971	8761	9884									
	8.00	219	3488	4248	4816	5279	6146	7746	8139	9182	11414	13275	13742	15145	16847				
	9.00	194	3470	4225	4373	4794	5979	7534	7210	8134	10529	12331	12765	14142	15731				
	10.0	175	3186	3879	4267	4678	5074	6394	6953	7844	9803	10832	11213	12571	13984				
	11.2	156	2637	3211	3868	4240	4413	5562	6045	6820	8434	9722	10064	11201	12459				
	12.5	140	2635	3208	3304	3621	4323	5448	5402	6094	7746	9025	9342	10340	11502				
	14.0	125	2296	2795	3241	3552	3547	4470	5338	6023	7209	7921	8199	9186	10219				
	16.0	109	1895	2307	2787	3055	3087	3890	4239	4783	6167	6967	7212	8128	9041				
	18.0	97	1890	2301	2375	2603	3017	3802	3778	4262	5660	6463	6690	7476	8315				
	20.0	88	1592	1939	2325	2548	2510	3163	3725	4202	5266	5668	5867	6638	7384				
	22.4	78	1365	1662	1769	1939	2320	2924	2969	3350	4140	5112	5292	5670	6307	7047	8313	9182	10316
	25.0	70	1360	1656	1711	1876	2264	2854	2756	3109	3993	4740	4906	5279	5872	6275	7402	8154	9161
28.0	63		1673	1834				2756	3109	3713	4154	4300	4762	5297	5653	6669	7742	8698	
1430	5.00	286	4855	5911			7953	10022											
	5.60	255	4169	5076	5390	5908	7097	8944	8882	10021	11139	14006	14499	13757	15303	21529	25397		
	6.30	227	4141	5042	4926	5399	6808	8579	8104	9142	11139	14006	14499	13757	15303	19568	23083		
	7.10	201	3491	4251	4835	5299	5817	7331	7606	8581	11139	12480	12919	13757	15303	17660	20833		
	8.00	179	2893	3522	4181	4583	5023	6330	6684	7541	9327	11007	11394	12376	13766	15741	18569	20275	22779
	9.00	159	2893	3522	3624	3973	4888	6160	6148	6935	8722	10220	10580	11723	13040	14043	16566	18763	21079
	10.0	143	2648	3224	3557	3899	4214	5311	6035	6809	8118	8973	9288	10417	11588	12667	14943	16805	18880
	11.2	128	2188	2664	3215	3524	3674	4630	4940	5573	6980	8049	8332	9152	10181	11194	13205	15107	16972
	12.5	114	2184	2659	2742	3006	3594	4530	4497	5073	6408	7468	7731	8558	9519	9978	11771	13970	15695
	14.0	102	1898	2311	2686	2945	2938	3703	4438	5007	5962	6552	6782	7601	8455	8996	10612	12507	14051
	16.0	89	1565	1905	2304	2526	2553	3218	3464	3908	5097	5759	5962	6642	7388	8019	9459	10650	11965
	18.0	79	1559	1899	1942	2129	2493	3142	3125	3526	4676	5340	5528	6126	6815	7142	8425	9841	11056
	20.0	72	1301	1584	1918	2103	2071	2610	3079	3473	4349	4681	4846	5485	6101	6436	7592	8805	9893
	22.4	64	1124	1368	1445	1584	1913	2411	2535	2860	3383	4221	4369	4633	5153	5820	6866	7623	8564
	25.0	57	1119	1362	1409	1544	1866	2351	2252	2541	3294	3911	4049	4314	4798	5151	6077	6770	7606
28.0	51		1377	1509				2252	2541	3062	3426	3547	3929	4371	4667	5505	6393	7182	
1170	5.00	234	4156	5061			6560	8267											
	5.60	209	3411	4153	4684	5134	5807	7318	7327	8266	9114	11459	11862	11256	12520	17615	20779	23857	26803
	6.30	186	3401	4141	4276	4687	5648	7118	7042	7944	9114	11459	11862	11256	12520	16261	19182	22086	24813
	7.10	165	2911	3545	4183	4585	4771	6012	6609	7456	9114	10357	10722	11256	12520	14671	17307	19787	22230
	8.00	146	2408	2932	3535	3875	4166	5250	5469	6170	7631	9128	9450	10126	11263	13065	15412	16833	18912
	9.00	130	2404	2927	3017	3307	4079	5141	5099	5753	7227	8472	8771	9720	10812	11650	13743	15571	17493
	10.0	117	2196	2674	2957	3242	3506	4419	4964	5601	6725	7435	7697	8635	9605	10506	12393	13942	15663
	11.2	104	1813	2207	2667	2923	3051	3845	4042	4560	5778	6665	6900	7488	8330	9276	10942	12524	14070
	12.5	94	1807	2201	2271	2490	2982	3758	3735	4213	5302	6182	6400	7083	7878	8265	9750	11577	13006
	14.0	84	1567	1908	2223	2437	2431	3064	3660	4129	4932	5421	5612	6291	6998	7449	8788	10361	11640
	16.0	73	1291	1572	1903	2086	2110	2659	2834	3198	4213	4763	4930	5434	6045	6635	7827	8815	9903
	18.0	65	1286	1566	1589	1742	2059	2594	2582	2913	3864	4415	4570	5012	5576	5907	6969	8142	9148
	20.0	59	1086	1322	1582	1734	1708	2152	2542	2868	3593	3868	4004	4533	5043	5322	6278	7284	8183
	22.4	52	925	1126	1206	1322	1576	1987	2090	2358	2768	3486	3609	3791	4216	4768	5624	6330	7112
	25.0	47	921	1121	1159	1271	1537	1937	1850	2087	2718	3230	3343	3529	3926	4214	4972	5622	6316
28.0	42		1133	1242				1850	2087	2527	2828	2927	3239	3603	3854	4546	5281	5933	

Forced lubrication required. Consult factory.

### Torque Ratings – lb-in/Double Reduction

(MULTIPLY VALUES LISTED BY 1000)

High-Speed Shaft rpm	Nom Ratio	Approx LS Shaft rpm	DRIVE SIZE																
			193	197	203	207	213	217	223	227	237	243	247	253	257	263	267	273	277
1750	5.00	350	1024	1247			1614	2033											
	5.60	313	1054	1283	1265	1387	1694	2135	2017	2276									
	6.30	278	1130	1376	1290	1414	1738	2191	2112	2383									
	7.10	246	1138	1386	1380	1513	1772	2233	2161	2438									
	8.00	219	1055	1284	1435	1573	1761	2219	2268	2558	3389	3838	3973	4421	4917				
	9.00	194	1146	1396	1454	1594	1873	2360	2305	2601	3540	3988	4128	4674	5199				
	10.0	175	1156	1407	1547	1696	1772	2233	2423	2734	3546	4009	4150	4528	5036				
	11.2	156	1080	1315	1562	1712	1774	2236	2363	2666	3479	3930	4069	4577	5091				
	12.5	140	1179	1436	1489	1632	1900	2395	2423	2734	3618	4081	4225	4784	5322				
	14.0	125	1188	1447	1592	1745	1830	2306	2611	2945	3623	4098	4243	4632	5152				
	16.0	109	1107	1348	1606	1760	1833	2310	2448	2762	3551	4019	4161	4694	5221				
	18.0	97	1207	1470	1527	1673	1958	2468	2504	2825	3689	4170	4317	4887	5436				
	20.0	88	1163	1417	1629	1786	1857	2341	2691	3036	3693	4185	4332	4730	5261				
	22.4	78	1126	1371	1438	1576	1865	2351	2452	2766	3444	4093	4237	4650	5172	5842	6892	7617	8558
25.0	70	1226	1493	1553	1702	1990	2508	2473	2790	3761	4245	4394	4902	5452	5885	6943	7609	8549	
28.0	63			1655	1814			2695	3041	3763	4257	4406	4819	5360	5726	6755	7836	8803	
1430	5.00	286	1088	1324			1714	2160											
	5.60	255	1055	1284	1344	1473	1761	2219	2143	2418	2742	3476	3599	3429	3814	5280	6229		
	6.30	227	1145	1394	1371	1503	1847	2327	2244	2532	3105	3889	4026	3882	4318	5430	6405		
	7.10	201	1144	1393	1467	1608	1772	2233	2296	2590	3341	3965	4105	4230	4706	5292	6243		
	8.00	179	1070	1303	1525	1671	1761	2219	2279	2571	3389	3894	4031	4421	4917	5529	6522	7359	8267
	9.00	159	1169	1424	1475	1617	1874	2361	2405	2714	3588	4045	4187	4741	5274	5579	6582	7660	8606
	10.0	143	1176	1431	1578	1730	1801	2270	2574	2904	3594	4064	4207	4591	5107	5434	6410	7441	8360
	11.2	128	1097	1335	1588	1741	1807	2278	2363	2666	3523	3982	4122	4577	5091	5671	6690	7527	8457
	12.5	114	1196	1457	1512	1657	1933	2436	2469	2785	3662	4133	4278	4846	5390	5719	6746	7830	8797
	14.0	102	1202	1464	1615	1770	1855	2338	2656	2996	3666	4149	4295	4690	5217	5567	6568	7603	8542
	16.0	89	1119	1363	1624	1781	1856	2339	2448	2762	3591	4066	4209	4694	5221	5797	6839	7709	8661
	18.0	79	1219	1484	1528	1675	1981	2496	2535	2860	3730	4217	4366	4901	5452	5841	6891	8013	9002
	20.0	72	1163	1417	1645	1804	1876	2364	2722	3070	3733	4230	4379	4782	5319	5684	6705	7777	8737
	22.4	64	1134	1381	1438	1576	1882	2372	2562	2890	3444	4135	4281	4650	5172	5905	6966	7739	8695
25.0	57	1234	1503	1564	1714	2007	2529	2473	2790	3796	4287	4438	4902	5452	5912	6975	7731	8686	
28.0	51			1666	1827			2695	3041	3798	4297	4448	4866	5412	5784	6823	7918	8896	
1170	5.00	234	1138	1386			1728	2178											
	5.60	209	1055	1284	1428	1565	1761	2219	2161	2438	2742	3476	3599	3429	3814	5280	6229	7260	8156
	6.30	186	1149	1399	1454	1594	1873	2360	2383	2689	3105	3889	4026	3882	4318	5515	6506	7559	8493
	7.10	165	1166	1420	1551	1700	1776	2239	2438	2751	3341	4022	4164	4230	4706	5373	6339	7346	8253
	8.00	146	1089	1326	1575	1727	1785	2250	2279	2571	3389	3948	4087	4421	4917	5608	6616	7467	8389
	9.00	130	1188	1447	1500	1645	1911	2409	2439	2751	3634	4098	4243	4804	5344	5657	6674	7769	8729
	10.0	117	1192	1451	1603	1758	1831	2308	2588	2920	3639	4116	4260	4651	5174	5509	6498	7546	8477
	11.2	104	1110	1352	1610	1765	1835	2312	2363	2666	3565	4030	4172	4577	5091	5744	6776	7627	8569
	12.5	94	1210	1473	1531	1678	1960	2470	2506	2827	3704	4182	4329	4901	5452	5789	6830	7931	8910
	14.0	84	1214	1478	1633	1790	1876	2364	2677	3020	3707	4196	4343	4745	5278	5635	6647	7699	8649
	16.0	73	1129	1374	1640	1797	1874	2362	2448	2762	3628	4109	4254	4694	5221	5863	6916	7799	8762
	18.0	65	1229	1496	1528	1675	1999	2519	2560	2888	3767	4261	4411	4901	5452	5905	6966	8103	9104
	20.0	59	1187	1445	1659	1818	1890	2382	2747	3099	3769	4272	4422	4831	5374	5744	6777	7862	8833
	22.4	52	1141	1390	1467	1608	1896	2389	2582	2913	3444	4175	4322	4650	5172	5912	6975	7855	8824
25.0	47	1241	1511	1574	1725	2020	2546	2482	2800	3830	4326	4479	4902	5452	5912	6975	7847	8815	
28.0	42			1676	1837			2706	3053	3830	4335	4487	4901	5452	5838	6887	7995	8982	

Forced lubrication required. Consult factory.

Power Ratings – Hp/Double Reduction

High-Speed Shaft rpm	Nom Ratio	Approx LS Shaft rpm	DRIVE SIZE													
			107	117	127	133	137	143	147	153	157	163	167	173	177	187
970	5.00	194												1954	2398	
	5.60	173	168	207	393	410	491	619	756	965	1162	1288	1691	1894	2324	2398
	6.30	154	158	207	393	410	491	619	756	965	1162	1288	1691	1806	2217	2398
	7.10	137	156	207	358	410	491	619	756	911	1097	1234	1620	1567	1923	2363
	8.00	121	128	193	323	384	460	558	682	811	976	1021	1340	1339	1643	2000
	9.00	108	121	193	293	363	436	514	628	732	881	986	1294	1273	1563	1784
	10.0	97	120	169	273	342	410	468	571	640	770	895	1175	1164	1429	1666
	11.2	87	103	150	241	295	354	402	492	607	731	776	1018	994	1219	1486
	12.5	78	98	140	213	263	315	359	438	535	644	692	908	944	1158	1324
	14.0	69	90	122	202	247	297	326	398	467	563	628	824	834	1024	1234
	16.0	61	81	110	178	222	266	298	364	427	514	547	718	711	873	1065
	18.0	54	72	98	154	188	225	261	319	375	452	488	640	675	828	948
	20.0	49	64	86	146	176	212	237	290	328	395	442	580	600	736	883
22.4	43	48	79	112	129	155	195	238	269	324	395	518	511	627	766	
25.0	39	48	71	110	129	155	184	224	269	324	352	462	484	594	681	
28.0	35	45	63	104	125	150	167	203	240	289	319	418			634	
870	5.00	174												1752	2151	
	5.60	155	155	186	353	367	441	555	678	865	1042	1156	1517	1713	2102	2151
	6.30	138	147	186	353	367	441	555	678	865	1042	1156	1517	1632	2003	2151
	7.10	123	145	186	332	367	441	555	678	822	990	1127	1480	1414	1735	2135
	8.00	109	118	173	290	344	413	501	612	748	900	946	1242	1208	1482	1805
	9.00	97	112	173	264	327	392	463	566	659	794	889	1166	1148	1409	1609
	10.0	87	109	152	250	308	369	421	514	576	694	807	1059	1049	1287	1501
	11.2	78	96	134	216	265	317	361	441	546	658	698	917	895	1098	1339
	12.5	70	90	126	191	236	284	323	394	481	579	623	818	849	1042	1193
	14.0	62	80	110	181	222	267	293	358	420	506	565	741	751	921	1111
	16.0	54	73	98	160	199	239	267	327	383	462	492	645	640	785	958
	18.0	48	65	88	138	168	202	235	287	337	406	438	575	607	745	853
	20.0	44	57	77	131	158	190	213	260	294	355	397	521	539	662	794
22.4	39	44	71	100	116	140	175	213	241	290	355	466	459	564	688	
25.0	35	44	64	99	116	140	165	201	241	290	316	415	435	534	612	
28.0	31	41	57	94	113	135	150	183	216	260	286	376			569	

## Torque Ratings – lb-in/Double Reduction

(MULTIPLY VALUES LISTED BY 1000)

High-Speed Shaft rpm	Nom Ratio	Approx LS Shaft rpm	DRIVE SIZE													
			107	117	127	133	137	143	147	153	157	163	167	173	177	187
970	5.00	194												664	816	
	5.60	173	62	73	143	154	184	221	270	348	419	469	615	712	874	889
	6.30	154	65	84	161	173	207	247	302	402	485	516	678	777	953	967
	7.10	137	71	94	158	187	224	284	347	411	495	547	718	773	949	1092
	8.00	121	69	101	174	203	243	280	342	423	510	528	693	731	897	1075
	9.00	108	71	115	177	216	258	289	353	443	533	561	737	794	975	1043
	10.0	97	79	113	179	219	263	302	369	418	504	564	740	785	964	1117
	11.2	87	76	109	180	217	261	293	358	439	529	580	761	742	910	1092
	12.5	78	79	116	178	217	261	292	357	448	539	570	748	805	988	1059
	14.0	69	80	114	183	221	265	305	372	423	509	571	750	795	976	1132
	16.0	61	84	114	185	231	276	300	367	443	534	586	769	750	921	1106
	18.0	54	82	117	180	219	263	294	360	452	544	575	755	813	998	1071
	20.0	49	81	114	184	223	267	307	375	426	513	577	757	802	985	1143
	22.4	43	71	117	163	190	228	280	342	383	461	590	774	756	928	1116
	25.0	39	78	115	180	213	256	296	362	443	534	579	760	819	1005	1080
28.0	35	81	115	185	224	268	308	377	428	516	580	761			1152	
870	5.00	174												664	816	
	5.60	155	65	73	143	154	184	221	270	348	419	469	615	718	882	889
	6.30	138	67	84	161	173	207	247	302	402	485	516	678	783	960	967
	7.10	123	73	94	164	187	224	284	347	413	498	557	731	778	954	1100
	8.00	109	71	101	174	203	243	280	342	435	524	545	716	735	902	1082
	9.00	97	73	115	178	216	259	290	354	444	535	564	740	798	980	1049
	10.0	87	80	113	182	220	264	303	370	420	506	566	743	789	968	1122
	11.2	78	79	109	180	217	261	293	358	440	530	582	764	745	914	1097
	12.5	70	81	116	179	218	261	293	358	449	541	572	750	808	991	1063
	14.0	62	80	114	183	222	266	306	373	424	511	573	752	798	979	1136
	16.0	54	84	114	185	231	277	300	367	444	535	587	771	752	923	1110
	18.0	48	82	117	180	219	263	295	360	452	545	577	757	815	1001	1074
	20.0	44	81	114	184	223	267	307	376	427	514	578	759	804	987	1146
	22.4	39	72	117	163	191	229	280	342	383	461	591	776	758	930	1118
	25.0	35	78	115	180	214	257	296	362	443	534	580	761	820	1007	1082
28.0	31	81	115	185	224	268	309	377	429	517	581	763			1154	

Power Ratings – Hp/Double Reduction

High-Speed Shaft rpm	Nom Ratio	Approx LS Shaft rpm	DRIVE SIZE																
			193	197	203	207	213	217	223	227	237	243	247	253	257	263	267	273	277
970	5.00	194	3466	4220			5439	6854											
	5.60	173	2872	3497	4016	4402	4814	6067	6074	6853	7556	9500	9835	9332	10380	14603	17227	20067	22545
	6.30	154	2871	3496	3598	3944	4706	5931	5892	6647	7556	9500	9835	9332	10380	13667	16122	18570	20862
	7.10	137	2449	2981	3531	3871	4029	5077	5534	6244	7556	8695	9001	9332	10380	12327	14542	16632	18686
	8.00	121	2022	2462	2957	3241	3511	4424	4534	5115	6327	7658	7928	8395	9338	10969	12940	14136	15882
	9.00	108	2017	2456	2534	2778	3433	4327	4297	4848	6051	7105	7356	8115	9026	9777	11534	13071	14684
	10.0	97	1840	2240	2482	2720	2944	3710	4116	4643	5636	6233	6452	7240	8054	8814	10398	11700	13145
	11.2	87	1517	1847	2234	2449	2558	3224	3351	3780	4839	5585	5781	6208	6906	7776	9173	10504	11801
	12.5	78	1512	1840	1901	2084	2498	3148	3132	3533	4439	5178	5361	5872	6532	6926	8170	9706	10904
	14.0	69	1309	1594	1860	2038	2032	2561	3034	3423	4128	4539	4699	5269	5861	6241	7362	8684	9756
	16.0	61	1077	1312	1589	1742	1762	2221	2350	2651	3525	3985	4126	4505	5012	5547	6544	7382	8294
	18.0	54	1073	1306	1317	1444	1719	2166	2157	2434	3231	3693	3823	4156	4622	4904	5785	6760	7595
	20.0	49	914	1113	1320	1447	1424	1795	2122	2393	3004	3235	3348	3792	4218	4453	5253	6096	6849
	22.4	43	770	938	1015	1113	1314	1656	1743	1967	2317	2914	3016	3143	3496	3953	4663	5317	5974
25.0	39	766	933	966	1058	1281	1614	1562	1762	2271	2699	2794	2926	3255	3494	4122	4722	5305	
28.0	35			943	1034			1562	1762	2110	2362	2445	2685	2987	3221	3800	4415	4960	
870	5.00	174	3142	3826			4878	6147											
	5.60	155	2601	3167	3602	3948	4356	5490	5448	6146	6777	8521	8821	8370	9310	13098	15451	18143	20383
	6.30	138	2598	3164	3259	3572	4267	5377	5303	5983	6777	8521	8821	8370	9310	12351	14570	16785	18858
	7.10	123	2212	2693	3196	3503	3641	4589	4964	5600	6777	7852	8129	8370	9310	11139	13140	15031	16887
	8.00	109	1825	2223	2652	2907	3174	4000	4067	4588	5675	6914	7157	7529	8375	9907	11687	12769	14346
	9.00	97	1820	2216	2288	2507	3102	3910	3885	4383	5427	6413	6639	7278	8096	8828	10414	11804	13261
	10.0	87	1659	2020	2239	2454	2657	3349	3691	4165	5085	5624	5822	6535	7269	7958	9387	10565	11869
	11.2	78	1367	1664	2014	2208	2308	2908	3005	3391	4365	5038	5215	5568	6194	7017	8278	9481	10651
	12.5	70	1362	1658	1713	1878	2252	2838	2824	3186	4003	4671	4835	5267	5858	6249	7371	8759	9840
	14.0	62	1178	1434	1675	1836	1831	2307	2721	3070	3722	4093	4237	4752	5286	5630	6641	7836	8803
	16.0	54	969	1180	1430	1568	1587	1999	2108	2378	3177	3593	3719	4041	4495	4975	5869	6658	7480
	18.0	48	965	1175	1182	1295	1547	1949	1942	2191	2912	3329	3446	3727	4146	4398	5188	6063	6812
	20.0	44	826	1006	1187	1301	1281	1615	1903	2147	2707	2915	3017	3418	3802	4014	4735	5496	6175
	22.4	39	693	843	917	1006	1182	1489	1568	1769	2099	2625	2717	2826	3144	3545	4182	4803	5396
25.0	35	689	839	868	951	1151	1451	1404	1584	2045	2431	2517	2624	2919	3134	3697	4266	4792	
28.0	31			848	929			1404	1584	1900	2128	2202	2408	2679	2902	3423	3978	4469	

**Torque Ratings – lb-in/Double Reduction**

(MULTIPLY VALUES LISTED BY 1000)

High-Speed Shaft rpm	Nom Ratio	Approx LS Shaft rpm	DRIVE SIZE																
			193	197	203	207	213	217	223	227	237	243	247	253	257	263	267	273	277
970	5.00	194	1145	1394			1728	2178											
	5.60	173	1071	1304	1476	1618	1761	2219	2161	2438	2742	3476	3599	3429	3814	5280	6229	7365	8275
	6.30	154	1170	1425	1476	1618	1882	2372	2405	2714	3105	3889	4026	3882	4318	5591	6595	7666	8613
	7.10	137	1183	1440	1579	1731	1809	2280	2463	2778	3341	4073	4216	4230	4706	5446	6424	7448	8367
	8.00	121	1103	1343	1589	1742	1815	2287	2279	2571	3389	3995	4135	4421	4917	5679	6700	7564	8498
	9.00	108	1202	1464	1520	1666	1940	2445	2479	2796	3670	4146	4292	4838	5382	5727	6756	7867	8838
	10.0	97	1204	1466	1623	1779	1855	2338	2588	2920	3679	4161	4308	4704	5233	5575	6576	7638	8581
	11.2	87	1121	1365	1627	1783	1855	2338	2363	2666	3601	4073	4216	4577	5091	5808	6851	7716	8669
	12.5	78	1221	1486	1545	1694	1981	2496	2534	2859	3740	4225	4373	4901	5452	5852	6903	8020	9010
	14.0	69	1222	1488	1648	1806	1892	2384	2677	3020	3743	4237	4386	4793	5331	5694	6717	7783	8744
	16.0	61	1136	1383	1652	1810	1888	2379	2448	2762	3661	4148	4294	4694	5221	5913	6975	7879	8851
	18.0	54	1236	1505	1528	1675	2013	2537	2579	2910	3800	4299	4451	4901	5452	5912	6975	8115	9117
	20.0	49	1205	1467	1669	1829	1902	2397	2765	3119	3801	4309	4460	4874	5422	5798	6839	7938	8918
	22.4	43	1146	1396	1489	1632	1906	2402	2597	2930	3477	4209	4357	4650	5172	5912	6975	7958	8940
	25.0	39	1246	1518	1581	1733	2031	2559	2528	2852	3858	4361	4514	4902	5452	5912	6975	7949	8931
28.0	35			1683	1845			2755	3108	3859	4368	4521	4901	5452	5886	6943	8062	9057	
870	5.00	174	1157	1409			1728	2178											
	5.60	155	1081	1317	1476	1618	1777	2239	2161	2438	2742	3476	3599	3429	3814	5280	6229	7425	8341
	6.30	138	1181	1438	1490	1634	1903	2398	2414	2723	3105	3889	4026	3882	4318	5633	6645	7726	8680
	7.10	123	1191	1450	1594	1747	1823	2298	2463	2778	3341	4101	4245	4230	4706	5486	6472	7505	8431
	8.00	109	1110	1351	1589	1742	1829	2305	2279	2571	3389	4021	4162	4421	4917	5719	6747	7618	8558
	9.00	97	1210	1473	1530	1677	1955	2464	2499	2819	3670	4172	4319	4838	5382	5765	6801	7921	8899
	10.0	87	1211	1474	1633	1790	1867	2352	2588	2920	3701	4187	4334	4734	5266	5611	6620	7689	8639
	11.2	78	1126	1371	1635	1793	1866	2351	2363	2666	3621	4097	4241	4577	5091	5844	6893	7765	8724
	12.5	70	1226	1493	1553	1702	1991	2509	2549	2875	3760	4248	4398	4901	5452	5886	6944	8070	9066
	14.0	62	1227	1494	1655	1814	1900	2394	2677	3020	3763	4260	4410	4819	5361	5727	6756	7830	8797
	16.0	54	1140	1388	1657	1817	1895	2388	2448	2762	3679	4169	4316	4694	5221	5913	6975	7922	8901
	18.0	48	1240	1509	1528	1675	2020	2546	2589	2920	3818	4320	4472	4901	5452	5912	6975	8115	9117
	20.0	44	1214	1478	1674	1835	1907	2404	2765	3119	3819	4329	4482	4898	5448	5827	6874	7979	8964
	22.4	39	1149	1399	1500	1645	1911	2409	2605	2939	3513	4228	4377	4662	5186	5912	6975	8015	9005
	25.0	35	1249	1521	1584	1737	2036	2566	2533	2858	3874	4379	4534	4902	5452	5912	6975	8007	8995
28.0	31			1686	1849			2762	3115	3874	4386	4540	4901	5452	5912	6974	8099	9099	

**Power Ratings – Hp/Triple Reduction**

High-Speed Shaft rpm	Nom Ratio	Approx LS Shaft rpm	DRIVE SIZE													
			107	117	127	133	137	143	147	153	157	163	167	173	177	187
1750	28.0	63												654	774	
	31.5	56	59	83	132	144	180	202	252	302	385	422	550	654	774	774
	35.5	49	59	83	132	144	180	202	252	302	385	421	548	630	745	774
	40.0	44	57	80	125	144	180	199	248	283	362	413	538	521	616	774
	45.0	39	45	66	99	124	155	163	203	236	301	328	428	473	559	616
	50.0	35	45	64	98	117	147	163	203	227	290	320	417	448	530	608
	56.0	31	40	56	92	110	138	148	185	198	253	290	378	404	477	565
	63.0	28	33	47	71	85	106	113	141	187	238	237	309	343	406	496
	71.0	25	32	44	71	80	101	115	143	164	209	227	296	325	385	441
	80.0	22	28	38	67	76	95	103	129	143	183	206	269	289	342	410
	90.0	19	22	35	55	61	76	81	102	128	163	173	225	246	291	355
	100	18	22	32	51	56	70	80	100	120	153	164	213	233	275	316
	112	16	20	28	48	54	67	73	91	105	134	148	193	203	240	293
	125	14	16	26	37	45	56	60	75	92	117	122	159	172	204	249
140	13	16	23	36	41	51	59	74	86	109	116	151	163	193	221	
160	11	15	20	34	39	49	54	67	75	95	105	137			206	
1430	28.0	51												568	672	
	31.5	45	51	72	109	123	154	175	218	262	335	366	477	545	644	672
	35.5	40	51	72	109	123	154	175	218	262	335	366	476	517	611	672
	40.0	36	47	66	102	123	154	163	203	232	297	338	440	452	535	651
	45.0	32	39	56	81	101	127	133	166	205	261	273	356	388	459	535
	50.0	29	37	52	80	96	120	134	167	186	237	262	342	368	435	498
	56.0	26	33	46	75	90	113	121	151	162	207	238	310	331	391	463
	63.0	23	27	38	58	69	87	93	116	153	195	194	252	281	333	406
	71.0	20	26	36	58	66	82	94	117	134	171	186	242	266	315	361
	80.0	18	23	31	54	62	78	84	105	117	149	169	220	236	280	336
	90.0	16	18	29	45	50	62	67	83	105	134	141	184	201	238	291
	100	14	18	26	41	46	58	66	82	98	125	134	174	190	225	258
	112	13	16	23	39	44	55	60	74	86	109	121	158	166	196	240
	125	11	13	21	31	36	46	49	61	75	96	100	130	141	167	204
140	10	13	19	29	34	42	49	61	70	89	95	124	133	158	181	
160	9	12	17	28	32	40	44	55	61	78	86	112			168	
1170	28.0	42												494	584	
	31.5	37	43	63	89	102	128	146	182	228	291	311	406	447	529	584
	35.5	33	43	59	89	102	128	148	184	218	279	299	390	424	502	574
	40.0	29	38	54	83	102	128	133	166	191	243	276	360	374	442	535
	45.0	26	31	46	66	83	104	109	136	174	222	224	292	318	376	459
	50.0	23	31	43	66	79	99	110	137	153	195	215	280	301	357	409
	56.0	21	27	38	62	74	93	99	123	133	170	195	254	271	321	380
	63.0	19	22	31	48	57	71	76	95	125	160	158	206	231	273	332
	71.0	16	22	29	48	54	68	77	96	110	140	152	198	218	258	296
	80.0	15	19	26	45	51	63	69	86	96	122	138	180	194	229	275
	90.0	13	15	24	37	41	51	54	68	86	110	115	150	165	195	238
	100	12	15	21	34	38	47	54	67	80	103	110	143	156	185	212
	112	10	13	19	32	36	45	49	61	70	89	99	129	136	161	197
	125	9	11	17	25	30	37	40	50	62	79	82	106	115	136	167
140	8	11	16	24	28	35	40	50	57	73	78	101	109	129	148	
160	7	10	14	23	26	33	36	45	50	64	70	92			138	

## Torque Ratings – lb-in/Triple Reduction

(MULTIPLY VALUES LISTED BY 1000)

High-Speed Shaft rpm	Nom Ratio	Approx LS Shaft rpm	DRIVE SIZE												
			107	117	127	133	137	143	147	153	157	163	167	173	177
1750	28.0	63												696	823
	31.5	56	68	93	155	163	204	231	288	343	438	487	635	769	896
	35.5	49	75	106	175	183	229	258	322	397	507	535	698	846	1001
	40.0	44	81	114	179	198	247	293	365	403	514	581	757	782	925
	45.0	39	74	106	161	198	248	257	321	385	491	544	709	786	929
	50.0	35	81	116	180	211	264	288	360	429	548	584	761	851	1007
	56.0	31	81	115	184	214	268	301	375	405	517	585	763	839	992
	63.0	28	77	109	161	198	248	257	321	423	540	554	722	789	934
	71.0	25	82	116	181	211	265	291	363	431	550	585	763	855	1011
	80.0	22	81	115	184	215	269	301	375	406	519	587	765	842	996
	90.0	19	72	118	181	206	258	264	329	397	507	563	734	792	937
	100	18	79	116	181	208	261	292	364	432	551	588	766	858	1015
	112	16	81	115	186	215	270	304	379	407	520	589	768	844	999
	125	14	72	118	173	207	259	264	329	400	510	563	734	794	940
	140	13	79	117	181	209	262	292	365	433	552	589	768	860	1017
160	11	81	115	186	216	270	304	380	408	521	590	769		1165	
1430	28.0	51												739	874
	31.5	45	73	98	157	171	214	245	306	364	465	518	675	784	927
	35.5	40	79	112	176	192	240	274	342	422	538	569	741	849	1005
	40.0	36	81	115	179	208	260	293	365	404	516	581	757	831	983
	45.0	32	77	109	161	198	248	257	321	409	521	554	722	788	932
	50.0	29	82	116	181	211	264	291	363	430	549	585	763	854	1010
	56.0	26	81	115	184	215	269	301	375	406	518	587	764	841	995
	63.0	23	77	109	161	198	248	257	321	424	541	554	722	791	936
	71.0	20	82	116	181	212	265	291	363	431	551	585	763	857	1013
	80.0	18	81	115	184	215	270	301	375	407	519	588	767	844	998
	90.0	16	72	118	181	206	258	264	329	399	509	563	734	794	939
	100	14	79	117	181	209	262	292	364	432	552	589	767	859	1016
	112	13	81	115	186	216	270	304	379	408	520	590	768	846	1000
	125	11	73	118	173	207	259	264	329	401	512	563	734	795	941
	140	10	79	117	181	210	263	293	365	433	553	590	768	861	1018
160	9	81	115	186	216	270	305	380	408	521	591	770		1166	
1170	28.0	42												785	928
	31.5	37	75	105	157	173	216	249	311	387	494	538	701	786	930
	35.5	33	82	112	176	194	243	282	352	429	548	569	742	852	1008
	40.0	29	81	115	179	210	263	293	365	405	517	581	757	840	993
	45.0	26	77	109	161	198	248	257	321	424	541	554	722	790	935
	50.0	23	82	116	181	212	265	291	363	431	550	586	763	856	1012
	56.0	21	81	115	184	215	269	301	375	407	519	588	766	843	997
	63.0	19	77	109	161	198	248	257	321	425	542	554	722	793	938
	71.0	16	82	116	181	212	265	291	363	432	551	585	763	858	1015
	80.0	15	81	115	184	215	270	301	375	408	520	589	768	845	999
	90.0	13	73	118	181	207	259	264	329	400	511	563	734	795	940
	100	12	79	117	181	209	262	293	365	433	552	589	768	860	1017
	112	10	81	115	186	216	270	305	380	408	521	590	769	846	1001
	125	9	73	118	173	207	260	264	329	402	513	563	734	796	942
	140	8	79	117	181	210	263	293	365	433	553	590	769	861	1019
160	7	81	116	186	216	270	305	380	409	521	591	770		1166	

Power Ratings – Hp/Triple Reduction

High-Speed Shaft rpm	Nom Ratio	Approx LS Shaft rpm	DRIVE SIZE																
			193	197	203	207	213	217	223	227	237	243	247	253	257	263	267	273	277
1750	28.0	63	1143	1381			1765	2188											
	31.5	56	992	1199	1264	1381	1688	2093	1949	2188	2612	3317	3600	3794	4246	4925	5844	6669	7511
	35.5	49	988	1194	1238	1353	1646	2041	1949	2188	2612	3231	3507	3716	4159	4532	5378	6331	7130
	40.0	44	853	1031	1210	1322	1272	1577	1938	2176	2612	2830	3071	3407	3813	4130	4900	5727	6450
	45.0	39	701	848	1031	1127	1155	1432	1405	1577	2300	2481	2693	2851	3191	3593	4263	4860	5474
	50.0	35	698	843	875	957	1126	1395	1400	1572	2107	2298	2494	2630	2943	3176	3769	4358	4908
	56.0	31	597	722	855	934	926	1148	1355	1521	1958	2011	2183	2413	2701	2939	3487	4008	4514
	63.0	28	491	593	722	789	811	1006	1023	1148	1641	1797	1950	2020	2260	2519	2989	3374	3800
	71.0	25	488	590	613	669	790	979	983	1104	1489	1663	1805	1863	2085	2227	2642	3000	3379
	80.0	22	425	514	598	653	653	810	945	1061	1396	1455	1579	1709	1913	2062	2447	2766	3115
	90.0	19	349	422	471	515	602	746	769	863	1103	1309	1420	1445	1617	1687	2002	2198	2475
	100	18	347	420	436	476	586	726	729	819	1042	1206	1309	1312	1468	1587	1883	2139	2409
	112	16	311	376	425	465	470	583	709	796	969	1054	1144	1204	1347	1469	1743	1972	2221
	125	14	255	309	347	379	433	537	557	626	807	936	1016	1020	1142	1230	1459	1629	1834
140	13	254	307	319	348	421	522	524	589	754	855	928	926	1036	1140	1352	1562	1759	
160	11			311	340			508	570	701	747	811	850	951	1055	1252	1440	1621	
1430	28.0	51	934	1129			1515	1879											
	31.5	45	815	985	1033	1129	1388	1721	1673	1879	2134	2710	2941	3100	3470	4025	4775	5449	6137
	35.5	40	811	980	1017	1112	1353	1677	1673	1879	2134	2663	2890	3037	3399	3704	4394	5173	5826
	40.0	36	699	845	993	1086	1040	1289	1583	1778	2134	2331	2530	2787	3119	3405	4040	4723	5320
	45.0	32	575	695	846	924	948	1175	1148	1289	1893	2044	2218	2330	2608	2936	3484	4005	4511
	50.0	29	572	691	718	785	923	1145	1148	1289	1727	1892	2053	2149	2405	2595	3079	3561	4011
	56.0	26	489	591	701	766	757	938	1107	1243	1611	1655	1796	1972	2207	2404	2852	3283	3698
	63.0	23	402	486	592	647	665	824	836	938	1350	1478	1604	1650	1847	2058	2442	2757	3105
	71.0	20	400	483	502	548	647	802	806	904	1216	1368	1485	1522	1704	1820	2159	2451	2761
	80.0	18	348	420	490	535	535	663	772	867	1144	1196	1298	1397	1563	1685	1999	2260	2545
	90.0	16	286	345	387	423	493	611	633	711	908	1076	1167	1181	1322	1392	1652	1814	2042
	100	14	284	343	357	390	480	595	597	670	852	986	1070	1072	1200	1297	1538	1748	1969
	112	13	254	308	348	380	385	477	579	650	792	862	935	984	1101	1201	1425	1612	1815
	125	11	209	253	284	311	354	439	458	514	663	769	835	834	933	1012	1201	1342	1512
140	10	208	251	261	285	345	427	429	482	616	698	758	757	847	931	1105	1276	1437	
160	9			254	278			415	466	573	610	662	694	777	862	1023	1176	1325	
1170	28.0	42	769	929			1240	1537											
	31.5	37	670	810	850	929	1141	1415	1369	1537	1746	2217	2407	2536	2839	3293	3907	4459	5022
	35.5	33	666	805	836	913	1112	1379	1369	1537	1746	2196	2384	2484	2781	3030	3595	4233	4767
	40.0	29	574	694	816	892	851	1054	1295	1455	1746	1922	2086	2280	2552	2806	3330	3898	4390
	45.0	26	472	570	694	759	778	965	939	1054	1560	1684	1828	1906	2133	2402	2850	3277	3691
	50.0	23	469	567	589	644	758	939	939	1054	1413	1559	1692	1758	1968	2124	2520	2914	3281
	56.0	21	401	485	575	628	619	768	906	1017	1327	1363	1479	1613	1806	1967	2333	2686	3025
	63.0	19	330	398	485	530	545	676	684	768	1111	1217	1321	1350	1511	1684	1998	2256	2541
	71.0	16	328	396	411	450	531	658	661	742	995	1120	1215	1245	1394	1489	1766	2006	2259
	80.0	15	285	345	401	439	438	544	632	709	936	978	1062	1143	1279	1379	1636	1849	2083
	90.0	13	234	283	318	348	404	501	521	585	748	885	960	966	1081	1148	1362	1497	1686
	100	12	233	281	292	319	393	487	489	549	697	807	875	877	981	1061	1259	1430	1611
	112	10	208	252	285	312	315	391	474	532	648	705	765	805	901	982	1166	1319	1485
	125	9	171	207	233	255	290	360	376	422	545	632	686	682	763	833	988	1107	1247
140	8	170	206	214	233	282	350	352	395	504	571	620	619	693	762	904	1044	1176	
160	7			208	228			340	381	469	499	542	568	636	706	837	963	1084	

**Torque Ratings – lb-in/Triple Reduction**

(MULTIPLY VALUES LISTED BY 1000)

High-Speed Shaft rpm	Nom Ratio	Approx LS Shaft rpm	DRIVE SIZE																
			193	197	203	207	213	217	223	227	237	243	247	253	257	263	267	273	277
1750	28.0	63	1171	1415			1746	2165											
	31.5	56	1148	1387	1441	1575	1923	2384	2158	2424	3036	3778	4101	4393	4917	5646	6700	7581	8538
	35.5	49	1248	1509	1575	1722	2049	2541	2477	2781	3437	4117	4469	4872	5452	5878	6975	8095	9117
	40.0	44	1246	1506	1678	1834	1860	2306	2685	3014	3699	4126	4478	4867	5447	5784	6862	7942	8945
	45.0	39	1157	1399	1677	1833	1944	2410	2299	2581	3731	4034	4378	4665	5221	5878	6975	8026	9039
	50.0	35	1258	1521	1589	1736	2070	2567	2628	2951	3870	4179	4535	4872	5452	5878	6975	8095	9117
	56.0	31	1254	1516	1691	1848	1941	2407	2773	3114	3870	4185	4542	4872	5452	5873	6968	8076	9095
	63.0	28	1164	1407	1688	1845	1957	2426	2400	2694	3779	4085	4434	4665	5221	5878	6975	8095	9117
	71.0	25	1265	1529	1598	1747	2084	2583	2646	2971	3881	4230	4591	4872	5452	5878	6975	8095	9117
	80.0	22	1260	1523	1701	1859	1963	2434	2773	3114	3916	4233	4595	4872	5452	5878	6975	8095	9117
	90.0	19	1169	1413	1554	1699	1965	2437	2580	2896	3669	4129	4481	4741	5306	5525	6556	7393	8327
	100	18	1270	1535	1605	1754	2092	2593	2657	2984	3928	4258	4622	4872	5452	5878	6975	8095	9117
	112	16	1264	1527	1707	1866	1970	2443	2816	3161	3928	4258	4622	4872	5452	5878	6975	8095	9117
	125	14	1172	1417	1567	1713	1972	2445	2609	2929	3713	4170	4525	4741	5306	5608	6654	7505	8453
140	13	1273	1539	1609	1759	2098	2601	2666	2993	3928	4258	4622	4872	5452	5878	6975	8095	9117	
160	11			1711	1870			2816	3161	3928	4258	4622	4872	5452	5878	6975	8095	9117	
1430	28.0	51	1171	1415			1835	2275											
	31.5	45	1154	1394	1441	1575	1935	2398	2268	2547	3036	3778	4101	4393	4917	5646	6700	7581	8538
	35.5	40	1254	1516	1583	1731	2061	2556	2602	2922	3437	4153	4507	4872	5452	5878	6975	8095	9117
	40.0	36	1251	1512	1686	1843	1860	2306	2685	3014	3699	4160	4515	4872	5452	5836	6924	8017	9029
	45.0	32	1162	1404	1684	1840	1952	2420	2299	2581	3759	4066	4412	4665	5221	5878	6975	8095	9117
	50.0	29	1262	1526	1594	1743	2078	2577	2637	2961	3881	4210	4569	4872	5452	5878	6975	8095	9117
	56.0	26	1258	1521	1697	1855	1941	2407	2773	3114	3897	4215	4574	4872	5452	5878	6975	8095	9117
	63.0	23	1167	1411	1693	1850	1963	2434	2400	2694	3804	4113	4464	4665	5221	5878	6975	8095	9117
	71.0	20	1268	1533	1602	1751	2089	2590	2654	2980	3881	4257	4621	4872	5452	5878	6975	8095	9117
	80.0	18	1262	1526	1705	1863	1968	2440	2773	3114	3928	4258	4622	4872	5452	5878	6975	8095	9117
	90.0	16	1171	1415	1563	1708	1969	2442	2598	2917	3698	4154	4508	4741	5306	5579	6619	7467	8409
	100	14	1272	1537	1608	1757	2096	2598	2663	2990	3928	4258	4622	4872	5452	5878	6975	8095	9117
	112	13	1265	1530	1710	1869	1974	2447	2816	3161	3928	4258	4622	4872	5452	5878	6975	8095	9117
	125	11	1174	1419	1574	1720	1975	2448	2622	2944	3734	4191	4549	4741	5306	5647	6700	7571	8527
140	10	1274	1541	1611	1761	2101	2605	2670	2998	3928	4258	4622	4872	5452	5878	6975	8095	9117	
160	9			1713	1873			2816	3161	3928	4258	4622	4872	5452	5878	6975	8095	9117	
1170	28.0	42	1178	1423			1835	2275											
	31.5	37	1158	1400	1449	1584	1944	2411	2268	2547	3036	3778	4101	4393	4917	5646	6700	7581	8538
	35.5	33	1259	1522	1590	1738	2071	2568	2602	2922	3437	4186	4543	4872	5452	5878	6975	8095	9117
	40.0	29	1255	1517	1692	1850	1860	2306	2685	3014	3699	4192	4549	4872	5452	5878	6975	8085	9106
	45.0	26	1165	1408	1689	1846	1959	2428	2299	2581	3785	4095	4444	4665	5221	5878	6975	8095	9117
	50.0	23	1266	1530	1599	1748	2085	2585	2637	2961	3881	4239	4601	4872	5452	5878	6975	8095	9117
	56.0	21	1261	1524	1701	1860	1941	2407	2773	3114	3922	4242	4604	4872	5452	5878	6975	8095	9117
	63.0	19	1170	1414	1696	1854	1967	2439	2400	2694	3826	4139	4492	4665	5221	5878	6975	8095	9117
	71.0	16	1270	1536	1606	1755	2094	2596	2660	2987	3881	4258	4622	4872	5452	5878	6975	8095	9117
	80.0	15	1264	1528	1708	1867	1972	2444	2773	3114	3928	4258	4622	4872	5452	5878	6975	8095	9117
	90.0	13	1173	1418	1570	1716	1973	2446	2613	2934	3721	4176	4532	4741	5306	5623	6671	7535	8486
	100	12	1274	1540	1610	1760	2099	2602	2667	2995	3928	4258	4622	4872	5452	5878	6975	8095	9117
	112	10	1267	1531	1712	1871	1976	2450	2816	3161	3928	4258	4622	4872	5452	5878	6975	8095	9117
	125	9	1175	1420	1579	1726	1977	2451	2633	2956	3751	4210	4570	4741	5306	5678	6737	7632	8596
140	8	1276	1542	1613	1763	2103	2608	2673	3002	3928	4258	4622	4872	5452	5878	6975	8095	9117	
160	7			1715	1874			2816	3161	3928	4258	4622	4872	5452	5878	6975	8095	9117	

Power Ratings – Hp/Triple Reduction

High-Speed Shaft rpm	Nom Ratio	Approx LS Shaft rpm	DRIVE SIZE													
			107	117	127	133	137	143	147	153	157	163	167	173	177	187
970	28.0	35												431	510	
	31.5	31	36	52	74	85	107	121	151	200	255	258	336	372	440	510
	35.5	27	36	49	74	85	107	122	152	181	232	248	323	352	417	478
	40.0	24	32	45	69	85	107	110	138	158	202	229	298	311	367	444
	45.0	22	26	38	55	69	86	90	112	144	184	186	242	264	313	382
	50.0	19	25	36	55	65	82	91	114	127	162	178	232	250	296	339
	56.0	17	23	31	51	61	77	82	102	110	141	162	211	225	266	316
	63.0	15	18	26	39	47	59	63	78	104	133	131	171	191	226	275
	71.0	14	18	24	39	45	56	64	79	91	117	126	164	181	214	246
	80.0	12	16	21	37	42	53	57	71	80	102	115	150	161	190	229
	90.0	11	12	20	31	34	43	45	56	72	91	96	125	137	162	198
	100	10	12	18	28	31	39	45	56	67	85	91	119	129	153	176
	112	9	11	16	27	30	37	41	51	58	74	82	107	113	133	163
	125	8	9	14	21	25	31	33	42	51	65	68	88	96	113	138
140	7	9	13	20	23	29	33	41	48	61	64	84	91	107	123	
160	6	8	11	19	22	27	30	37	41	53	58	76			114	
870	28.0	31												390	461	
	31.5	28	32	47	66	77	96	108	135	180	230	232	302	334	395	461
	35.5	25	32	44	66	77	96	110	137	163	208	222	290	316	374	429
	40.0	22	28	40	62	77	96	99	123	142	181	205	268	279	330	399
	45.0	19	23	34	49	62	77	81	101	129	165	166	217	237	281	342
	50.0	17	23	32	49	59	73	82	102	114	145	160	208	225	266	305
	56.0	16	20	28	46	55	69	74	92	99	127	145	189	202	239	283
	63.0	14	16	23	35	42	53	56	70	93	119	118	154	172	203	247
	71.0	12	16	22	35	40	50	57	71	82	105	113	147	163	192	221
	80.0	11	14	19	33	38	47	51	64	71	91	103	134	144	171	205
	90.0	10	11	18	28	30	38	40	50	64	82	86	112	123	145	177
	100	9	11	16	25	28	35	40	50	60	76	82	106	116	137	158
	112	8	10	14	24	27	33	36	45	52	67	74	96	101	120	146
	125	7	8	13	19	22	28	30	37	46	59	61	79	86	102	124
140	6	8	12	18	21	26	30	37	43	54	58	75	81	96	110	
160	5	7	10	17	20	24	27	33	37	47	52	68			102	

## Torque Ratings – lb-in/Triple Reduction

(MULTIPLY VALUES LISTED BY 1000)

High-Speed Shaft rpm	Nom Ratio	Approx LS Shaft rpm	DRIVE SIZE													
			107	117	127	133	137	143	147	153	157	163	167	173	177	187
970	28.0	35												827	978	
	31.5	31	75	105	157	174	218	249	311	409	522	538	701	789	933	1065
	35.5	27	82	112	176	196	245	282	352	430	549	569	742	854	1010	1085
	40.0	24	81	115	179	212	265	293	365	406	518	581	757	841	995	1158
	45.0	22	77	109	161	198	248	257	321	424	542	554	722	792	937	1128
	50.0	19	82	116	181	212	265	291	363	432	551	586	763	857	1014	1090
	56.0	17	81	115	184	215	270	301	375	407	520	589	767	844	998	1162
	63.0	15	77	109	161	198	248	257	321	425	543	554	722	794	939	1124
	71.0	14	82	116	181	212	266	291	363	432	552	585	763	859	1016	1093
	80.0	12	81	115	184	216	270	301	375	408	521	590	769	846	1000	1165
	90.0	11	73	118	182	207	260	264	329	401	512	563	734	795	941	1133
	100	10	79	117	182	210	263	293	365	433	553	590	769	861	1018	1095
	112	9	81	115	186	216	270	305	380	408	521	591	770	847	1002	1166
	125	8	73	118	173	208	260	264	329	403	514	563	734	797	942	1135
140	7	80	117	181	210	263	293	365	434	553	590	769	862	1020	1096	
160	6	81	116	186	216	271	305	380	409	522	591	771			1166	
870	28.0	31												833	985	
	31.5	28	75	105	157	175	219	249	311	412	526	538	701	790	934	1073
	35.5	25	82	112	176	197	246	282	352	431	550	569	742	855	1012	1087
	40.0	22	81	115	179	213	266	293	365	406	519	581	757	842	996	1159
	45.0	19	77	109	161	198	248	257	321	425	542	554	722	793	937	1124
	50.0	17	82	116	181	212	265	291	363	432	551	586	763	858	1015	1091
	56.0	16	81	115	184	215	270	301	375	407	520	589	768	844	999	1163
	63.0	14	77	109	161	198	248	257	321	426	543	554	722	794	940	1124
	71.0	12	82	116	181	212	266	291	363	433	552	585	763	860	1017	1093
	80.0	11	81	115	184	216	270	301	375	408	521	590	769	846	1001	1165
	90.0	10	73	118	182	207	260	264	329	402	513	563	734	796	941	1134
	100	9	79	117	182	210	263	293	365	433	553	590	769	861	1019	1095
	112	8	81	116	186	216	270	305	380	409	521	591	770	847	1002	1166
	125	7	73	118	173	208	260	264	329	403	514	563	734	797	943	1136
140	6	80	117	181	210	264	293	365	434	553	591	770	862	1020	1097	
160	5	81	116	186	216	271	305	380	409	522	592	771			1166	

**Power Ratings – Hp/Triple Reduction**

High-Speed Shaft rpm	Nom Ratio	Approx LS Shaft rpm	DRIVE SIZE																
			193	197	203	207	213	217	223	227	237	243	247	253	257	263	267	273	277
970	28.0	35	648	784			1039	1288											
	31.5	31	557	673	717	784	950	1178	1147	1288	1448	1838	1995	2103	2354	2730	3239	3696	4163
	35.5	27	554	670	695	760	925	1147	1147	1288	1448	1833	1990	2060	2305	2512	2981	3509	3952
	40.0	24	477	577	679	742	705	874	1074	1206	1448	1604	1741	1890	2115	2327	2760	3235	3644
	45.0	22	392	474	577	631	647	802	779	874	1301	1405	1525	1580	1769	1992	2363	2717	3060
	50.0	19	390	471	489	535	630	781	779	874	1171	1298	1409	1458	1631	1761	2089	2416	2721
	56.0	17	333	403	478	522	513	637	751	843	1101	1134	1231	1338	1497	1630	1934	2227	2508
	63.0	15	274	331	403	440	453	561	567	637	926	1014	1101	1119	1253	1396	1657	1870	2106
	71.0	14	272	329	342	373	441	546	549	616	825	928	1007	1033	1156	1234	1464	1663	1873
	80.0	12	237	286	333	364	364	451	524	588	776	811	880	948	1060	1143	1356	1533	1727
	90.0	11	194	235	265	289	335	416	434	487	623	737	800	801	896	957	1136	1251	1409
	100	10	193	233	243	265	326	404	406	456	578	669	726	727	814	879	1044	1186	1335
	112	9	173	209	237	259	261	324	393	441	537	584	634	667	747	814	966	1093	1231
	125	8	142	172	194	212	241	299	313	351	454	526	571	565	633	693	822	924	1041
140	7	141	171	177	194	234	290	292	328	418	474	514	513	574	632	749	866	975	
160	6			173	189			282	316	388	414	449	471	527	585	694	798	899	
870	28.0	31	582	703			941	1167											
	31.5	28	500	605	643	703	854	1058	1039	1167	1312	1649	1790	1886	2111	2449	2905	3315	3734
	35.5	25	498	601	624	683	831	1031	1034	1161	1312	1649	1790	1847	2068	2253	2674	3147	3545
	40.0	22	429	518	610	666	632	784	963	1082	1312	1444	1567	1695	1897	2087	2476	2902	3268
	45.0	19	352	426	518	566	581	720	698	784	1171	1264	1372	1417	1586	1786	2119	2437	2745
	50.0	17	350	423	439	480	566	701	698	784	1050	1164	1264	1307	1463	1579	1874	2167	2440
	56.0	16	299	362	429	469	461	571	674	756	988	1017	1104	1200	1343	1462	1735	1997	2250
	63.0	14	246	297	361	395	407	504	508	571	833	912	990	1004	1124	1252	1486	1677	1889
	71.0	12	244	295	307	335	396	491	493	553	740	832	903	926	1036	1107	1313	1491	1680
	80.0	11	212	257	299	327	327	405	470	527	696	728	790	850	951	1025	1216	1375	1549
	90.0	10	174	211	238	260	301	373	390	438	560	663	719	718	804	861	1022	1127	1269
	100	9	173	209	218	238	293	363	365	409	518	600	651	652	730	789	936	1063	1198
	112	8	155	188	212	232	235	291	352	396	482	524	569	598	670	730	867	980	1104
	125	7	127	154	174	190	216	268	281	316	407	473	513	507	568	623	739	832	937
140	6	127	153	159	174	210	261	262	294	375	425	461	460	515	567	672	776	874	
160	5			155	170			253	284	348	371	403	422	473	525	622	716	806	

## Torque Ratings – lb-in/Triple Reduction

(MULTIPLY VALUES LISTED BY 1000)

High-Speed Shaft rpm	Nom Ratio	Approx LS Shaft rpm	DRIVE SIZE																
			193	197	203	207	213	217	223	227	237	243	247	253	257	263	267	273	277
970	28.0	35	1198	1448			1854	2299											
	31.5	31	1162	1405	1475	1612	1952	2420	2292	2574	3036	3778	4101	4393	4917	5646	6700	7581	8538
	35.5	27	1263	1527	1595	1744	2078	2577	2630	2953	3437	4215	4575	4872	5452	5878	6975	8095	9117
	40.0	24	1258	1521	1698	1856	1860	2306	2685	3014	3699	4219	4579	4872	5452	5878	6975	8095	9117
	45.0	22	1168	1411	1693	1851	1964	2434	2299	2581	3808	4120	4471	4665	5221	5878	6975	8095	9117
	50.0	19	1268	1533	1603	1752	2090	2591	2637	2961	3881	4258	4622	4872	5452	5878	6975	8095	9117
	56.0	17	1263	1527	1705	1864	1941	2407	2773	3114	3928	4258	4622	4872	5452	5878	6975	8095	9117
	63.0	15	1171	1416	1699	1857	1971	2444	2400	2694	3846	4161	4516	4665	5221	5878	6975	8095	9117
	71.0	14	1272	1538	1608	1758	2097	2600	2665	2992	3881	4258	4622	4872	5452	5878	6975	8095	9117
	80.0	12	1266	1530	1710	1869	1974	2448	2773	3114	3928	4258	4622	4872	5452	5878	6975	8095	9117
	90.0	11	1174	1419	1576	1722	1975	2449	2625	2948	3740	4195	4553	4741	5306	5656	6711	7594	8553
	100	10	1275	1541	1612	1762	2102	2606	2671	2999	3928	4258	4622	4872	5452	5878	6975	8095	9117
	112	9	1268	1533	1714	1873	1978	2453	2816	3161	3928	4258	4622	4872	5452	5878	6975	8095	9117
	125	8	1176	1421	1583	1730	1979	2454	2641	2966	3764	4227	4588	4741	5306	5702	6766	7685	8656
140	7	1277	1543	1614	1764	2105	2610	2676	3005	3928	4258	4622	4872	5452	5878	6975	8095	9117	
160	6		1716	1876				2816	3161	3928	4258	4622	4872	5452	5878	6975	8095	9117	
870	28.0	31	1198	1448			1873	2323											
	31.5	28	1164	1407	1475	1612	1956	2424	2316	2600	3067	3778	4101	4393	4917	5646	6700	7581	8538
	35.5	25	1265	1529	1598	1747	2082	2581	2644	2969	3473	4226	4587	4872	5452	5878	6975	8095	9117
	40.0	22	1260	1523	1700	1858	1860	2306	2685	3014	3737	4234	4596	4872	5452	5878	6975	8095	9117
	45.0	19	1169	1413	1695	1853	1966	2438	2299	2581	3820	4134	4486	4665	5221	5878	6975	8095	9117
	50.0	17	1270	1535	1605	1754	2092	2594	2637	2961	3881	4258	4622	4872	5452	5878	6975	8095	9117
	56.0	16	1264	1528	1707	1866	1941	2407	2773	3114	3928	4258	4622	4872	5452	5878	6975	8095	9117
	63.0	14	1172	1417	1700	1858	1973	2446	2400	2694	3857	4173	4529	4665	5221	5878	6975	8095	9117
	71.0	12	1273	1539	1609	1759	2099	2602	2667	2995	3881	4258	4622	4872	5452	5878	6975	8095	9117
	80.0	11	1267	1531	1712	1871	1976	2450	2773	3114	3928	4258	4622	4872	5452	5878	6975	8095	9117
	90.0	10	1175	1420	1578	1725	1977	2451	2631	2954	3749	4206	4565	4741	5306	5673	6731	7627	8590
	100	9	1276	1542	1613	1763	2103	2607	2673	3001	3928	4258	4622	4872	5452	5878	6975	8095	9117
	112	8	1269	1533	1715	1874	1979	2454	2816	3161	3928	4258	4622	4872	5452	5878	6975	8095	9117
	125	7	1176	1422	1585	1732	1980	2455	2645	2970	3770	4236	4598	4741	5306	5714	6780	7714	8688
140	6	1277	1544	1615	1765	2106	2611	2677	3006	3928	4258	4622	4872	5452	5878	6975	8095	9117	
160	5		1717	1876				2816	3161	3928	4258	4622	4872	5452	5878	6975	8095	9117	

Basic Thermal Ratings\* — Hp/Single Reduction Maximum 200°F Sump Temperature†

HSS rpm	Nom. Ratio	Auxiliary Cooling	DRIVE SIZE													
			107	117	127	133	137	143	147	153	157	163	167	173	177	187
1750	1.25	None	252	*	*	*	*	*	*	*	*	*	*	*	*	*
		Shaft Fan	N/A	N/A	N/A	N/A	N/A	N/A	N/A	N/A	N/A	N/A	N/A	N/A	N/A	N/A
		Electric Fan	423	491	640	*	*	*	*	1297	1323	*	*	*	*	*
		DuraPlate	N/A	N/A	N/A	N/A	N/A	N/A	N/A	N/A	N/A	N/A	N/A	N/A	N/A	N/A
	1.40	None	256	*	*	*	*	*	*	*	*	*	*	*	*	*
		Shaft Fan	N/A	N/A	N/A	N/A	N/A	N/A	N/A	N/A	N/A	N/A	N/A	N/A	N/A	N/A
		Electric Fan	425	499	a648	526	536	*	*	1375	1402	*	*	*	*	*
		DuraPlate	N/A	N/A	N/A	N/A	N/A	N/A	N/A	N/A	N/A	N/A	N/A	N/A	N/A	N/A
	1.60	None	256	*	*	*	*	*	*	*	*	*	*	*	*	*
		Shaft Fan	N/A	N/A	N/A	N/A	N/A	N/A	N/A	N/A	N/A	N/A	N/A	N/A	N/A	N/A
		Electric Fan	420	498	629	525	535	*	*	1372	1399	*	*	*	*	*
		DuraPlate	N/A	N/A	N/A	N/A	N/A	N/A	N/A	N/A	N/A	N/A	N/A	N/A	N/A	N/A
	1.80	None	252	252	*	*	*	*	*	*	*	*	*	*	*	*
		Shaft Fan	N/A	N/A	N/A	N/A	N/A	N/A	N/A	N/A	N/A	N/A	N/A	N/A	N/A	N/A
		Electric Fan	410	488	611	515	526	*	*	1352	1379	*	*	*	*	*
		DuraPlate	N/A	N/A	N/A	N/A	N/A	N/A	N/A	N/A	N/A	N/A	N/A	N/A	N/A	N/A
	2.00	None	245	248	*	*	*	*	*	*	*	*	*	*	*	*
		Shaft Fan	N/A	N/A	N/A	N/A	N/A	N/A	N/A	N/A	N/A	N/A	N/A	N/A	N/A	N/A
Electric Fan		396	477	590	490	500	*	*	1170	1193	*	*	1803	1839	*	
DuraPlate		N/A	N/A	N/A	N/A	N/A	N/A	N/A	N/A	N/A	N/A	N/A	N/A	N/A	N/A	
2.24	None	235	239	*	*	*	*	*	*	*	*	*	*	*	*	
	Shaft Fan	N/A	N/A	N/A	N/A	N/A	N/A	N/A	N/A	N/A	N/A	N/A	N/A	N/A	N/A	
	Electric Fan	379	455	553	521	532	*	*	1150	1173	*	*	1825	1861	*	
	DuraPlate	N/A	N/A	N/A	N/A	N/A	N/A	N/A	N/A	N/A	N/A	N/A	N/A	N/A	N/A	
2.50	None	223	231	*	*	*	*	*	*	*	*	*	*	*	*	
	Shaft Fan	N/A	N/A	N/A	N/A	N/A	N/A	N/A	N/A	N/A	N/A	N/A	N/A	N/A	N/A	
	Electric Fan	358	435	525	496	506	563	575	1106	1128	1036	1057	1830	1867	*	
	DuraPlate	N/A	N/A	1348	1216	1241	1939	1978	4475	4565	5690	5804	13051	13312	12594	
2.80	None	211	221	*	*	*	*	*	*	*	*	*	*	*	*	
	Shaft Fan	N/A	N/A	N/A	N/A	N/A	N/A	N/A	N/A	N/A	N/A	N/A	N/A	N/A	N/A	
	Electric Fan	338	413	493	439	448	496	506	1067	1089	1017	1037	1791	1827	*	
	DuraPlate	N/A	N/A	1262	1075	1096	1679	1712	4228	4313	5329	5436	12237	12482	11958	
3.15	None	200	209	*	*	*	*	*	*	*	*	*	*	*	*	
	Shaft Fan	N/A	N/A	N/A	N/A	N/A	N/A	N/A	N/A	N/A	N/A	N/A	N/A	N/A	N/A	
	Electric Fan	319	388	458	405	413	471	480	1004	1024	981	1001	1730	1765	*	
	DuraPlate	N/A	N/A	1169	981	1001	1580	1612	3920	3998	4938	5037	11391	11619	11059	
3.55	None	150	195	*	*	*	*	*	*	*	*	*	*	*	*	
	Shaft Fan	N/A	N/A	N/A	N/A	N/A	N/A	N/A	N/A	N/A	N/A	N/A	N/A	N/A	N/A	
	Electric Fan	253	361	421	412	420	443	452	998	1018	949	968	1591	1623	1501	
	DuraPlate	N/A	N/A	1071	985	1005	1456	1485	3788	3864	4489	4579	10798	11014	11786	
4.00	None	122	182	*	*	*	*	*	*	*	*	*	*	*	*	
	Shaft Fan	N/A	N/A	N/A	N/A	N/A	N/A	N/A	N/A	N/A	N/A	N/A	N/A	N/A	N/A	
	Electric Fan	201	330	352	399	407	472	481	739	754	906	924	1433	1462	1465	
	DuraPlate	N/A	N/A	888	973	992	1542	1572	2842	2899	4029	4110	9867	10064	10620	
4.50	None	116	136	*	*	*	*	*	*	*	*	*	*	*	*	
	Shaft Fan	N/A	N/A	N/A	N/A	N/A	N/A	N/A	N/A	N/A	N/A	N/A	N/A	N/A	N/A	
	Electric Fan	189	264	357	405	413	469	478	711	725	896	914	1630	1663	1488	
	DuraPlate	N/A	N/A	887	977	997	1531	1562	2678	2731	4558	4649	10122	10325	10138	
5.00	None	125	150	*	*	*	*	*	*	*	*	*	*	*	*	
	Shaft Fan	N/A	N/A	N/A	N/A	N/A	N/A	N/A	N/A	N/A	N/A	N/A	N/A	N/A	N/A	
	Electric Fan	202	279	278	379	387	425	433	668	681	1082	1104	1672	1705	1579	
	DuraPlate	N/A	N/A	749	900	918	1362	1389	2452	2501	4679	4773	9966	10166	10182	

★ Basic thermal ratings listed are based on an ambient temperature of 68°F(20°C) at sea level. Application-adjusted thermal ratings must be calculated using the application-adjusted thermal factors on page 8 before comparing to the required load. For cooling beyond the range of values listed, contact the Factory.

† Actual sump temperatures will vary based upon exact ambient conditions and load profile.

\* Contact Factory.

Basic Thermal Ratings\* — Hp/Single Reduction Maximum 200°F Sump Temperature†

HSS rpm	Nom. Ratio	Auxiliary Cooling	DRIVE SIZE								
			193	197	203	207	213	217	223	227	
1750	1.25	None	*	*	*	*	*	*	*	*	*
		Shaft Fan	N/A	N/A	N/A	N/A	N/A	N/A	N/A	N/A	N/A
		Electric Fan	*	*	*	*	*	*	*	*	*
	1.40	DuraPlate	N/A	N/A	N/A	N/A	N/A	N/A	N/A	N/A	N/A
		None	*	*	*	*	*	*	*	*	*
		Shaft Fan	N/A	N/A	N/A	N/A	N/A	N/A	N/A	N/A	N/A
	1.60	Electric Fan	*	*	*	*	*	*	*	*	*
		DuraPlate	N/A	N/A	N/A	N/A	N/A	N/A	N/A	N/A	N/A
		None	*	*	*	*	*	*	*	*	*
	1.80	Shaft Fan	N/A	N/A	N/A	N/A	N/A	N/A	N/A	N/A	N/A
		Electric Fan	*	*	*	*	*	*	*	*	*
		DuraPlate	N/A	N/A	N/A	N/A	N/A	N/A	N/A	N/A	N/A
	2.00	None	*	*	*	*	*	*	*	*	*
		Shaft Fan	N/A	N/A	N/A	N/A	N/A	N/A	N/A	N/A	N/A
		Electric Fan	*	*	*	*	*	*	*	*	*
	2.24	DuraPlate	N/A	N/A	N/A	N/A	N/A	N/A	N/A	N/A	N/A
		None	*	*	*	*	*	*	*	*	*
		Shaft Fan	N/A	N/A	N/A	N/A	N/A	N/A	N/A	N/A	N/A
	2.50	Electric Fan	*	*	*	*	*	*	*	*	*
		DuraPlate	N/A	N/A	N/A	N/A	N/A	N/A	N/A	N/A	N/A
None		*	*	*	*	*	*	*	*	*	
2.80	Shaft Fan	N/A	N/A	N/A	N/A	N/A	N/A	N/A	N/A	N/A	
	Electric Fan	2161	2204	*	*	*	*	*	*	*	
	DuraPlate	N/A	N/A	N/A	N/A	N/A	N/A	N/A	N/A	N/A	
3.15	None	*	*	*	*	*	*	*	*	*	
	Shaft Fan	N/A	N/A	N/A	N/A	N/A	N/A	N/A	N/A	N/A	
	Electric Fan	2186	2230	*	*	*	*	*	*	*	
3.55	DuraPlate	N/A	N/A	N/A	N/A	N/A	N/A	N/A	N/A	N/A	
	None	*	*	*	*	*	*	*	*	*	
	Shaft Fan	N/A	N/A	N/A	N/A	N/A	N/A	N/A	N/A	N/A	
4.00	Electric Fan	1915	1953	*	*	*	*	*	*	*	
	DuraPlate	N/A	N/A	N/A	N/A	N/A	N/A	N/A	N/A	N/A	
	None	*	*	*	*	*	*	*	*	*	
4.50	Shaft Fan	N/A	N/A	N/A	N/A	N/A	N/A	N/A	N/A	N/A	
	Electric Fan	2129	2171	1697	1731	*	*	*	*	*	
	DuraPlate	N/A	N/A	N/A	N/A	N/A	N/A	N/A	N/A	N/A	
5.00	None	*	*	*	*	*	*	*	*	*	
	Shaft Fan	N/A	N/A	N/A	N/A	N/A	N/A	N/A	N/A	N/A	
	Electric Fan	2007	2047	1938	1977	*	*	*	*	*	
	DuraPlate	N/A	N/A	N/A	N/A	N/A	N/A	N/A	N/A	N/A	
	None	*	*	*	*	*	*	*	*	*	
	Shaft Fan	N/A	N/A	N/A	N/A	N/A	N/A	N/A	N/A	N/A	
	Electric Fan	2160	2203	1853	1890	2599	2651	*	*	*	
	DuraPlate	N/A	N/A	N/A	N/A	N/A	N/A	N/A	N/A	N/A	

\* Basic thermal ratings listed are based on an ambient temperature of 68°F(20°C) at sea level. Application-adjusted thermal ratings must be calculated using the application-adjusted thermal factors on page 8 before comparing to the required load. For cooling beyond the range of values listed, contact the Factory.

† Actual sump temperatures will vary based upon exact ambient conditions and load profile.

\* Contact Factory.

Basic Thermal Ratings\* — Hp/Single Reduction Maximum 200°F Sump Temperature†

HSS rpm	Nom. Ratio	Auxiliary Cooling	DRIVE SIZE													
			107	117	127	133	137	143	147	153	157	163	167	173	177	187
1430	1.25	None	267	264	*	*	*	*	*	*	*	*	*	*	*	*
		Shaft Fan	N/A	N/A	N/A	N/A	N/A	N/A	N/A	N/A	N/A	N/A	N/A	N/A	N/A	N/A
		Electric Fan	435	517	659	560	571	667	680	1627	1660	*	*	2231	2276	*
		DuraPlate	N/A	N/A	N/A	N/A	N/A	N/A	N/A	N/A	N/A	N/A	N/A	N/A	N/A	N/A
	1.40	None	268	270	*	*	*	*	*	*	*	*	*	*	*	*
		Shaft Fan	N/A	N/A	N/A	N/A	N/A	N/A	N/A	N/A	N/A	N/A	N/A	N/A	N/A	N/A
		Electric Fan	432	517	659	560	572	682	696	1639	1672	1323	1349	2369	2417	*
		DuraPlate	N/A	N/A	N/A	N/A	N/A	N/A	N/A	N/A	N/A	N/A	N/A	N/A	N/A	N/A
	1.60	None	264	269	*	*	*	*	*	*	*	*	*	*	*	*
		Shaft Fan	N/A	N/A	N/A	N/A	N/A	N/A	N/A	N/A	N/A	N/A	N/A	N/A	N/A	N/A
		Electric Fan	422	509	635	551	562	687	701	1602	1634	1330	1356	2362	2409	*
		DuraPlate	N/A	N/A	N/A	N/A	N/A	N/A	N/A	N/A	N/A	N/A	N/A	N/A	N/A	N/A
	1.80	None	257	264	*	*	*	*	*	*	*	*	*	*	*	*
		Shaft Fan	N/A	N/A	N/A	N/A	N/A	N/A	N/A	N/A	N/A	N/A	N/A	N/A	N/A	N/A
		Electric Fan	410	494	614	534	545	675	688	1535	1565	1281	1306	2331	2378	*
		DuraPlate	N/A	N/A	N/A	N/A	N/A	N/A	N/A	N/A	N/A	N/A	N/A	N/A	N/A	N/A
	2.00	None	247	258	*	*	*	*	*	*	*	*	*	*	*	*
		Shaft Fan	N/A	N/A	N/A	N/A	N/A	N/A	N/A	N/A	N/A	N/A	N/A	N/A	N/A	N/A
		Electric Fan	393	480	589	500	510	600	612	1311	1337	1268	1293	2269	2315	*
		DuraPlate	N/A	N/A	N/A	N/A	N/A	N/A	N/A	N/A	N/A	N/A	N/A	N/A	N/A	N/A
2.24	None	236	246	298	*	*	*	*	*	*	*	*	*	*	*	
	Shaft Fan	N/A	N/A	N/A	N/A	N/A	N/A	N/A	N/A	N/A	N/A	N/A	N/A	N/A	N/A	
	Electric Fan	374	455	548	528	539	576	588	1266	1292	1229	1254	2213	2258	1863	
	DuraPlate	N/A	N/A	N/A	N/A	N/A	N/A	N/A	N/A	N/A	N/A	N/A	N/A	N/A	N/A	
2.50	None	222	235	283	*	*	*	*	*	*	*	*	*	*	*	
	Shaft Fan	N/A	N/A	N/A	N/A	N/A	N/A	N/A	N/A	N/A	N/A	N/A	N/A	N/A	N/A	
	Electric Fan	352	431	518	500	508	588	600	1189	1213	1181	1205	2144	2187	1799	
	DuraPlate	N/A	N/A	1098	994	1014	1569	1600	3636	3708	4589	4681	10650	10863	10257	
2.80	None	179	223	265	*	*	*	*	*	*	*	*	*	*	*	
	Shaft Fan	N/A	N/A	N/A	N/A	N/A	N/A	N/A	N/A	N/A	N/A	N/A	N/A	N/A	N/A	
	Electric Fan	297	408	484	437	446	510	520	1130	1152	1123	1145	2026	2066	1774	
	DuraPlate	N/A	N/A	1025	874	892	1351	1378	3423	3492	4278	4363	9944	10143	9714	
3.15	None	173	209	246	*	*	*	*	*	*	*	*	*	*	*	
	Shaft Fan	N/A	N/A	N/A	N/A	N/A	N/A	N/A	N/A	N/A	N/A	N/A	N/A	N/A	N/A	
	Electric Fan	283	381	448	400	407	479	489	1046	1067	1053	1074	1897	1935	1671	
	DuraPlate	N/A	N/A	947	795	811	1266	1292	3159	3222	3945	4024	9219	9403	8934	
3.55	None	160	160	225	*	*	*	*	*	*	*	*	*	*	*	
	Shaft Fan	N/A	N/A	N/A	N/A	N/A	N/A	N/A	N/A	N/A	N/A	N/A	N/A	N/A	N/A	
	Electric Fan	261	312	409	404	412	445	454	1004	1024	992	1011	1666	1699	1659	
	DuraPlate	N/A	N/A	865	798	814	1164	1187	3018	3078	3582	3654	8604	8776	9376	
4.00	None	124	152	*	*	*	*	*	*	*	*	*	*	*	*	
	Shaft Fan	N/A	N/A	N/A	N/A	N/A	N/A	N/A	N/A	N/A	N/A	N/A	N/A	N/A	N/A	
	Electric Fan	199	287	287	386	394	468	477	735	750	924	942	1477	1506	1560	
	DuraPlate	N/A	N/A	646	776	792	1224	1249	2245	2290	3214	3278	7806	7962	8436	
4.50	None	116	143	*	*	*	*	*	*	*	*	*	*	*	*	
	Shaft Fan	N/A	N/A	N/A	N/A	N/A	N/A	N/A	N/A	N/A	N/A	N/A	N/A	N/A	N/A	
	Electric Fan	186	265	301	310	317	462	471	700	714	892	910	1627	1659	1529	
	DuraPlate	N/A	N/A	661	705	719	1212	1236	2112	2154	3572	3643	8019	8179	8014	
5.00	None	124	153	*	*	*	*	*	*	*	433	442	636	648	*	
	Shaft Fan	N/A	N/A	N/A	N/A	N/A	N/A	N/A	N/A	N/A	N/A	N/A	N/A	N/A	N/A	
	Electric Fan	197	275	288	306	312	302	308	653	666	1066	1087	1655	1688	1593	
	DuraPlate	N/A	N/A	621	666	679	961	980	1937	1976	3693	3767	7914	8073	8056	

★ Basic thermal ratings listed are based on an ambient temperature of 68°F(20°C) at sea level. Application-adjusted thermal ratings must be calculated using the application-adjusted thermal factors on page 8 before comparing to the required load. For cooling beyond the range of values listed, contact the Factory.

† Actual sump temperatures will vary based upon exact ambient conditions and load profile.

\* Contact Factory.

Basic Thermal Ratings\* — Hp/Single Reduction Maximum 200°F Sump Temperature†

HSS rpm	Nom. Ratio	Auxiliary Cooling	DRIVE SIZE								
			193	197	203	207	213	217	223	227	
1430	1.25	None	*	*	*	*	*	*	*	*	*
		Shaft Fan	N/A	N/A	N/A	N/A	N/A	N/A	N/A	N/A	N/A
		Electric Fan	*	*	*	*	*	*	*	*	*
	1.40	DuraPlate	N/A	N/A	N/A	N/A	N/A	N/A	N/A	N/A	N/A
		None	*	*	*	*	*	*	*	*	*
		Shaft Fan	N/A	N/A	N/A	N/A	N/A	N/A	N/A	N/A	N/A
	1.60	Electric Fan	*	*	*	*	*	*	*	*	*
		DuraPlate	N/A	N/A	N/A	N/A	N/A	N/A	N/A	N/A	N/A
		None	*	*	*	*	*	*	*	*	*
	1.80	Shaft Fan	N/A	N/A	N/A	N/A	N/A	N/A	N/A	N/A	N/A
		Electric Fan	2734	2789	*	*	*	*	*	*	*
		DuraPlate	N/A	N/A	N/A	N/A	N/A	N/A	N/A	N/A	N/A
	2.00	None	*	*	*	*	*	*	*	*	*
		Shaft Fan	N/A	N/A	N/A	N/A	N/A	N/A	N/A	N/A	N/A
		Electric Fan	2809	2865	*	*	*	*	*	*	*
	2.24	DuraPlate	N/A	N/A	N/A	N/A	N/A	N/A	N/A	N/A	N/A
		None	*	*	*	*	*	*	*	*	*
		Shaft Fan	N/A	N/A	N/A	N/A	N/A	N/A	N/A	N/A	N/A
	2.50	Electric Fan	2759	2815	*	*	*	*	*	*	*
		DuraPlate	N/A	N/A	N/A	N/A	N/A	N/A	N/A	N/A	N/A
None		*	*	*	*	*	*	*	*	*	
2.80	Shaft Fan	N/A	N/A	N/A	N/A	N/A	N/A	N/A	N/A	N/A	
	Electric Fan	2686	2740	*	*	*	*	*	*	*	
	DuraPlate	N/A	N/A	N/A	N/A	N/A	N/A	N/A	N/A	N/A	
3.15	None	*	*	*	*	*	*	*	*	*	
	Shaft Fan	N/A	N/A	N/A	N/A	N/A	N/A	N/A	N/A	N/A	
	Electric Fan	2576	2627	*	*	*	*	*	*	*	
3.55	DuraPlate	N/A	N/A	N/A	N/A	N/A	N/A	N/A	N/A	N/A	
	None	*	*	*	*	*	*	*	*	*	
	Shaft Fan	N/A	N/A	N/A	N/A	N/A	N/A	N/A	N/A	N/A	
4.00	Electric Fan	2150	2193	1998	2038	2693	2746	*	*	*	
	DuraPlate	N/A	N/A	N/A	N/A	N/A	N/A	N/A	N/A	N/A	
	None	*	*	*	*	*	*	*	*	*	
4.50	Shaft Fan	N/A	N/A	N/A	N/A	N/A	N/A	N/A	N/A	N/A	
	Electric Fan	2275	2321	1987	2027	2630	2682	*	*	*	
	DuraPlate	N/A	N/A	N/A	N/A	N/A	N/A	N/A	N/A	N/A	
5.00	None	*	*	*	*	*	*	*	*	*	
	Shaft Fan	N/A	N/A	N/A	N/A	N/A	N/A	N/A	N/A	N/A	
	Electric Fan	2118	2161	2160	2203	2504	2555	2255	2300		
		DuraPlate	N/A	N/A	N/A	N/A	N/A	N/A	N/A	N/A	
		None	*	*	*	*	*	*	*	*	
		Shaft Fan	N/A	N/A	N/A	N/A	N/A	N/A	N/A	N/A	
		Electric Fan	2239	2284	2026	2066	2911	2970	2195	2238	
		DuraPlate	N/A	N/A	N/A	N/A	N/A	N/A	N/A	N/A	

\* Basic thermal ratings listed are based on an ambient temperature of 68°F(20°C) at sea level. Application-adjusted thermal ratings must be calculated using the application-adjusted thermal factors on page 8 before comparing to the required load. For cooling beyond the range of values listed, contact the Factory.

† Actual sump temperatures will vary based upon exact ambient conditions and load profile.

\* Contact Factory.

Basic Thermal Ratings\* — Hp/Single Reduction Maximum 200°F Sump Temperature†

HSS rpm	Nom. Ratio	Auxiliary Cooling	DRIVE SIZE													
			107	117	127	133	137	143	147	153	157	163	167	173	177	187
1170	1.25	None	273	282	358	*	*	*	*	*	*	*	*	*	*	*
		Shaft Fan	N/A	N/A	N/A	N/A	N/A	N/A	N/A	N/A	N/A	N/A	N/A	N/A	N/A	N/A
		Electric Fan	434	526	652	575	587	735	750	1781	1817	1542	1573	2774	2829	2382
		DuraPlate	N/A	N/A	N/A	N/A	N/A	N/A	N/A	N/A	N/A	N/A	N/A	N/A	N/A	N/A
	1.40	None	271	281	358	*	*	*	*	*	*	*	*	*	*	*
		Shaft Fan	N/A	N/A	N/A	N/A	N/A	N/A	N/A	N/A	N/A	N/A	N/A	N/A	N/A	N/A
		Electric Fan	429	520	648	566	578	733	748	1753	1788	1544	1574	2773	2828	2382
		DuraPlate	N/A	N/A	N/A	N/A	N/A	N/A	N/A	N/A	N/A	N/A	N/A	N/A	N/A	N/A
	1.60	None	263	276	344	*	*	*	*	710	724	*	*	*	*	*
		Shaft Fan	N/A	N/A	N/A	N/A	N/A	N/A	N/A	N/A	N/A	N/A	N/A	N/A	N/A	N/A
		Electric Fan	415	507	619	550	561	717	731	1693	1727	1498	1528	2686	2740	2378
		DuraPlate	N/A	N/A	N/A	N/A	N/A	N/A	N/A	N/A	N/A	N/A	N/A	N/A	N/A	N/A
	1.80	None	255	267	332	*	*	*	*	681	695	*	*	*	*	*
		Shaft Fan	N/A	N/A	N/A	N/A	N/A	N/A	N/A	N/A	N/A	N/A	N/A	N/A	N/A	N/A
		Electric Fan	400	487	596	529	539	694	708	1596	1628	1415	1443	2609	2661	2272
		DuraPlate	N/A	N/A	N/A	N/A	N/A	N/A	N/A	N/A	N/A	N/A	N/A	N/A	N/A	N/A
2.00	None	217	259	318	*	*	*	*	573	585	*	*	*	*	*	
	Shaft Fan	N/A	N/A	N/A	N/A	N/A	N/A	N/A	N/A	N/A	N/A	N/A	N/A	N/A	N/A	
	Electric Fan	353	470	569	491	500	611	623	1353	1380	1365	1392	2474	2523	2208	
	DuraPlate	N/A	N/A	N/A	N/A	N/A	N/A	N/A	N/A	N/A	N/A	N/A	N/A	N/A	N/A	
2.24	None	208	244	294	*	*	*	*	554	565	*	*	*	*	*	
	Shaft Fan	N/A	N/A	N/A	N/A	N/A	N/A	N/A	N/A	N/A	N/A	N/A	N/A	N/A	N/A	
	Electric Fan	336	443	528	515	525	579	590	1294	1320	1299	1325	2371	2418	2122	
	DuraPlate	N/A	N/A	N/A	N/A	N/A	N/A	N/A	N/A	N/A	N/A	N/A	N/A	N/A	N/A	
2.50	None	197	198	277	*	*	*	*	519	529	*	*	*	*	*	
	Shaft Fan	N/A	N/A	N/A	N/A	N/A	N/A	N/A	N/A	N/A	N/A	N/A	N/A	N/A	N/A	
	Electric Fan	318	378	496	482	491	584	595	1197	1221	1226	1250	2257	2302	1984	
	DuraPlate	N/A	N/A	852	775	791	1206	1230	2796	2852	3483	3553	8226	8390	7878	
2.80	None	188	191	258	*	*	*	*	492	502	*	*	*	*	*	
	Shaft Fan	N/A	N/A	N/A	N/A	N/A	N/A	N/A	N/A	N/A	N/A	N/A	N/A	N/A	N/A	
	Electric Fan	300	361	462	421	429	501	511	1127	1150	1145	1168	2094	2136	1910	
	DuraPlate	N/A	N/A	793	678	692	1032	1053	2625	2677	3232	3297	7646	7799	7447	
3.15	None	178	182	193	*	*	*	*	453	462	*	*	*	*	*	
	Shaft Fan	N/A	N/A	N/A	N/A	N/A	N/A	N/A	N/A	N/A	N/A	N/A	N/A	N/A	N/A	
	Electric Fan	284	340	373	382	389	467	477	1034	1055	1057	1078	1929	1968	1751	
	DuraPlate	N/A	N/A	665	614	627	964	983	2411	2459	2968	3027	7058	7199	6810	
3.55	None	162	171	183	*	*	*	*	432	441	*	*	*	*	*	
	Shaft Fan	N/A	N/A	N/A	N/A	N/A	N/A	N/A	N/A	N/A	N/A	N/A	N/A	N/A	N/A	
	Electric Fan	258	318	348	319	326	431	439	970	989	979	999	1650	1683	1693	
	DuraPlate	N/A	N/A	617	560	572	883	901	2275	2321	2694	2748	6465	6595	7016	
4.00	None	120	155	157	*	*	*	*	*	*	*	*	*	*	*	
	Shaft Fan	N/A	N/A	N/A	N/A	N/A	N/A	N/A	N/A	N/A	N/A	N/A	N/A	N/A	N/A	
	Electric Fan	190	281	292	317	324	351	358	705	719	900	918	1448	1477	1559	
	DuraPlate	N/A	N/A	513	549	560	830	846	1677	1711	2420	2468	5817	5933	6310	
4.50	None	112	142	164	*	*	*	*	*	*	*	*	620	632	*	
	Shaft Fan	N/A	N/A	N/A	N/A	N/A	N/A	N/A	N/A	N/A	N/A	N/A	N/A	N/A	N/A	
	Electric Fan	176	256	300	329	335	356	363	503	513	853	870	1561	1592	1493	
	DuraPlate	N/A	N/A	521	560	571	829	845	1419	1448	2633	2686	5989	6109	5962	
5.00	None	118	149	156	148	151	*	*	*	*	429	438	637	650	*	
	Shaft Fan	N/A	N/A	N/A	N/A	N/A	N/A	N/A	N/A	N/A	N/A	N/A	N/A	N/A	N/A	
	Electric Fan	186	262	283	314	320	339	346	498	508	1013	1034	1581	1613	1538	
	DuraPlate	N/A	N/A	487	525	535	756	771	1334	1361	2749	2804	5931	6050	6004	

★ Basic thermal ratings listed are based on an ambient temperature of 68°F(20°C) at sea level. Application-adjusted thermal ratings must be calculated using the application-adjusted thermal factors on page 8 before comparing to the required load. For cooling beyond the range of values listed, contact the Factory.

† Actual sump temperatures will vary based upon exact ambient conditions and load profile.

\* Contact Factory.

Basic Thermal Ratings\* — Hp/Single Reduction Maximum 200°F Sump Temperature†

HSS rpm	Nom. Ratio	Auxiliary Cooling	DRIVE SIZE								
			193	197	203	207	213	217	223	227	
1170	1.25	None	*	*	*	*	*	*	*	*	*
		Shaft Fan	N/A	N/A	N/A	N/A	N/A	N/A	N/A	N/A	N/A
		Electric Fan	3490	3559	*	*	*	*	*	*	*
	1.40	DuraPlate	N/A	N/A	N/A	N/A	N/A	N/A	N/A	N/A	N/A
		None	*	*	*	*	*	*	*	*	*
		Shaft Fan	N/A	N/A	N/A	N/A	N/A	N/A	N/A	N/A	N/A
	1.60	Electric Fan	3581	3652	*	*	*	*	*	*	*
		DuraPlate	N/A	N/A	N/A	N/A	N/A	N/A	N/A	N/A	N/A
		None	*	*	*	*	*	*	*	*	*
	1.80	Shaft Fan	N/A	N/A	N/A	N/A	N/A	N/A	N/A	N/A	N/A
		Electric Fan	3431	3500	2744	2799	*	*	*	*	*
		DuraPlate	N/A	N/A	N/A	N/A	N/A	N/A	N/A	N/A	N/A
	2.00	None	*	*	*	*	*	*	*	*	*
		Shaft Fan	N/A	N/A	N/A	N/A	N/A	N/A	N/A	N/A	N/A
		Electric Fan	3361	3428	2719	2774	*	*	*	*	*
	2.24	DuraPlate	N/A	N/A	N/A	N/A	N/A	N/A	N/A	N/A	N/A
		None	*	*	*	*	*	*	*	*	*
		Shaft Fan	N/A	N/A	N/A	N/A	N/A	N/A	N/A	N/A	N/A
	2.50	Electric Fan	3239	3304	2624	2677	3380	3447	*	*	*
		DuraPlate	N/A	N/A	N/A	N/A	N/A	N/A	N/A	N/A	N/A
None		*	*	*	*	*	*	*	*	*	
2.80	Shaft Fan	N/A	N/A	N/A	N/A	N/A	N/A	N/A	N/A	N/A	
	Electric Fan	3094	3156	2561	2612	3325	3391	*	*	*	
	DuraPlate	N/A	N/A	N/A	N/A	N/A	N/A	N/A	N/A	N/A	
3.15	None	*	*	*	*	*	*	*	*	*	
	Shaft Fan	N/A	N/A	N/A	N/A	N/A	N/A	N/A	N/A	N/A	
	Electric Fan	2925	2983	2471	2520	3232	3296	*	*	*	
3.55	DuraPlate	N/A	N/A	N/A	N/A	N/A	N/A	N/A	N/A	N/A	
	None	*	*	*	*	*	*	*	*	*	
	Shaft Fan	N/A	N/A	N/A	N/A	N/A	N/A	N/A	N/A	N/A	
4.00	Electric Fan	2731	2785	2394	2442	3096	3158	2726	2781	2781	
	DuraPlate	N/A	N/A	N/A	N/A	N/A	N/A	N/A	N/A	N/A	
	None	*	*	*	*	*	*	*	*	*	
4.50	Shaft Fan	N/A	N/A	N/A	N/A	N/A	N/A	N/A	N/A	N/A	
	Electric Fan	2222	2266	2239	2284	3084	3145	2789	2845	2845	
	DuraPlate	N/A	N/A	N/A	N/A	N/A	N/A	N/A	N/A	N/A	
5.00	None	*	*	*	*	*	*	*	*	*	
	Shaft Fan	N/A	N/A	N/A	N/A	N/A	N/A	N/A	N/A	N/A	
	Electric Fan	2284	2330	2094	2136	2847	2904	2767	2822	2822	
5.00	DuraPlate	N/A	N/A	N/A	N/A	N/A	N/A	N/A	N/A	N/A	
	None	*	*	*	*	*	*	*	*	*	
	Shaft Fan	N/A	N/A	N/A	N/A	N/A	N/A	N/A	N/A	N/A	
5.00	Electric Fan	2110	2152	2218	2262	2653	2706	2601	2653	2653	
	DuraPlate	N/A	N/A	N/A	N/A	N/A	N/A	N/A	N/A	N/A	
	None	*	*	*	*	*	*	*	*	*	
5.00	Shaft Fan	N/A	N/A	N/A	N/A	N/A	N/A	N/A	N/A	N/A	
	Electric Fan	2207	2251	2057	2099	2994	3054	2448	2497	2497	
	DuraPlate	N/A	N/A	N/A	N/A	N/A	N/A	N/A	N/A	N/A	

\* Basic thermal ratings listed are based on an ambient temperature of 68°F(20°C) at sea level. Application-adjusted thermal ratings must be calculated using the application-adjusted thermal factors on page 8 before comparing to the required load. For cooling beyond the range of values listed, contact the Factory.

† Actual sump temperatures will vary based upon exact ambient conditions and load profile.

\* Contact Factory.

Basic Thermal Ratings\* — Hp/Single Reduction Maximum 200°F Sump Temperature†

HSS rpm	Nom. Ratio	Auxiliary Cooling	DRIVE SIZE													
			107	117	127	133	137	143	147	153	157	163	167	173	177	187
970	1.25	None	272	285	354	*	*	*	*	791	807	*	*	*	*	*
		Shaft Fan	N/A	N/A	N/A	N/A	N/A	N/A	N/A	N/A	N/A	N/A	N/A	N/A	N/A	N/A
		Electric Fan	427	521	633	567	578	746	761	1795	1831	1609	1641	2910	2968	2614
		DuraPlate	N/A	N/A	N/A	N/A	N/A	N/A	N/A	N/A	N/A	N/A	N/A	N/A	N/A	N/A
	1.40	None	268	282	352	*	*	*	*	782	797	*	*	*	*	*
		Shaft Fan	N/A	N/A	N/A	N/A	N/A	N/A	N/A	N/A	N/A	N/A	N/A	N/A	N/A	N/A
		Electric Fan	419	511	626	554	565	736	751	1749	1784	1586	1617	2851	2908	2548
		DuraPlate	N/A	N/A	N/A	N/A	N/A	N/A	N/A	N/A	N/A	N/A	N/A	N/A	N/A	N/A
	1.60	None	240	274	336	*	*	*	*	757	772	*	*	*	*	*
		Shaft Fan	N/A	N/A	N/A	N/A	N/A	N/A	N/A	N/A	N/A	N/A	N/A	N/A	N/A	N/A
		Electric Fan	384	495	596	535	546	709	723	1680	1714	1518	1549	2733	2788	2502
		DuraPlate	N/A	N/A	N/A	N/A	N/A	N/A	N/A	N/A	N/A	N/A	N/A	N/A	N/A	N/A
	1.80	None	232	233	323	*	*	*	*	715	729	*	*	*	*	*
		Shaft Fan	N/A	N/A	N/A	N/A	N/A	N/A	N/A	N/A	N/A	N/A	N/A	N/A	N/A	N/A
		Electric Fan	369	438	572	512	522	683	697	1528	1558	1423	1452	2638	2691	2366
		DuraPlate	N/A	N/A	N/A	N/A	N/A	N/A	N/A	N/A	N/A	N/A	N/A	N/A	N/A	N/A
	2.00	None	222	227	308	*	*	*	*	597	609	*	*	968	987	*
		Shaft Fan	N/A	N/A	N/A	N/A	N/A	N/A	N/A	N/A	N/A	N/A	N/A	N/A	N/A	N/A
		Electric Fan	353	424	545	472	481	597	609	1328	1354	1359	1386	2477	2527	2267
		DuraPlate	N/A	N/A	N/A	N/A	N/A	N/A	N/A	N/A	N/A	N/A	N/A	N/A	N/A	N/A
2.24	None	211	215	238	*	*	*	*	572	583	*	*	929	948	*	
	Shaft Fan	N/A	N/A	N/A	N/A	N/A	N/A	N/A	N/A	N/A	N/A	N/A	N/A	N/A	N/A	
	Electric Fan	334	400	449	500	504	563	574	1265	1290	1284	1310	2358	2406	2156	
	DuraPlate	N/A	N/A	N/A	N/A	N/A	N/A	N/A	N/A	N/A	N/A	N/A	N/A	N/A	N/A	
2.50	None	198	206	228	*	*	*	*	529	539	*	*	886	903	*	
	Shaft Fan	N/A	N/A	N/A	N/A	N/A	N/A	N/A	N/A	N/A	N/A	N/A	N/A	N/A	N/A	
	Electric Fan	313	380	427	388	396	564	576	1163	1186	1203	1227	2230	2275	1993	
	DuraPlate	N/A	N/A	636	574	585	972	991	2247	2292	2764	2819	6623	6756	6304	
2.80	None	186	196	216	*	*	*	*	498	508	*	*	819	835	*	
	Shaft Fan	N/A	N/A	N/A	N/A	N/A	N/A	N/A	N/A	N/A	N/A	N/A	N/A	N/A	N/A	
	Electric Fan	295	359	402	346	353	481	491	1091	1112	1116	1138	2054	2096	1901	
	DuraPlate	N/A	N/A	599	506	516	829	845	2105	2147	2558	2609	6136	6259	5953	
3.15	None	176	184	203	*	*	*	*	455	464	*	*	751	766	*	
	Shaft Fan	N/A	N/A	N/A	N/A	N/A	N/A	N/A	N/A	N/A	N/A	N/A	N/A	N/A	N/A	
	Electric Fan	277	337	375	322	328	363	371	997	1016	1023	1043	1880	1917	1725	
	DuraPlate	N/A	N/A	559	465	474	695	709	1927	1966	2342	2389	5646	5759	5422	
3.55	None	158	171	189	*	*	*	*	*	*	*	*	631	643	*	
	Shaft Fan	N/A	N/A	N/A	N/A	N/A	N/A	N/A	N/A	N/A	N/A	N/A	N/A	N/A	N/A	
	Electric Fan	249	312	346	329	336	348	355	714	728	942	961	1591	1623	1651	
	DuraPlate	N/A	N/A	514	471	481	649	662	1612	1644	2128	2170	5095	5197	5505	
4.00	None	115	150	156	*	*	*	*	*	*	*	*	546	557	*	
	Shaft Fan	N/A	N/A	N/A	N/A	N/A	N/A	N/A	N/A	N/A	N/A	N/A	N/A	N/A	N/A	
	Electric Fan	180	269	284	318	324	373	380	546	556	634	647	1389	1417	1507	
	DuraPlate	N/A	N/A	421	453	462	686	700	1206	1230	1713	1748	4554	4645	4952	
4.50	None	106	137	161	156	159	174	178	*	*	*	*	*	*	*	
	Shaft Fan	N/A	N/A	N/A	N/A	N/A	N/A	N/A	N/A	N/A	N/A	N/A	N/A	N/A	N/A	
	Electric Fan	166	243	289	325	331	372	379	541	552	611	624	1128	1151	1427	
	DuraPlate	N/A	N/A	427	459	469	680	694	1158	1181	1837	1874	4366	4453	4660	
5.00	None	112	143	152	150	153	165	168	*	223	272	277	379	387	*	
	Shaft Fan	N/A	N/A	N/A	N/A	N/A	N/A	N/A	N/A	N/A	N/A	N/A	N/A	N/A	N/A	
	Electric Fan	175	249	271	306	312	343	350	519	530	777	792	1195	1219	1044	
	DuraPlate	N/A	N/A	398	430	438	614	627	1082	1104	1988	2028	4389	4477	4298	

★ Basic thermal ratings listed are based on an ambient temperature of 68°F(20°C) at sea level. Application-adjusted thermal ratings must be calculated using the application-adjusted thermal factors on page 8 before comparing to the required load. For cooling beyond the range of values listed, contact the Factory.

† Actual sump temperatures will vary based upon exact ambient conditions and load profile.

\* Contact Factory.

Basic Thermal Ratings\* — Hp/Single Reduction Maximum 200°F Sump Temperature†

HSS rpm	Nom. Ratio	Auxiliary Cooling	DRIVE SIZE								
			193	197	203	207	213	217	223	227	
970	1.25	None	*	*	*	*	*	*	*	*	*
		Shaft Fan	N/A	N/A	N/A	N/A	N/A	N/A	N/A	N/A	N/A
		Electric Fan	3926	4005	3092	3154	3979	4058	*	*	*
		DuraPlate	N/A	N/A	N/A	N/A	N/A	N/A	N/A	N/A	N/A
	1.40	None	*	*	*	*	*	*	*	*	*
		Shaft Fan	N/A	N/A	N/A	N/A	N/A	N/A	N/A	N/A	N/A
		Electric Fan	3922	4000	3264	3330	4161	4245	*	*	*
		DuraPlate	N/A	N/A	N/A	N/A	N/A	N/A	N/A	N/A	N/A
	1.60	None	*	*	*	*	*	*	*	*	*
		Shaft Fan	N/A	N/A	N/A	N/A	N/A	N/A	N/A	N/A	N/A
		Electric Fan	3821	3897	3244	3309	4223	4307	*	*	*
		DuraPlate	N/A	N/A	N/A	N/A	N/A	N/A	N/A	N/A	N/A
	1.80	None	*	*	*	*	*	*	*	*	*
		Shaft Fan	N/A	N/A	N/A	N/A	N/A	N/A	N/A	N/A	N/A
		Electric Fan	3618	3690	3158	3221	4042	4123	3448	3517	3517
		DuraPlate	N/A	N/A	N/A	N/A	N/A	N/A	N/A	N/A	N/A
	2.00	None	*	*	*	*	*	*	*	*	*
		Shaft Fan	N/A	N/A	N/A	N/A	N/A	N/A	N/A	N/A	N/A
		Electric Fan	3487	3557	3058	3119	4001	4081	3441	3510	3510
		DuraPlate	N/A	N/A	N/A	N/A	N/A	N/A	N/A	N/A	N/A
2.24	None	*	*	*	*	*	*	*	*	*	
	Shaft Fan	N/A	N/A	N/A	N/A	N/A	N/A	N/A	N/A	N/A	
	Electric Fan	3321	3387	2875	2933	3787	3863	3398	3466	3466	
	DuraPlate	N/A	N/A	N/A	N/A	N/A	N/A	N/A	N/A	N/A	
2.50	None	*	*	*	*	*	*	*	*	*	
	Shaft Fan	N/A	N/A	N/A	N/A	N/A	N/A	N/A	N/A	N/A	
	Electric Fan	3136	3199	2743	2798	3624	3696	3336	3403	3403	
	DuraPlate	N/A	N/A	N/A	N/A	N/A	N/A	N/A	N/A	N/A	
2.80	None	*	*	*	*	*	*	*	*	*	
	Shaft Fan	N/A	N/A	N/A	N/A	N/A	N/A	N/A	N/A	N/A	
	Electric Fan	2932	2991	2591	2643	3432	3501	3242	3306	3306	
	DuraPlate	N/A	N/A	N/A	N/A	N/A	N/A	N/A	N/A	N/A	
3.15	None	*	*	*	*	*	*	*	*	*	
	Shaft Fan	N/A	N/A	N/A	N/A	N/A	N/A	N/A	N/A	N/A	
	Electric Fan	2710	2764	2467	2516	3211	3275	3111	3173	3173	
	DuraPlate	N/A	N/A	N/A	N/A	N/A	N/A	N/A	N/A	N/A	
3.55	None	*	*	*	*	*	*	*	*	*	
	Shaft Fan	N/A	N/A	N/A	N/A	N/A	N/A	N/A	N/A	N/A	
	Electric Fan	2182	2226	2266	2311	3139	3202	3052	3113	3113	
	DuraPlate	N/A	N/A	N/A	N/A	N/A	N/A	N/A	N/A	N/A	
4.00	None	*	*	*	*	*	*	*	*	*	
	Shaft Fan	N/A	N/A	N/A	N/A	N/A	N/A	N/A	N/A	N/A	
	Electric Fan	2216	2260	2069	2111	2840	2897	2910	2968	2968	
	DuraPlate	N/A	N/A	N/A	N/A	N/A	N/A	N/A	N/A	N/A	
4.50	None	*	*	*	*	*	*	*	*	*	
	Shaft Fan	N/A	N/A	N/A	N/A	N/A	N/A	N/A	N/A	N/A	
	Electric Fan	2039	2080	2170	2214	2624	2676	2653	2706	2706	
	DuraPlate	N/A	N/A	N/A	N/A	N/A	N/A	N/A	N/A	N/A	
5.00	None	*	*	*	*	*	*	*	*	*	
	Shaft Fan	N/A	N/A	N/A	N/A	N/A	N/A	N/A	N/A	N/A	
	Electric Fan	2125	2167	2004	2044	2929	2988	2466	2516	2516	
	DuraPlate	N/A	N/A	N/A	N/A	N/A	N/A	N/A	N/A	N/A	

\* Basic thermal ratings listed are based on an ambient temperature of 68°F(20°C) at sea level. Application-adjusted thermal ratings must be calculated using the application-adjusted thermal factors on page 8 before comparing to the required load. For cooling beyond the range of values listed, contact the Factory.

† Actual sump temperatures will vary based upon exact ambient conditions and load profile.

\* Contact Factory.

Basic Thermal Ratings\* — Hp/Single Reduction Maximum 200°F Sump Temperature†

HSS rpm	Nom. Ratio	Auxiliary Cooling	DRIVE SIZE														
			107	117	127	133	137	143	147	153	157	163	167	173	177	187	
870	1.25	None	256	284	348	*	*	*	*	806	822	*	*	*	*	*	
		Shaft Fan	N/A	N/A	N/A	N/A	N/A	N/A	N/A	N/A	N/A	N/A	N/A	N/A	N/A	N/A	N/A
		Electric Fan	406	514	618	557	568	741	755	1775	1810	1608	1640	2916	2974	2657	
		DuraPlate	N/A	N/A	N/A	N/A	N/A	N/A	N/A	N/A	N/A	N/A	N/A	N/A	N/A	N/A	N/A
	1.40	None	251	280	345	*	*	*	*	790	806	*	*	*	*	*	
		Shaft Fan	N/A	N/A	N/A	N/A	N/A	N/A	N/A	N/A	N/A	N/A	N/A	N/A	N/A	N/A	N/A
		Electric Fan	397	503	610	542	553	728	742	1723	1757	1577	1608	2837	2894	2568	
		DuraPlate	N/A	N/A	N/A	N/A	N/A	N/A	N/A	N/A	N/A	N/A	N/A	N/A	N/A	N/A	N/A
	1.60	None	241	247	329	*	*	*	*	762	777	*	*	1080	1101	*	
		Shaft Fan	N/A	N/A	N/A	N/A	N/A	N/A	N/A	N/A	N/A	N/A	N/A	N/A	N/A	N/A	N/A
		Electric Fan	381	458	580	523	533	700	711	1652	1685	1502	1532	2710	2764	2508	
		DuraPlate	N/A	N/A	N/A	N/A	N/A	N/A	N/A	N/A	N/A	N/A	N/A	N/A	N/A	N/A	N/A
	1.80	None	232	238	316	*	*	*	*	716	730	*	*	1046	1067	*	
		Shaft Fan	N/A	N/A	N/A	N/A	N/A	N/A	N/A	N/A	N/A	N/A	N/A	N/A	N/A	N/A	N/A
		Electric Fan	366	438	556	500	509	670	683	1542	1573	1404	1432	2609	2662	2363	
		DuraPlate	N/A	N/A	N/A	N/A	N/A	N/A	N/A	N/A	N/A	N/A	N/A	N/A	N/A	N/A	N/A
	2.00	None	221	230	261	*	*	*	*	597	608	*	*	988	1008	*	
		Shaft Fan	N/A	N/A	N/A	N/A	N/A	N/A	N/A	N/A	N/A	N/A	N/A	N/A	N/A	N/A	N/A
		Electric Fan	349	423	483	459	468	585	596	1299	1325	1336	1363	2442	2491	2253	
		DuraPlate	N/A	N/A	N/A	N/A	N/A	N/A	N/A	N/A	N/A	N/A	N/A	N/A	N/A	N/A	N/A
2.24	None	209	217	244	*	*	*	*	569	580	*	*	943	962	*		
	Shaft Fan	N/A	N/A	N/A	N/A	N/A	N/A	N/A	N/A	N/A	N/A	N/A	N/A	N/A	N/A	N/A	
	Electric Fan	330	398	450	418	426	549	560	1236	1261	1259	1284	2319	2365	2135		
	DuraPlate	N/A	N/A	N/A	N/A	N/A	N/A	N/A	N/A	N/A	N/A	N/A	N/A	N/A	N/A	N/A	
2.50	None	196	206	232	*	*	*	*	524	535	*	*	894	912	*		
	Shaft Fan	N/A	N/A	N/A	N/A	N/A	N/A	N/A	N/A	N/A	N/A	N/A	N/A	N/A	N/A	N/A	
	Electric Fan	308	377	425	396	404	449	458	1134	1156	1176	1200	2187	2231	1966		
	DuraPlate	N/A	N/A	579	523	534	770	785	1982	2022	2416	2465	5833	5949	5529		
2.80	None	184	195	219	*	*	*	*	492	502	*	*	821	838	*		
	Shaft Fan	N/A	N/A	N/A	N/A	N/A	N/A	N/A	N/A	N/A	N/A	N/A	N/A	N/A	N/A	N/A	
	Electric Fan	289	355	399	350	356	395	403	1062	1083	1088	1110	2010	2050	1869		
	DuraPlate	N/A	N/A	543	460	469	667	680	1855	1892	2233	2278	5394	5502	5219		
3.15	None	173	182	204	*	*	*	*	*	*	*	*	749	764	*		
	Shaft Fan	N/A	N/A	N/A	N/A	N/A	N/A	N/A	N/A	N/A	N/A	N/A	N/A	N/A	N/A	N/A	
	Electric Fan	271	331	370	322	328	375	382	766	781	995	1015	1834	1871	1689		
	DuraPlate	N/A	N/A	504	420	428	627	640	1521	1551	2042	2083	4954	5053	4742		
3.55	None	155	169	188	*	*	*	*	298	304	*	*	622	635	*		
	Shaft Fan	N/A	N/A	0	N/A	N/A	N/A	N/A	N/A	N/A	N/A	N/A	N/A	N/A	N/A	N/A	
	Electric Fan	244	306	339	327	334	354	361	746	761	685	699	1546	1577	1611		
	DuraPlate	N/A	N/A	462	424	433	582	594	1448	1476	1652	1685	4433	4522	4776		
4.00	None	111	147	154	151	154	180	183	229	234	*	*	*	*	*		
	Shaft Fan	N/A	N/A	N/A	N/A	N/A	N/A	N/A	N/A	N/A	N/A	N/A	N/A	N/A	N/A	N/A	
	Electric Fan	174	261	277	313	319	375	382	559	571	674	687	1053	1074	1466		
	DuraPlate	N/A	N/A	376	405	413	612	624	1074	1096	1531	1562	3665	3738	4297		
4.50	None	103	133	158	155	158	179	183	232	237	*	*	393	401	*		
	Shaft Fan	N/A	N/A	N/A	N/A	N/A	N/A	N/A	N/A	N/A	N/A	N/A	N/A	N/A	N/A	N/A	
	Electric Fan	161	235	281	318	324	371	379	546	557	640	653	1182	1206	1018		
	DuraPlate	N/A	N/A	381	410	418	605	617	1026	1046	1627	1660	3846	3923	4036		
5.00	None	108	138	149	148	151	166	170	226	231	300	306	431	439	*		
	Shaft Fan	N/A	N/A	N/A	N/A	N/A	N/A	N/A	N/A	N/A	N/A	N/A	N/A	N/A	N/A	N/A	
	Electric Fan	169	241	263	300	305	339	345	518	529	796	812	1233	1258	1118		
	DuraPlate	N/A	N/A	355	383	390	544	555	957	976	1758	1793	3865	3942	3795		

★ Basic thermal ratings listed are based on an ambient temperature of 68°F(20°C) at sea level. Application-adjusted thermal ratings must be calculated using the application-adjusted thermal factors on page 8 before comparing to the required load. For cooling beyond the range of values listed, contact the Factory.

† Actual sump temperatures will vary based upon exact ambient conditions and load profile.

\* Contact Factory.

Basic Thermal Ratings\* — Hp/Single Reduction Maximum 200°F Sump Temperature†

HSS rpm	Nom. Ratio	Auxiliary Cooling	DRIVE SIZE								
			193	197	203	207	213	217	223	227	
870	1.25	None	*	*	*	*	*	*	*	*	*
		Shaft Fan	N/A	N/A	N/A	N/A	N/A	N/A	N/A	N/A	N/A
		Electric Fan	4027	4108	3344	3411	4385	4473	3631	3703	
		DuraPlate	N/A	N/A	N/A	N/A	N/A	N/A	N/A	N/A	
	1.40	None	*	*	*	*	*	*	*	*	*
		Shaft Fan	N/A	N/A	N/A	N/A	N/A	N/A	N/A	N/A	
		Electric Fan	3989	4068	3448	3517	4443	4532	3817	3893	
		DuraPlate	N/A	N/A	N/A	N/A	N/A	N/A	N/A	N/A	
	1.60	None	*	*	*	*	*	*	*	*	*
		Shaft Fan	N/A	N/A	N/A	N/A	N/A	N/A	N/A	N/A	
		Electric Fan	3852	3929	3368	3436	4428	4517	3897	3975	
		DuraPlate	N/A	N/A	N/A	N/A	N/A	N/A	N/A	N/A	
	1.80	None	*	*	*	*	*	*	*	*	*
		Shaft Fan	N/A	N/A	N/A	N/A	N/A	N/A	N/A	N/A	
		Electric Fan	3632	3704	3258	3323	4201	4285	3882	3960	
		DuraPlate	N/A	N/A	N/A	N/A	N/A	N/A	N/A	N/A	
	2.00	None	*	*	*	*	*	*	*	*	*
		Shaft Fan	N/A	N/A	N/A	N/A	N/A	N/A	N/A	N/A	
		Electric Fan	3481	3551	3132	3195	4128	4210	3806	3882	
		DuraPlate	N/A	N/A	N/A	N/A	N/A	N/A	N/A	N/A	
	2.24	None	*	*	*	*	*	*	*	*	*
		Shaft Fan	N/A	N/A	N/A	N/A	N/A	N/A	N/A	N/A	
		Electric Fan	3302	3368	2920	2979	3869	3946	3658	3731	
		DuraPlate	N/A	N/A	N/A	N/A	N/A	N/A	N/A	N/A	
2.50	None	*	*	*	*	*	*	*	*	*	
	Shaft Fan	N/A	N/A	N/A	N/A	N/A	N/A	N/A	N/A		
	Electric Fan	3105	3168	2766	2821	3670	3743	3531	3602		
	DuraPlate	N/A	N/A	N/A	N/A	N/A	N/A	N/A	N/A		
2.80	None	*	*	*	*	*	*	*	*	*	
	Shaft Fan	N/A	N/A	N/A	N/A	N/A	N/A	N/A	N/A		
	Electric Fan	2892	2950	2594	2645	3447	3516	3377	3445		
	DuraPlate	N/A	N/A	N/A	N/A	N/A	N/A	N/A	N/A		
3.15	None	*	*	*	*	*	*	*	*	*	
	Shaft Fan	N/A	N/A	N/A	N/A	N/A	N/A	N/A	N/A		
	Electric Fan	2663	2716	2454	2503	3200	3264	3194	3258		
	DuraPlate	N/A	N/A	N/A	N/A	N/A	N/A	N/A	N/A		
3.55	None	*	*	*	*	*	*	*	*	*	
	Shaft Fan	N/A	N/A	N/A	N/A	N/A	N/A	N/A	N/A		
	Electric Fan	2136	2179	2240	2285	3109	3171	3095	3157		
	DuraPlate	N/A	N/A	N/A	N/A	N/A	N/A	N/A	N/A		
4.00	None	*	*	*	*	*	*	*	*	*	
	Shaft Fan	N/A	N/A	N/A	N/A	N/A	N/A	N/A	N/A		
	Electric Fan	2159	2203	2029	2069	2793	2849	2914	2972		
	DuraPlate	N/A	N/A	N/A	N/A	N/A	N/A	N/A	N/A		
4.50	None	*	*	*	*	*	*	*	*	*	
	Shaft Fan	N/A	N/A	N/A	N/A	N/A	N/A	N/A	N/A		
	Electric Fan	1984	2024	2121	2163	2573	2624	2629	2681		
	DuraPlate	N/A	N/A	N/A	N/A	N/A	N/A	N/A	N/A		
5.00	None	*	*	*	*	*	*	*	*	*	
	Shaft Fan	N/A	N/A	N/A	N/A	N/A	N/A	N/A	N/A		
	Electric Fan	1631	1663	1955	1994	2862	2919	2433	2482		
	DuraPlate	N/A	N/A	N/A	N/A	N/A	N/A	N/A	N/A		

\* Basic thermal ratings listed are based on an ambient temperature of 68°F(20°C) at sea level. Application-adjusted thermal ratings must be calculated using the application-adjusted thermal factors on page 8 before comparing to the required load. For cooling beyond the range of values listed, contact the Factory.

† Actual sump temperatures will vary based upon exact ambient conditions and load profile.

\* Contact Factory.

Basic Thermal Ratings\* — Hp/Single Reduction Maximum 180°F Sump Temperature†

HSS rpm	Nom. Ratio	Auxiliary Cooling	DRIVE SIZE													
			107	117	127	133	137	143	147	153	157	163	167	173	177	187
1750	1.25	None	*	*	*	*	*	*	*	*	*	*	*	*	*	*
		Shaft Fan	N/A	N/A	N/A	N/A	N/A	N/A	N/A	N/A	N/A	N/A	N/A	N/A	N/A	N/A
		Electric Fan	298	323	*	*	*	*	*	*	*	*	*	*	*	*
	DuraPlate	N/A	N/A	N/A	N/A	N/A	N/A	N/A	N/A	N/A	N/A	N/A	N/A	N/A	N/A	
	1.40	None	*	*	*	*	*	*	*	*	*	*	*	*	*	*
		Shaft Fan	N/A	N/A	N/A	N/A	N/A	N/A	N/A	N/A	N/A	N/A	N/A	N/A	N/A	N/A
		Electric Fan	306	342	*	*	*	*	*	*	*	*	*	*	*	*
	DuraPlate	N/A	N/A	N/A	N/A	N/A	N/A	N/A	N/A	N/A	N/A	N/A	N/A	N/A	N/A	
	1.60	None	*	*	*	*	*	*	*	*	*	*	*	*	*	*
		Shaft Fan	N/A	N/A	N/A	N/A	N/A	N/A	N/A	N/A	N/A	N/A	N/A	N/A	N/A	N/A
		Electric Fan	309	352	*	*	*	*	*	*	*	*	*	*	*	*
	DuraPlate	N/A	N/A	N/A	N/A	N/A	N/A	N/A	N/A	N/A	N/A	N/A	N/A	N/A	N/A	
	1.80	None	*	*	*	*	*	*	*	*	*	*	*	*	*	*
		Shaft Fan	N/A	N/A	N/A	N/A	N/A	N/A	N/A	N/A	N/A	N/A	N/A	N/A	N/A	N/A
		Electric Fan	307	354	440	*	*	*	*	*	*	*	*	*	*	*
	DuraPlate	N/A	N/A	N/A	N/A	N/A	N/A	N/A	N/A	N/A	N/A	N/A	N/A	N/A	N/A	
	2.00	None	167	*	*	*	*	*	*	*	*	*	*	*	*	*
		Shaft Fan	N/A	N/A	N/A	N/A	N/A	N/A	N/A	N/A	N/A	N/A	N/A	N/A	N/A	N/A
		Electric Fan	300	351	429	*	*	*	*	*	*	*	*	*	*	*
	DuraPlate	N/A	N/A	N/A	N/A	N/A	N/A	N/A	N/A	N/A	N/A	N/A	N/A	N/A	N/A	
	2.24	None	163	*	*	*	*	*	*	*	*	*	*	*	*	*
		Shaft Fan	N/A	N/A	N/A	N/A	N/A	N/A	N/A	N/A	N/A	N/A	N/A	N/A	N/A	N/A
		Electric Fan	289	340	407	*	*	*	*	*	*	*	*	*	*	*
	DuraPlate	N/A	N/A	N/A	N/A	N/A	N/A	N/A	N/A	N/A	N/A	N/A	N/A	N/A	N/A	
2.50	None	157	*	*	*	*	*	*	*	*	*	*	*	*	*	
	Shaft Fan	N/A	N/A	N/A	N/A	N/A	N/A	N/A	N/A	N/A	N/A	N/A	N/A	N/A	N/A	
	Electric Fan	276	330	391	*	*	*	*	651	664	*	*	*	*	*	
DuraPlate	N/A	N/A	1093	981	1000	1552	1583	3611	3684	4597	4689	10984	11204	10404		
2.80	None	151	*	*	*	*	*	*	*	*	*	*	*	*	*	
	Shaft Fan	N/A	N/A	N/A	N/A	N/A	N/A	N/A	N/A	N/A	N/A	N/A	N/A	N/A	N/A	
	Electric Fan	263	316	371	*	*	*	*	656	670	*	*	*	*	*	
DuraPlate	N/A	N/A	1027	871	888	1354	1381	3437	3506	4348	4435	10353	10560	9957		
3.15	None	144	*	*	*	*	*	*	*	*	*	*	*	*	*	
	Shaft Fan	N/A	N/A	N/A	N/A	N/A	N/A	N/A	N/A	N/A	N/A	N/A	N/A	N/A	N/A	
	Electric Fan	250	300	348	301	307	*	*	644	656	*	*	*	*	*	
DuraPlate	N/A	N/A	955	801	817	1280	1306	3208	3272	4066	4148	9684	9877	9283		
3.55	None	*	*	*	*	*	*	*	*	*	*	*	*	*	*	
	Shaft Fan	N/A	N/A	N/A	N/A	N/A	N/A	N/A	N/A	N/A	N/A	N/A	N/A	N/A	N/A	
	Electric Fan	176	281	322	310	316	*	*	705	719	*	*	*	*	*	
DuraPlate	N/A	N/A	878	808	825	1188	1212	3127	3190	3737	3812	9163	9347	9867		
4.00	None	*	*	*	*	*	*	*	*	*	*	*	*	*	*	
	Shaft Fan	N/A	N/A	N/A	N/A	N/A	N/A	N/A	N/A	N/A	N/A	N/A	N/A	N/A	N/A	
	Electric Fan	149	265	277	309	315	*	*	534	544	*	*	*	*	*	
DuraPlate	N/A	N/A	735	799	815	1262	1287	2354	2401	3387	3454	8386	8554	8964		
4.50	None	*	*	*	*	*	*	*	*	*	*	*	*	*	*	
	Shaft Fan	N/A	N/A	N/A	N/A	N/A	N/A	N/A	N/A	N/A	N/A	N/A	N/A	N/A	N/A	
	Electric Fan	143	190	283	316	323	346	353	527	537	*	*	*	*	*	
DuraPlate	N/A	N/A	737	806	822	1256	1281	2231	2275	3822	3898	8683	8856	8622		
5.00	None	87	98	*	*	*	*	*	*	*	*	*	*	*	*	
	Shaft Fan	N/A	N/A	N/A	N/A	N/A	N/A	N/A	N/A	N/A	N/A	N/A	N/A	N/A	N/A	
	Electric Fan	155	210	184	298	304	320	326	502	512	*	*	*	*	*	
DuraPlate	N/A	N/A	580	745	760	1123	1146	2052	2093	3957	4036	8574	8745	8704		

★ Basic thermal ratings listed are based on an ambient temperature of 68°F(20°C) at sea level. Application-adjusted thermal ratings must be calculated using the application-adjusted thermal factors on page 8 before comparing to the required load. For cooling beyond the range of values listed, contact the Factory.

† Actual sump temperatures will vary based upon exact ambient conditions and load profile.

\* Contact Factory.

Basic Thermal Ratings\* — Hp/Single Reduction Maximum 180°F Sump Temperature†

HSS rpm	Nom. Ratio	Auxiliary Cooling	DRIVE SIZE								
			193	197	203	207	213	217	223	227	
1750	1.25	None	*	*	*	*	*	*	*	*	*
		Shaft Fan	N/A	N/A	N/A	N/A	N/A	N/A	N/A	N/A	N/A
		Electric Fan	*	*	*	*	*	*	*	*	*
	1.40	DuraPlate	N/A	N/A	N/A	N/A	N/A	N/A	N/A	N/A	N/A
		None	*	*	*	*	*	*	*	*	*
		Shaft Fan	N/A	N/A	N/A	N/A	N/A	N/A	N/A	N/A	N/A
	1.60	Electric Fan	*	*	*	*	*	*	*	*	*
		DuraPlate	N/A	N/A	N/A	N/A	N/A	N/A	N/A	N/A	N/A
		None	*	*	*	*	*	*	*	*	*
	1.80	Shaft Fan	N/A	N/A	N/A	N/A	N/A	N/A	N/A	N/A	N/A
		Electric Fan	*	*	*	*	*	*	*	*	*
		DuraPlate	N/A	N/A	N/A	N/A	N/A	N/A	N/A	N/A	N/A
	2.00	None	*	*	*	*	*	*	*	*	*
		Shaft Fan	N/A	N/A	N/A	N/A	N/A	N/A	N/A	N/A	N/A
		Electric Fan	*	*	*	*	*	*	*	*	*
	2.24	DuraPlate	N/A	N/A	N/A	N/A	N/A	N/A	N/A	N/A	N/A
		None	*	*	*	*	*	*	*	*	*
		Shaft Fan	N/A	N/A	N/A	N/A	N/A	N/A	N/A	N/A	N/A
	2.50	Electric Fan	*	*	*	*	*	*	*	*	*
		DuraPlate	N/A	N/A	N/A	N/A	N/A	N/A	N/A	N/A	N/A
		None	*	*	*	*	*	*	*	*	*
	2.80	Shaft Fan	N/A	N/A	N/A	N/A	N/A	N/A	N/A	N/A	N/A
		Electric Fan	*	*	*	*	*	*	*	*	*
		DuraPlate	N/A	N/A	N/A	N/A	N/A	N/A	N/A	N/A	N/A
3.15	None	*	*	*	*	*	*	*	*	*	
	Shaft Fan	N/A	N/A	N/A	N/A	N/A	N/A	N/A	N/A	N/A	
	Electric Fan	*	*	*	*	*	*	*	*	*	
3.55	DuraPlate	N/A	N/A	N/A	N/A	N/A	N/A	N/A	N/A	N/A	
	None	*	*	*	*	*	*	*	*	*	
	Shaft Fan	N/A	N/A	N/A	N/A	N/A	N/A	N/A	N/A	N/A	
4.00	Electric Fan	*	*	*	*	*	*	*	*	*	
	DuraPlate	N/A	N/A	N/A	N/A	N/A	N/A	N/A	N/A	N/A	
	None	*	*	*	*	*	*	*	*	*	
4.50	Shaft Fan	N/A	N/A	N/A	N/A	N/A	N/A	N/A	N/A	N/A	
	Electric Fan	1263	1288	*	*	*	*	*	*	*	
	DuraPlate	N/A	N/A	N/A	N/A	N/A	N/A	N/A	N/A	N/A	
5.00	None	*	*	*	*	*	*	*	*	*	
	Shaft Fan	N/A	N/A	N/A	N/A	N/A	N/A	N/A	N/A	N/A	
	Electric Fan	1428	1456	*	*	*	*	*	*	*	
		DuraPlate	N/A	N/A	N/A	N/A	N/A	N/A	N/A	N/A	

\* Basic thermal ratings listed are based on an ambient temperature of 68°F(20°C) at sea level. Application-adjusted thermal ratings must be calculated using the application-adjusted thermal factors on page 8 before comparing to the required load. For cooling beyond the range of values listed, contact the Factory.

† Actual sump temperatures will vary based upon exact ambient conditions and load profile.

\* Contact Factory.

Basic Thermal Ratings\* — Hp/Single Reduction Maximum 180°F Sump Temperature†

HSS rpm	Nom. Ratio	Auxiliary Cooling	DRIVE SIZE													
			107	117	127	133	137	143	147	153	157	163	167	173	177	187
1430	1.25	None	177	*	*	*	*	*	*	*	*	*	*	*	*	*
		Shaft Fan	N/A	N/A	N/A	N/A	N/A	N/A	N/A	N/A	N/A	N/A	N/A	N/A	N/A	N/A
		Electric Fan	324	370	485	*	*	*	*	926	944	*	*	*	*	*
		DuraPlate	N/A	N/A	N/A	N/A	N/A	N/A	N/A	N/A	N/A	N/A	N/A	N/A	N/A	N/A
	1.40	None	182	*	*	*	*	*	*	*	*	*	*	*	*	*
		Shaft Fan	N/A	N/A	N/A	N/A	N/A	N/A	N/A	N/A	N/A	N/A	N/A	N/A	N/A	N/A
		Electric Fan	327	380	493	*	*	*	*	998	1018	*	*	*	*	*
		DuraPlate	N/A	N/A	N/A	N/A	N/A	N/A	N/A	N/A	N/A	N/A	N/A	N/A	N/A	N/A
	1.60	None	184	*	*	*	*	*	*	*	*	*	*	*	*	*
		Shaft Fan	N/A	N/A	N/A	N/A	N/A	N/A	N/A	N/A	N/A	N/A	N/A	N/A	N/A	N/A
		Electric Fan	324	381	480	*	*	*	*	1005	1025	*	*	*	*	*
		DuraPlate	N/A	N/A	N/A	N/A	N/A	N/A	N/A	N/A	N/A	N/A	N/A	N/A	N/A	N/A
	1.80	None	182	*	*	*	*	*	*	*	*	*	*	*	*	*
		Shaft Fan	N/A	N/A	N/A	N/A	N/A	N/A	N/A	N/A	N/A	N/A	N/A	N/A	N/A	N/A
		Electric Fan	317	376	468	*	*	*	*	1000	1020	*	*	*	*	*
		DuraPlate	N/A	N/A	N/A	N/A	N/A	N/A	N/A	N/A	N/A	N/A	N/A	N/A	N/A	N/A
	2.00	None	178	*	*	*	*	*	*	*	*	*	*	*	*	*
		Shaft Fan	N/A	N/A	N/A	N/A	N/A	N/A	N/A	N/A	N/A	N/A	N/A	N/A	N/A	N/A
Electric Fan		307	368	452	373	381	*	*	867	885	*	*	1316	1342	*	
DuraPlate		N/A	N/A	N/A	N/A	N/A	N/A	N/A	N/A	N/A	N/A	N/A	N/A	N/A	N/A	
2.24	None	171	*	*	*	*	*	*	*	*	*	*	*	*	*	
	Shaft Fan	N/A	N/A	N/A	N/A	N/A	N/A	N/A	N/A	N/A	N/A	N/A	N/A	N/A	N/A	
	Electric Fan	294	352	424	399	407	*	*	856	873	*	*	1345	1372	*	
	DuraPlate	N/A	N/A	N/A	N/A	N/A	N/A	N/A	N/A	N/A	N/A	N/A	N/A	N/A	N/A	
2.50	None	163	166	*	*	*	*	*	*	*	*	*	*	*	*	
	Shaft Fan	N/A	N/A	N/A	N/A	N/A	N/A	N/A	N/A	N/A	N/A	N/A	N/A	N/A	N/A	
	Electric Fan	278	337	403	381	388	*	*	829	845	*	*	1360	1387	*	
	DuraPlate	N/A	N/A	894	810	826	1273	1298	2976	3035	3771	3847	9055	9236	8604	
2.80	None	113	159	*	*	*	*	*	*	*	*	*	*	*	*	
	Shaft Fan	N/A	N/A	N/A	N/A	N/A	N/A	N/A	N/A	N/A	N/A	N/A	N/A	N/A	N/A	
	Electric Fan	214	321	379	337	344	*	*	802	819	760	775	1340	1367	*	
	DuraPlate	N/A	N/A	837	714	728	1101	1123	2816	2872	3538	3609	8482	8652	8192	
3.15	None	112	151	*	*	*	*	*	*	*	*	*	*	*	*	
	Shaft Fan	N/A	N/A	N/A	N/A	N/A	N/A	N/A	N/A	N/A	N/A	N/A	N/A	N/A	N/A	
	Electric Fan	208	302	352	311	318	*	*	757	772	738	752	1302	1328	*	
	DuraPlate	N/A	N/A	775	653	666	1036	1056	2609	2662	3283	3348	7888	8046	7572	
3.55	None	108	94	*	*	*	*	*	*	*	*	*	*	*	*	
	Shaft Fan	N/A	N/A	N/A	N/A	N/A	N/A	N/A	N/A	N/A	N/A	N/A	N/A	N/A	N/A	
	Electric Fan	196	222	323	317	324	336	343	764	779	718	733	1210	1234	1128	
	DuraPlate	N/A	N/A	710	657	671	957	976	2507	2557	3004	3064	7333	7480	7913	
4.00	None	88	99	*	*	*	*	*	*	*	*	*	*	*	*	
	Shaft Fan	N/A	N/A	N/A	N/A	N/A	N/A	N/A	N/A	N/A	N/A	N/A	N/A	N/A	N/A	
	Electric Fan	155	216	198	308	314	360	367	565	576	690	703	1090	1112	1109	
	DuraPlate	N/A	N/A	494	640	652	1008	1028	1868	1905	2714	2769	6656	6790	7160	
4.50	None	84	97	*	*	*	*	*	*	*	*	*	*	*	*	
	Shaft Fan	N/A	N/A	N/A	N/A	N/A	N/A	N/A	N/A	N/A	N/A	N/A	N/A	N/A	N/A	
	Electric Fan	146	204	216	197	201	358	365	545	556	687	701	1258	1284	1141	
	DuraPlate	N/A	N/A	517	536	546	999	1019	1764	1799	3007	3067	6890	7028	6842	
5.00	None	91	109	*	*	*	*	*	*	*	*	*	*	*	*	
	Shaft Fan	N/A	N/A	N/A	N/A	N/A	N/A	N/A	N/A	N/A	N/A	N/A	N/A	N/A	N/A	
	Electric Fan	157	218	213	208	212	166	169	513	524	837	853	1295	1321	1216	
	DuraPlate	N/A	N/A	493	518	529	724	738	1624	1656	3130	3193	6816	6953	6904	

★ Basic thermal ratings listed are based on an ambient temperature of 68°F(20°C) at sea level. Application-adjusted thermal ratings must be calculated using the application-adjusted thermal factors on page 8 before comparing to the required load. For cooling beyond the range of values listed, contact the Factory.

† Actual sump temperatures will vary based upon exact ambient conditions and load profile.

\* Contact Factory.

Basic Thermal Ratings\* — Hp/Single Reduction Maximum 180°F Sump Temperature†

HSS rpm	Nom. Ratio	Auxiliary Cooling	DRIVE SIZE								
			193	197	203	207	213	217	223	227	
1430	1.25	None	*	*	*	*	*	*	*	*	*
		Shaft Fan	N/A	N/A	N/A	N/A	N/A	N/A	N/A	N/A	N/A
		Electric Fan	*	*	*	*	*	*	*	*	*
	1.40	DuraPlate	N/A	N/A	N/A	N/A	N/A	N/A	N/A	N/A	N/A
		None	*	*	*	*	*	*	*	*	*
		Shaft Fan	N/A	N/A	N/A	N/A	N/A	N/A	N/A	N/A	N/A
	1.60	Electric Fan	*	*	*	*	*	*	*	*	*
		DuraPlate	N/A	N/A	N/A	N/A	N/A	N/A	N/A	N/A	N/A
		None	*	*	*	*	*	*	*	*	*
	1.80	Shaft Fan	N/A	N/A	N/A	N/A	N/A	N/A	N/A	N/A	N/A
		Electric Fan	*	*	*	*	*	*	*	*	*
		DuraPlate	N/A	N/A	N/A	N/A	N/A	N/A	N/A	N/A	N/A
	2.00	None	*	*	*	*	*	*	*	*	*
		Shaft Fan	N/A	N/A	N/A	N/A	N/A	N/A	N/A	N/A	N/A
		Electric Fan	*	*	*	*	*	*	*	*	*
	2.24	DuraPlate	N/A	N/A	N/A	N/A	N/A	N/A	N/A	N/A	N/A
		None	*	*	*	*	*	*	*	*	*
		Shaft Fan	N/A	N/A	N/A	N/A	N/A	N/A	N/A	N/A	N/A
	2.50	Electric Fan	*	*	*	*	*	*	*	*	*
		DuraPlate	N/A	N/A	N/A	N/A	N/A	N/A	N/A	N/A	N/A
		None	*	*	*	*	*	*	*	*	*
	2.80	Shaft Fan	N/A	N/A	N/A	N/A	N/A	N/A	N/A	N/A	N/A
		Electric Fan	*	*	*	*	*	*	*	*	*
		DuraPlate	N/A	N/A	N/A	N/A	N/A	N/A	N/A	N/A	N/A
3.15	None	*	*	*	*	*	*	*	*	*	
	Shaft Fan	N/A	N/A	N/A	N/A	N/A	N/A	N/A	N/A	N/A	
	Electric Fan	1622	1655	*	*	*	*	*	*	*	
3.55	DuraPlate	N/A	N/A	N/A	N/A	N/A	N/A	N/A	N/A	N/A	
	None	*	*	*	*	*	*	*	*	*	
	Shaft Fan	N/A	N/A	N/A	N/A	N/A	N/A	N/A	N/A	N/A	
4.00	Electric Fan	1431	1460	*	*	*	*	*	*	*	
	DuraPlate	N/A	N/A	N/A	N/A	N/A	N/A	N/A	N/A	N/A	
	None	*	*	*	*	*	*	*	*	*	
4.50	Shaft Fan	N/A	N/A	N/A	N/A	N/A	N/A	N/A	N/A	N/A	
	Electric Fan	1618	1651	*	*	*	*	*	*	*	
	DuraPlate	N/A	N/A	N/A	N/A	N/A	N/A	N/A	N/A	N/A	
5.00	None	*	*	*	*	*	*	*	*	*	
	Shaft Fan	N/A	N/A	N/A	N/A	N/A	N/A	N/A	N/A	N/A	
	Electric Fan	1526	1556	1465	1494	1576	1607	1145	1168		
		DuraPlate	N/A	N/A	N/A	N/A	N/A	N/A	N/A	N/A	
		None	*	*	*	*	*	*	*	*	
		Shaft Fan	N/A	N/A	N/A	N/A	N/A	N/A	N/A	N/A	
		Electric Fan	1651	1684	*	*	*	*	*		
		DuraPlate	N/A	N/A	N/A	N/A	N/A	N/A	N/A		

\* Basic thermal ratings listed are based on an ambient temperature of 68°F(20°C) at sea level. Application-adjusted thermal ratings must be calculated using the application-adjusted thermal factors on page 8 before comparing to the required load. For cooling beyond the range of values listed, contact the Factory.

† Actual sump temperatures will vary based upon exact ambient conditions and load profile.

\* Contact Factory.

Basic Thermal Ratings\* — Hp/Single Reduction Maximum 180°F Sump Temperature†

HSS rpm	Nom. Ratio	Auxiliary Cooling	DRIVE SIZE													
			107	117	127	133	137	143	147	153	157	163	167	173	177	187
1170	1.25	None	194	*	*	*	*	*	*	*	*	*	*	*	*	*
		Shaft Fan	N/A	N/A	N/A	N/A	N/A	N/A	N/A	N/A	N/A	N/A	N/A	N/A	N/A	N/A
		Electric Fan	337	400	507	432	440	515	525	1257	1282	*	*	*	*	*
		DuraPlate	N/A	N/A	N/A	N/A	N/A	N/A	N/A	N/A	N/A	N/A	N/A	N/A	N/A	N/A
	1.40	None	195	*	*	*	*	*	*	*	*	*	*	*	*	*
		Shaft Fan	N/A	N/A	N/A	N/A	N/A	N/A	N/A	N/A	N/A	N/A	N/A	N/A	N/A	N/A
		Electric Fan	336	401	508	432	441	526	537	1269	1294	1031	1052	1868	1905	*
		DuraPlate	N/A	N/A	N/A	N/A	N/A	N/A	N/A	N/A	N/A	N/A	N/A	N/A	N/A	N/A
	1.60	None	193	195	*	*	*	*	*	*	*	*	*	*	*	*
		Shaft Fan	N/A	N/A	N/A	N/A	N/A	N/A	N/A	N/A	N/A	N/A	N/A	N/A	N/A	N/A
		Electric Fan	328	395	489	425	434	529	540	1241	1266	1036	1056	1860	1897	*
		DuraPlate	N/A	N/A	N/A	N/A	N/A	N/A	N/A	N/A	N/A	N/A	N/A	N/A	N/A	N/A
	1.80	None	188	191	*	*	*	*	*	*	*	*	*	*	*	*
		Shaft Fan	N/A	N/A	N/A	N/A	N/A	N/A	N/A	N/A	N/A	N/A	N/A	N/A	N/A	N/A
		Electric Fan	318	384	473	412	421	520	530	1189	1213	996	1016	1834	1871	*
		DuraPlate	N/A	N/A	N/A	N/A	N/A	N/A	N/A	N/A	N/A	N/A	N/A	N/A	N/A	N/A
	2.00	None	145	187	*	*	*	*	*	*	*	*	*	*	*	*
		Shaft Fan	N/A	N/A	N/A	N/A	N/A	N/A	N/A	N/A	N/A	N/A	N/A	N/A	N/A	N/A
		Electric Fan	263	373	453	386	394	461	471	1013	1033	985	1005	1782	1818	1488
		DuraPlate	N/A	N/A	N/A	N/A	N/A	N/A	N/A	N/A	N/A	N/A	N/A	N/A	N/A	N/A
2.24	None	141	179	*	*	*	*	*	*	*	*	*	*	*	*	
	Shaft Fan	N/A	N/A	N/A	N/A	N/A	N/A	N/A	N/A	N/A	N/A	N/A	N/A	N/A	N/A	
	Electric Fan	253	353	422	408	417	442	451	978	997	954	973	1735	1770	1467	
	DuraPlate	N/A	N/A	N/A	N/A	N/A	N/A	N/A	N/A	N/A	N/A	N/A	N/A	N/A	N/A	
2.50	None	137	124	*	*	*	*	*	*	*	*	*	*	*	*	
	Shaft Fan	N/A	N/A	N/A	N/A	N/A	N/A	N/A	N/A	N/A	N/A	N/A	N/A	N/A	N/A	
	Electric Fan	242	277	398	385	392	452	461	917	935	915	933	1677	1711	1410	
	DuraPlate	N/A	N/A	697	635	648	985	1005	2314	2360	2898	2956	7041	7182	6679	
2.80	None	133	124	*	*	*	*	*	*	*	*	*	*	*	*	
	Shaft Fan	N/A	N/A	N/A	N/A	N/A	N/A	N/A	N/A	N/A	N/A	N/A	N/A	N/A	N/A	
	Electric Fan	232	269	372	337	344	391	399	870	888	868	885	1580	1612	1387	
	DuraPlate	N/A	N/A	650	557	568	846	863	2179	2222	2700	2754	6557	6688	6335	
3.15	None	127	121	*	*	*	*	*	*	*	*	*	*	*	*	
	Shaft Fan	N/A	N/A	N/A	N/A	N/A	N/A	N/A	N/A	N/A	N/A	N/A	N/A	N/A	N/A	
	Electric Fan	221	258	266	308	314	367	374	805	821	813	829	1476	1505	1301	
	DuraPlate	N/A	N/A	504	506	516	792	808	2006	2046	2488	2538	6062	6184	5809	
3.55	None	118	117	*	*	*	*	*	*	*	*	*	*	*	*	
	Shaft Fan	N/A	N/A	N/A	N/A	N/A	N/A	N/A	N/A	N/A	N/A	N/A	N/A	N/A	N/A	
	Electric Fan	203	245	256	215	219	341	347	774	789	765	780	1290	1316	1286	
	DuraPlate	N/A	N/A	477	427	436	728	743	1899	1937	2271	2317	5523	5634	5953	
4.00	None	91	112	*	*	*	*	*	*	*	*	*	*	*	*	
	Shaft Fan	N/A	N/A	N/A	N/A	N/A	N/A	N/A	N/A	N/A	N/A	N/A	N/A	N/A	N/A	
	Electric Fan	154	223	223	228	233	218	223	565	576	713	727	1139	1162	1207	
	DuraPlate	N/A	N/A	406	427	436	626	638	1400	1428	2050	2091	4967	5066	5373	
4.50	None	85	104	*	*	*	*	*	*	*	*	*	*	*	*	
	Shaft Fan	N/A	N/A	N/A	N/A	N/A	N/A	N/A	N/A	N/A	N/A	N/A	N/A	N/A	N/A	
	Electric Fan	143	206	233	244	248	231	236	301	307	686	700	1261	1286	1185	
	DuraPlate	N/A	N/A	418	441	450	633	646	1089	1111	2222	2267	5146	5249	5100	
5.00	None	91	112	*	*	*	*	*	*	*	*	*	*	*	*	
	Shaft Fan	N/A	N/A	N/A	N/A	N/A	N/A	N/A	N/A	N/A	N/A	N/A	N/A	N/A	N/A	
	Electric Fan	152	214	223	239	244	238	242	324	330	824	840	1284	1310	1234	
	DuraPlate	N/A	N/A	394	420	428	593	605	1047	1068	2332	2379	5107	5209	5149	

★ Basic thermal ratings listed are based on an ambient temperature of 68°F(20°C) at sea level. Application-adjusted thermal ratings must be calculated using the application-adjusted thermal factors on page 8 before comparing to the required load. For cooling beyond the range of values listed, contact the Factory.

† Actual sump temperatures will vary based upon exact ambient conditions and load profile.

\* Contact Factory.

Basic Thermal Ratings\* — Hp/Single Reduction Maximum 180°F Sump Temperature†

HSS rpm	Nom. Ratio	Auxiliary Cooling	DRIVE SIZE								
			193	197	203	207	213	217	223	227	
1170	1.25	None	*	*	*	*	*	*	*	*	*
		Shaft Fan	N/A	N/A	N/A	N/A	N/A	N/A	N/A	N/A	N/A
		Electric Fan	*	*	*	*	*	*	*	*	*
	1.40	DuraPlate	N/A	N/A	N/A	N/A	N/A	N/A	N/A	N/A	N/A
		None	*	*	*	*	*	*	*	*	*
		Shaft Fan	N/A	N/A	N/A	N/A	N/A	N/A	N/A	N/A	N/A
	1.60	Electric Fan	*	*	*	*	*	*	*	*	*
		DuraPlate	N/A	N/A	N/A	N/A	N/A	N/A	N/A	N/A	N/A
		None	*	*	*	*	*	*	*	*	*
	1.80	Shaft Fan	N/A	N/A	N/A	N/A	N/A	N/A	N/A	N/A	N/A
		Electric Fan	2177	2221	*	*	*	*	*	*	*
		DuraPlate	N/A	N/A	N/A	N/A	N/A	N/A	N/A	N/A	N/A
	2.00	None	*	*	*	*	*	*	*	*	*
		Shaft Fan	N/A	N/A	N/A	N/A	N/A	N/A	N/A	N/A	N/A
		Electric Fan	2228	2273	*	*	*	*	*	*	*
	2.24	DuraPlate	N/A	N/A	N/A	N/A	N/A	N/A	N/A	N/A	N/A
		None	*	*	*	*	*	*	*	*	*
		Shaft Fan	N/A	N/A	N/A	N/A	N/A	N/A	N/A	N/A	N/A
	2.50	Electric Fan	2173	2217	*	*	*	*	*	*	*
		DuraPlate	N/A	N/A	N/A	N/A	N/A	N/A	N/A	N/A	N/A
None		*	*	*	*	*	*	*	*	*	
2.80	Shaft Fan	N/A	N/A	N/A	N/A	N/A	N/A	N/A	N/A	N/A	
	Electric Fan	2108	2150	1586	1618	2001	2041	*	*	*	
	DuraPlate	N/A	N/A	N/A	N/A	N/A	N/A	N/A	N/A	N/A	
3.15	None	*	*	*	*	*	*	*	*	*	
	Shaft Fan	N/A	N/A	N/A	N/A	N/A	N/A	N/A	N/A	N/A	
	Electric Fan	2014	2054	1608	1640	2041	2081	*	*	*	
3.55	DuraPlate	N/A	N/A	N/A	N/A	N/A	N/A	N/A	N/A	N/A	
	None	*	*	*	*	*	*	*	*	*	
	Shaft Fan	N/A	N/A	N/A	N/A	N/A	N/A	N/A	N/A	N/A	
4.00	Electric Fan	1672	1705	1569	1601	2136	2178	*	*	*	
	DuraPlate	N/A	N/A	N/A	N/A	N/A	N/A	N/A	N/A	N/A	
	None	*	*	*	*	*	*	*	*	*	
4.50	Shaft Fan	N/A	N/A	N/A	N/A	N/A	N/A	N/A	N/A	N/A	
	Electric Fan	1772	1808	1554	1585	2067	2109	1765	1801	1827	
	DuraPlate	N/A	N/A	N/A	N/A	N/A	N/A	N/A	N/A	N/A	
5.00	None	*	*	*	*	*	*	*	*	*	
	Shaft Fan	N/A	N/A	N/A	N/A	N/A	N/A	N/A	N/A	N/A	
	Electric Fan	1645	1678	1688	1722	1959	1998	1791	1827	1872	
	DuraPlate	N/A	N/A	N/A	N/A	N/A	N/A	N/A	N/A	N/A	
	None	*	*	*	*	*	*	*	*	*	
	Shaft Fan	N/A	N/A	N/A	N/A	N/A	N/A	N/A	N/A	N/A	
	Electric Fan	1740	1774	1577	1609	2275	2321	1731	1766	1827	
	DuraPlate	N/A	N/A	N/A	N/A	N/A	N/A	N/A	N/A	N/A	

\* Basic thermal ratings listed are based on an ambient temperature of 68°F(20°C) at sea level. Application-adjusted thermal ratings must be calculated using the application-adjusted thermal factors on page 8 before comparing to the required load. For cooling beyond the range of values listed, contact the Factory.

† Actual sump temperatures will vary based upon exact ambient conditions and load profile.

\* Contact Factory.

Basic Thermal Ratings\* — Hp/Single Reduction Maximum 180°F Sump Temperature†

HSS rpm	Nom. Ratio	Auxiliary Cooling	DRIVE SIZE													
			107	117	127	133	137	143	147	153	157	163	167	173	177	187
970	1.25	None	200	202	*	*	*	*	*	*	*	*	*	*	*	*
		Shaft Fan	N/A	N/A	N/A	N/A	N/A	N/A	N/A	N/A	N/A	N/A	N/A	N/A	N/A	N/A
		Electric Fan	338	408	505	444	453	561	573	1367	1395	1172	1195	2128	2170	1806
		DuraPlate	N/A	N/A	N/A	N/A	N/A	N/A	N/A	N/A	N/A	N/A	N/A	N/A	N/A	N/A
	1.40	None	199	203	*	*	*	*	*	*	*	*	*	*	*	*
		Shaft Fan	N/A	N/A	N/A	N/A	N/A	N/A	N/A	N/A	N/A	N/A	N/A	N/A	N/A	N/A
		Electric Fan	335	404	502	438	447	562	573	1350	1377	1178	1201	2139	2181	1816
		DuraPlate	N/A	N/A	N/A	N/A	N/A	N/A	N/A	N/A	N/A	N/A	N/A	N/A	N/A	N/A
	1.60	None	168	201	*	*	*	*	*	*	*	*	*	*	*	*
		Shaft Fan	N/A	N/A	N/A	N/A	N/A	N/A	N/A	N/A	N/A	N/A	N/A	N/A	N/A	N/A
		Electric Fan	295	395	481	427	435	551	562	1307	1333	1148	1171	2079	2120	1822
		DuraPlate	N/A	N/A	N/A	N/A	N/A	N/A	N/A	N/A	N/A	N/A	N/A	N/A	N/A	N/A
	1.80	None	164	152	*	*	*	*	*	*	*	*	*	*	*	*
		Shaft Fan	N/A	N/A	N/A	N/A	N/A	N/A	N/A	N/A	N/A	N/A	N/A	N/A	N/A	N/A
		Electric Fan	286	328	463	411	419	534	545	1235	1259	1086	1107	2022	2062	1744
		DuraPlate	N/A	N/A	N/A	N/A	N/A	N/A	N/A	N/A	N/A	N/A	N/A	N/A	N/A	N/A
	2.00	None	159	151	*	*	*	*	*	*	*	*	*	*	*	*
		Shaft Fan	N/A	N/A	N/A	N/A	N/A	N/A	N/A	N/A	N/A	N/A	N/A	N/A	N/A	N/A
		Electric Fan	275	320	442	381	389	470	479	1044	1065	1051	1072	1922	1960	1701
		DuraPlate	N/A	N/A	N/A	N/A	N/A	N/A	N/A	N/A	N/A	N/A	N/A	N/A	N/A	N/A
2.24	None	152	146	*	*	*	*	*	*	*	*	*	*	*	*	
	Shaft Fan	N/A	N/A	N/A	N/A	N/A	N/A	N/A	N/A	N/A	N/A	N/A	N/A	N/A	N/A	
	Electric Fan	262	306	329	401	409	446	455	1000	1020	1002	1022	1844	1881	1638	
	DuraPlate	N/A	N/A	N/A	N/A	N/A	N/A	N/A	N/A	N/A	N/A	N/A	N/A	N/A	N/A	
2.50	None	145	143	*	*	*	*	*	*	*	*	*	*	*	*	
	Shaft Fan	N/A	N/A	N/A	N/A	N/A	N/A	N/A	N/A	N/A	N/A	N/A	N/A	N/A	N/A	
	Electric Fan	248	295	318	268	274	451	460	926	945	947	966	1757	1792	1533	
	DuraPlate	N/A	N/A	487	433	442	799	815	1868	1905	2312	2358	5683	5797	5367	
2.80	None	138	138	*	*	*	*	*	*	*	*	*	*	*	*	
	Shaft Fan	N/A	N/A	N/A	N/A	N/A	N/A	N/A	N/A	N/A	N/A	N/A	N/A	N/A	N/A	
	Electric Fan	235	281	304	246	250	386	394	873	890	885	903	1631	1664	1479	
	DuraPlate	N/A	N/A	465	387	395	683	696	1754	1789	2145	2188	5270	5376	5081	
3.15	None	131	132	*	*	*	*	*	*	*	*	*	*	*	*	
	Shaft Fan	N/A	N/A	N/A	N/A	N/A	N/A	N/A	N/A	N/A	N/A	N/A	N/A	N/A	N/A	
	Electric Fan	222	266	288	237	241	237	242	801	817	818	834	1502	1532	1357	
	DuraPlate	N/A	N/A	439	362	369	525	535	1608	1640	1969	2008	4854	4951	4634	
3.55	None	119	125	*	*	*	*	*	*	*	*	*	*	*	*	
	Shaft Fan	N/A	N/A	N/A	N/A	N/A	N/A	N/A	N/A	N/A	N/A	N/A	N/A	N/A	N/A	
	Electric Fan	201	248	269	247	252	240	245	447	456	760	775	1284	1309	1311	
	DuraPlate	N/A	N/A	408	371	378	501	511	1226	1250	1796	1832	4353	4440	4678	
4.00	None	89	113	*	*	*	*	*	*	*	*	*	*	*	*	
	Shaft Fan	N/A	N/A	N/A	N/A	N/A	N/A	N/A	N/A	N/A	N/A	N/A	N/A	N/A	N/A	
	Electric Fan	148	219	226	245	250	268	274	365	373	368	376	1124	1147	1210	
	DuraPlate	N/A	N/A	340	360	368	537	547	935	954	1322	1348	3887	3965	4219	
4.50	None	82	104	119	*	*	*	*	*	*	*	*	*	*	*	
	Shaft Fan	N/A	N/A	N/A	N/A	N/A	N/A	N/A	N/A	N/A	N/A	N/A	N/A	N/A	N/A	
	Electric Fan	137	200	233	255	260	273	278	385	393	378	385	700	714	1163	
	DuraPlate	N/A	N/A	347	369	376	536	547	917	935	1418	1447	3534	3605	3985	
5.00	None	87	110	114	*	*	*	*	*	*	*	*	*	*	*	
	Shaft Fan	N/A	N/A	N/A	N/A	N/A	N/A	N/A	N/A	N/A	N/A	N/A	N/A	N/A	N/A	
	Electric Fan	145	206	220	244	249	261	266	383	391	524	534	788	804	592	
	DuraPlate	N/A	N/A	326	348	355	492	502	869	887	1580	1611	3595	3666	3426	

★ Basic thermal ratings listed are based on an ambient temperature of 68°F(20°C) at sea level. Application-adjusted thermal ratings must be calculated using the application-adjusted thermal factors on page 8 before comparing to the required load. For cooling beyond the range of values listed, contact the Factory.

† Actual sump temperatures will vary based upon exact ambient conditions and load profile.

\* Contact Factory.

Basic Thermal Ratings\* — Hp/Single Reduction Maximum 180°F Sump Temperature†

HSS rpm	Nom. Ratio	Auxiliary Cooling	DRIVE SIZE								
			193	197	203	207	213	217	223	227	
970	1.25	None	*	*	*	*	*	*	*	*	*
		Shaft Fan	N/A	N/A	N/A	N/A	N/A	N/A	N/A	N/A	N/A
		Electric Fan	2634	2687	*	*	*	*	*	*	*
	1.40	DuraPlate	N/A	N/A	N/A	N/A	N/A	N/A	N/A	N/A	N/A
		None	*	*	*	*	*	*	*	*	*
		Shaft Fan	N/A	N/A	N/A	N/A	N/A	N/A	N/A	N/A	N/A
	1.60	Electric Fan	2722	2776	*	*	*	*	*	*	*
		DuraPlate	N/A	N/A	N/A	N/A	N/A	N/A	N/A	N/A	N/A
		None	*	*	*	*	*	*	*	*	*
	1.80	Shaft Fan	N/A	N/A	N/A	N/A	N/A	N/A	N/A	N/A	N/A
		Electric Fan	2634	2687	*	*	*	*	*	*	*
		DuraPlate	N/A	N/A	N/A	N/A	N/A	N/A	N/A	N/A	N/A
	2.00	None	*	*	*	*	*	*	*	*	*
		Shaft Fan	N/A	N/A	N/A	N/A	N/A	N/A	N/A	N/A	N/A
		Electric Fan	2592	2644	2064	2105	2627	2679	*	*	*
	2.24	DuraPlate	N/A	N/A	N/A	N/A	N/A	N/A	N/A	N/A	N/A
		None	*	*	*	*	*	*	*	*	*
		Shaft Fan	N/A	N/A	N/A	N/A	N/A	N/A	N/A	N/A	N/A
	2.50	Electric Fan	2504	2554	2000	2040	2581	2633	*	*	*
		DuraPlate	N/A	N/A	N/A	N/A	N/A	N/A	N/A	N/A	N/A
None		*	*	*	*	*	*	*	*	*	
2.80	Shaft Fan	N/A	N/A	N/A	N/A	N/A	N/A	N/A	N/A	N/A	
	Electric Fan	2269	2314	1896	1933	2489	2539	*	*	*	
	DuraPlate	N/A	N/A	N/A	N/A	N/A	N/A	N/A	N/A	N/A	
3.15	None	*	*	*	*	*	*	*	*	*	
	Shaft Fan	N/A	N/A	N/A	N/A	N/A	N/A	N/A	N/A	N/A	
	Electric Fan	2121	2164	1842	1879	2392	2440	*	*	*	
3.55	DuraPlate	N/A	N/A	N/A	N/A	N/A	N/A	N/A	N/A	N/A	
	None	*	*	*	*	*	*	*	*	*	
	Shaft Fan	N/A	N/A	N/A	N/A	N/A	N/A	N/A	N/A	N/A	
4.00	Electric Fan	1725	1759	1727	1761	2386	2433	2135	2177		
	DuraPlate	N/A	N/A	N/A	N/A	N/A	N/A	N/A	N/A	N/A	
	None	*	*	*	*	*	*	*	*	*	
4.50	Shaft Fan	N/A	N/A	N/A	N/A	N/A	N/A	N/A	N/A	N/A	
	Electric Fan	1784	1820	1626	1658	2208	2253	2131	2173		
	DuraPlate	N/A	N/A	N/A	N/A	N/A	N/A	N/A	N/A	N/A	
5.00	None	*	*	*	*	*	*	*	*	*	
	Shaft Fan	N/A	N/A	N/A	N/A	N/A	N/A	N/A	N/A	N/A	
	Electric Fan	1645	1678	1730	1764	2057	2098	2010	2051		
	DuraPlate	N/A	N/A	N/A	N/A	N/A	N/A	N/A	N/A	N/A	
	None	*	*	*	*	*	*	*	*	*	
	Shaft Fan	N/A	N/A	N/A	N/A	N/A	N/A	N/A	N/A	N/A	
	Electric Fan	1725	1760	1602	1634	2333	2379	1892	1930		
	DuraPlate	N/A	N/A	N/A	N/A	N/A	N/A	N/A	N/A	N/A	

\* Basic thermal ratings listed are based on an ambient temperature of 68°F(20°C) at sea level. Application-adjusted thermal ratings must be calculated using the application-adjusted thermal factors on page 8 before comparing to the required load. For cooling beyond the range of values listed, contact the Factory.

† Actual sump temperatures will vary based upon exact ambient conditions and load profile.

\* Contact Factory.

Basic Thermal Ratings\* — Hp/Single Reduction Maximum 180°F Sump Temperature†

HSS rpm	Nom. Ratio	Auxiliary Cooling	DRIVE SIZE													
			107	117	127	133	137	143	147	153	157	163	167	173	177	187
870	1.25	None	182	206	*	*	*	*	*	*	*	*	*	*	*	*
		Shaft Fan	N/A	N/A	N/A	N/A	N/A	N/A	N/A	N/A	N/A	N/A	N/A	N/A	N/A	N/A
		Electric Fan	315	408	499	443	452	572	584	1389	1417	1221	1245	2227	2272	1954
		DuraPlate	N/A	N/A	N/A	N/A	N/A	N/A	N/A	N/A	N/A	N/A	N/A	N/A	N/A	N/A
	1.40	None	180	206	259	*	*	*	*	*	*	*	*	*	*	*
		Shaft Fan	N/A	N/A	N/A	N/A	N/A	N/A	N/A	N/A	N/A	N/A	N/A	N/A	N/A	N/A
		Electric Fan	309	402	495	435	444	568	580	1362	1389	1214	1238	2205	2249	1927
		DuraPlate	N/A	N/A	N/A	N/A	N/A	N/A	N/A	N/A	N/A	N/A	N/A	N/A	N/A	N/A
	1.60	None	174	167	248	*	*	*	*	526	536	*	*	*	*	*
		Shaft Fan	N/A	N/A	N/A	N/A	N/A	N/A	N/A	N/A	N/A	N/A	N/A	N/A	N/A	N/A
		Electric Fan	299	350	472	422	431	552	563	1313	1340	1171	1195	2127	2169	1910
		DuraPlate	N/A	N/A	N/A	N/A	N/A	N/A	N/A	N/A	N/A	N/A	N/A	N/A	N/A	N/A
	1.80	None	169	164	239	*	*	*	*	502	512	*	*	*	*	*
		Shaft Fan	N/A	N/A	N/A	N/A	N/A	N/A	N/A	N/A	N/A	N/A	N/A	N/A	N/A	N/A
		Electric Fan	289	338	454	405	413	533	544	1234	1259	1102	1124	2059	2101	1814
		DuraPlate	N/A	N/A	N/A	N/A	N/A	N/A	N/A	N/A	N/A	N/A	N/A	N/A	N/A	N/A
	2.00	None	163	161	*	*	*	*	*	*	*	*	*	*	*	*
		Shaft Fan	N/A	N/A	N/A	N/A	N/A	N/A	N/A	N/A	N/A	N/A	N/A	N/A	N/A	N/A
		Electric Fan	276	328	364	374	382	467	476	1041	1062	1059	1080	1943	1982	1752
		DuraPlate	N/A	N/A	N/A	N/A	N/A	N/A	N/A	N/A	N/A	N/A	N/A	N/A	N/A	N/A
2.24	None	155	154	*	*	*	*	*	*	*	*	*	*	*	*	
	Shaft Fan	N/A	N/A	N/A	N/A	N/A	N/A	N/A	N/A	N/A	N/A	N/A	N/A	N/A	N/A	
	Electric Fan	263	311	343	300	306	441	450	994	1014	1004	1024	1856	1893	1673	
	DuraPlate	N/A	N/A	N/A	N/A	N/A	N/A	N/A	N/A	N/A	N/A	N/A	N/A	N/A	N/A	
2.50	None	146	149	*	*	*	*	*	377	385	*	*	*	*	*	
	Shaft Fan	N/A	N/A	N/A	N/A	N/A	N/A	N/A	N/A	N/A	N/A	N/A	N/A	N/A	N/A	
	Electric Fan	247	297	328	291	297	297	302	917	935	944	962	1760	1795	1554	
	DuraPlate	N/A	N/A	449	403	411	577	588	1648	1681	2024	2064	5008	5108	4713	
2.80	None	138	142	152	*	*	*	*	356	364	*	*	*	*	*	
	Shaft Fan	N/A	N/A	N/A	N/A	N/A	N/A	N/A	N/A	N/A	N/A	N/A	N/A	N/A	N/A	
	Electric Fan	233	282	311	262	267	273	278	861	879	878	896	1625	1658	1489	
	DuraPlate	N/A	N/A	426	358	365	509	519	1545	1576	1874	1912	4634	4727	4458	
3.15	None	131	135	145	*	*	*	*	*	*	*	*	*	*	*	
	Shaft Fan	N/A	N/A	N/A	N/A	N/A	N/A	N/A	N/A	N/A	N/A	N/A	N/A	N/A	N/A	
	Electric Fan	219	265	291	247	252	265	271	488	498	807	824	1490	1520	1356	
	DuraPlate	N/A	N/A	399	331	338	484	493	1154	1177	1717	1751	4259	4344	4056	
3.55	None	118	126	136	*	*	*	*	*	*	*	*	*	*	*	
	Shaft Fan	N/A	N/A	N/A	N/A	N/A	N/A	N/A	N/A	N/A	N/A	N/A	N/A	N/A	N/A	
	Electric Fan	198	246	270	254	259	259	264	516	527	410	419	1263	1288	1301	
	DuraPlate	N/A	N/A	369	337	344	457	466	1124	1147	1262	1287	3786	3862	4060	
4.00	None	87	112	114	*	*	*	*	*	*	*	*	*	*	*	
	Shaft Fan	N/A	N/A	N/A	N/A	N/A	N/A	N/A	N/A	N/A	N/A	N/A	N/A	N/A	N/A	
	Electric Fan	144	214	223	248	252	282	288	403	411	448	457	670	684	1193	
	DuraPlate	N/A	N/A	304	324	331	485	494	846	863	1206	1230	2946	3005	3661	
4.50	None	80	102	119	*	*	*	*	*	*	*	*	*	*	*	
	Shaft Fan	N/A	N/A	N/A	N/A	N/A	N/A	N/A	N/A	N/A	N/A	N/A	N/A	N/A	N/A	
	Electric Fan	133	195	229	255	260	283	289	409	417	440	449	817	833	608	
	DuraPlate	N/A	N/A	310	330	337	482	491	821	837	1281	1307	3150	3213	3449	
5.00	None	85	108	113	*	*	*	*	*	*	*	*	*	*	*	
	Shaft Fan	N/A	N/A	N/A	N/A	N/A	N/A	N/A	N/A	N/A	N/A	N/A	N/A	N/A	N/A	
	Electric Fan	140	200	215	242	247	265	270	398	406	578	590	884	902	733	
	DuraPlate	N/A	N/A	290	311	317	439	447	774	790	1415	1443	3194	3258	3070	

★ Basic thermal ratings listed are based on an ambient temperature of 68°F(20°C) at sea level. Application-adjusted thermal ratings must be calculated using the application-adjusted thermal factors on page 8 before comparing to the required load. For cooling beyond the range of values listed, contact the Factory.

† Actual sump temperatures will vary based upon exact ambient conditions and load profile.

\* Contact Factory.

Basic Thermal Ratings\* — Hp/Single Reduction Maximum 180°F Sump Temperature†

HSS rpm	Nom. Ratio	Auxiliary Cooling	DRIVE SIZE								
			193	197	203	207	213	217	223	227	
870	1.25	None	*	*	*	*	*	*	*	*	*
		Shaft Fan	N/A	N/A	N/A	N/A	N/A	N/A	N/A	N/A	N/A
		Electric Fan	2903	2961	*	*	*	*	*	*	*
	DuraPlate	N/A	N/A	N/A	N/A	N/A	N/A	N/A	N/A	N/A	
	1.40	None	*	*	*	*	*	*	*	*	*
		Shaft Fan	N/A	N/A	N/A	N/A	N/A	N/A	N/A	N/A	N/A
		Electric Fan	2939	2998	2312	2358	2912	2970	*	*	
	DuraPlate	N/A	N/A	N/A	N/A	N/A	N/A	N/A	N/A	N/A	
	1.60	None	*	*	*	*	*	*	*	*	*
		Shaft Fan	N/A	N/A	N/A	N/A	N/A	N/A	N/A	N/A	N/A
		Electric Fan	2902	2960	2357	2404	3040	3101	*	*	
	DuraPlate	N/A	N/A	N/A	N/A	N/A	N/A	N/A	N/A	N/A	
	1.80	None	*	*	*	*	*	*	*	*	*
		Shaft Fan	N/A	N/A	N/A	N/A	N/A	N/A	N/A	N/A	N/A
		Electric Fan	2764	2819	2318	2364	2947	3006	*	*	
	DuraPlate	N/A	N/A	N/A	N/A	N/A	N/A	N/A	N/A	N/A	
	2.00	None	*	*	*	*	*	*	*	*	*
		Shaft Fan	N/A	N/A	N/A	N/A	N/A	N/A	N/A	N/A	N/A
		Electric Fan	2687	2741	2268	2314	2952	3011	*	*	
	DuraPlate	N/A	N/A	N/A	N/A	N/A	N/A	N/A	N/A	N/A	
2.24	None	*	*	*	*	*	*	*	*	*	
	Shaft Fan	N/A	N/A	N/A	N/A	N/A	N/A	N/A	N/A	N/A	
	Electric Fan	2574	2625	2156	2199	2831	2887	2357	2404		
DuraPlate	N/A	N/A	N/A	N/A	N/A	N/A	N/A	N/A	N/A		
2.50	None	*	*	*	*	*	*	*	*	*	
	Shaft Fan	N/A	N/A	N/A	N/A	N/A	N/A	N/A	N/A	N/A	
	Electric Fan	2443	2492	2077	2118	2740	2795	2372	2419		
DuraPlate	N/A	N/A	N/A	N/A	N/A	N/A	N/A	N/A	N/A		
2.80	None	*	*	*	*	*	*	*	*	*	
	Shaft Fan	N/A	N/A	N/A	N/A	N/A	N/A	N/A	N/A	N/A	
	Electric Fan	2295	2341	1980	2019	2624	2676	2356	2403		
DuraPlate	N/A	N/A	N/A	N/A	N/A	N/A	N/A	N/A	N/A		
3.15	None	*	*	*	*	*	*	*	*	*	
	Shaft Fan	N/A	N/A	N/A	N/A	N/A	N/A	N/A	N/A	N/A	
	Electric Fan	2130	2173	1900	1938	2479	2529	2305	2351		
DuraPlate	N/A	N/A	N/A	N/A	N/A	N/A	N/A	N/A	N/A		
3.55	None	*	*	*	*	*	*	*	*	*	
	Shaft Fan	N/A	N/A	N/A	N/A	N/A	N/A	N/A	N/A	N/A	
	Electric Fan	1720	1754	1758	1793	2438	2487	2296	2342		
DuraPlate	N/A	N/A	N/A	N/A	N/A	N/A	N/A	N/A	N/A		
4.00	None	*	*	*	*	*	*	*	*	*	
	Shaft Fan	N/A	N/A	N/A	N/A	N/A	N/A	N/A	N/A	N/A	
	Electric Fan	1763	1799	1627	1660	2225	2270	2228	2272		
DuraPlate	N/A	N/A	N/A	N/A	N/A	N/A	N/A	N/A	N/A		
4.50	None	*	*	*	*	*	*	*	*	*	
	Shaft Fan	N/A	N/A	N/A	N/A	N/A	N/A	N/A	N/A	N/A	
	Electric Fan	1622	1654	1720	1754	2060	2101	2057	2098		
DuraPlate	N/A	N/A	N/A	N/A	N/A	N/A	N/A	N/A	N/A		
5.00	None	*	*	*	*	*	*	*	*	*	
	Shaft Fan	N/A	N/A	N/A	N/A	N/A	N/A	N/A	N/A	N/A	
	Electric Fan	1056	1077	1588	1619	2319	2365	1920	1958		
DuraPlate	N/A	N/A	N/A	N/A	N/A	N/A	N/A	N/A	N/A		

\* Basic thermal ratings listed are based on an ambient temperature of 68°F(20°C) at sea level. Application-adjusted thermal ratings must be calculated using the application-adjusted thermal factors on page 8 before comparing to the required load. For cooling beyond the range of values listed, contact the Factory.

† Actual sump temperatures will vary based upon exact ambient conditions and load profile.

\* Contact Factory.

Basic Thermal Ratings\* — Hp/Double Reduction Maximum 200°F Sump Temperature†

HSS rpm	Nom. Ratio	Auxiliary Cooling	DRIVE SIZE														
			107	117	127	133	137	143	147	153	157	163	167	173	177	187	
1750	5.00	None												N/A	N/A		
		Shaft Fan													846	860	
		Electric Fan													845	859	
		DuraPlate													2516	2559	
	5.60	None	212	282	324	296	301	263	268	*	*	N/A	N/A	N/A	N/A	N/A	
		Shaft Fan	305	486	585	575	585	717	729	915	931	713	725	974	1000	1000	*
		Electric Fan	363	539	636	703	715	722	735	948	965	621	632	973	1000	1000	*
		DuraPlate	N/A	555	671	800	814	1123	1142	1692	1721	1674	1703	2578	2622	2264	
	6.30	None	205	272	331	306	312	275	280	*	*	N/A	N/A	N/A	N/A	N/A	
		Shaft Fan	295	467	589	583	593	724	736	950	966	748	761	1152	1172	1172	*
		Electric Fan	352	517	639	709	721	729	742	982	1000	657	668	1151	1171	1171	*
		DuraPlate	N/A	533	673	804	818	1123	1142	1699	1728	1702	1750	2750	2797	2390	
	7.10	None	210	277	324	305	311	285	290	286	291	N/A	N/A	547	556	*	
		Shaft Fan	300	467	573	573	583	712	724	953	969	875	889	1785	1815	1815	1000
		Electric Fan	356	516	621	700	706	717	729	984	1001	780	800	1784	1814	1814	1000
		DuraPlate	N/A	531	654	787	800	1089	1107	1674	1703	1842	1873	3412	3500	2610	
	8.00	None	196	271	321	318	323	350	352	450	456	363	369	549	558	*	
		Shaft Fan	280	452	553	574	583	771	784	1115	1134	1138	1157	1727	1756	1712	
		Electric Fan	332	500	600	690	701	776	789	1145	1165	1048	1066	1726	1755	1711	
		DuraPlate	334	440	603	636	647	900	907	1390	1414	1500	1523	3284	3340	3355	
	9.00	None	189	258	322	320	325	346	352	450	456	368	375	600	608	*	
		Shaft Fan	269	430	550	573	582	764	776	1092	1110	1136	1155	1778	1808	1698	
		Electric Fan	320	474	600	687	700	769	782	1121	1140	1047	1065	1777	1807	1698	
		DuraPlate	321	419	600	634	645	883	900	1356	1379	1500	1518	3312	3368	3291	
	10.0	None	192	259	311	311	316	332	338	441	450	410	416	727	740	*	
		Shaft Fan	273	427	530	554	563	725	738	1058	1076	1192	1212	1818	1849	1750	
		Electric Fan	323	470	573	663	674	730	743	1086	1105	1103	1121	1818	1848	1750	
		DuraPlate	325	416	577	613	623	838	852	1312	1334	1550	1576	2504	2546	3310	
11.2	None	166	227	270	289	294	321	326	420	427	433	440	690	702	700		
	Shaft Fan	237	379	463	511	519	682	700	979	1000	1097	1116	1727	1757	1791		
	Electric Fan	282	418	500	611	621	687	700	1004	1021	1021	1039	1727	1756	1790		
	DuraPlate	275	361	501	561	571	649	660	1276	1297	1500	1510	2383	2424	2500		
12.5	None	159	215	270	289	294	317	322	411	418	429	437	714	726	684		
	Shaft Fan	228	360	460	508	517	673	684	950	966	1086	1105	1750	1778	1750		
	Electric Fan	272	400	500	607	617	677	689	974	1000	1011	1028	1750	1777	1750		
	DuraPlate	265	343	500	558	567	640	651	1236	1257	1470	1500	2396	2436	2411		
14.0	None	162	216	261	279	284	292	300	400	405	452	460	779	800	704		
	Shaft Fan	231	358	444	489	500	617	627	916	931	1118	1137	1750	1770	1751		
	Electric Fan	275	394	479	584	600	621	631	939	955	1042	1060	1750	1769	1750		
	DuraPlate	268	341	480	537	546	587	600	1190	1210	1501	1527	1864	1896	2408		
16.0	None	144	200	238	257	262	278	283	416	423	433	441	729	741	764		
	Shaft Fan	206	332	404	450	455	585	600	923	939	1016	1033	1643	1671	1728		
	Electric Fan	245	366	436	533	542	589	600	946	962	950	966	1642	1670	1727		
	DuraPlate	210	311	376	419	427	470	478	955	971	1062	1080	1762	1792	1853		
18.0	None	138	188	237	257	261	274	279	402	409	428	435	743	756	736		
	Shaft Fan	200	315	401	445	452	577	587	900	906	1004	1021	1654	1682	1669		
	Electric Fan	236	350	433	529	538	581	590	913	928	939	955	1653	1681	1668		
	DuraPlate	202	295	374	417	424	463	471	921	936	1050	1068	1771	1801	1790		
20.0	None	141	188	229	247	251	258	263	386	393	450	453	774	787	743		
	Shaft Fan	200	312	387	428	435	543	552	852	867	1028	1045	1625	1653	1665		
	Electric Fan	238	343	418	509	517	547	556	873	888	962	978	1625	1652	1665		
	DuraPlate	205	293	360	401	408	436	444	881	900	1074	1092	2065	2100	1784		
22.4	None	139	182	219	234	238	300	305	389	395	500	503	722	734	763		
	Shaft Fan	197	310	364	400	404	600	607	814	828	1045	1062	1531	1557	1617		
	Electric Fan	234	344	392	470	478	601	611	833	848	985	1001	1531	1557	1616		
	DuraPlate	200	268	306	333	339	433	440	709	721	916	932	1952	2000	2059		
25.0	None	133	173	219	233	237	296	301	376	382	487	500	800	806	732		
	Shaft Fan	189	296	362	395	402	591	601	787	800	1031	1048	1706	1750	1558		
	Electric Fan	224	328	389	467	475	600	604	806	819	971	988	1705	1750	1557		
	DuraPlate	192	247	305	332	337	428	436	686	700	904	919	2184	2221	2000		
28.0	None	135	173	211	225	229	276	281	361	368	505	514			800		
	Shaft Fan	191	291	350	381	387	552	562	757	770	1053	1071			1716		
	Electric Fan	227	322	376	450	458	556	565	775	788	1000	1010			1715		
	DuraPlate	194	244	294	319	325	400	407	659	671	926	942			2200		

\* Basic thermal ratings listed are based on an ambient temperature of 68°F(20°C) at sea level. Application-adjusted thermal ratings must be calculated using the application-adjusted thermal factors on page 8 before comparing to the required load. For cooling beyond the range of values listed, contact the Factory.

† Actual sump temperatures will vary based upon exact ambient conditions and load profile.

\* Contact Factory.

Basic Thermal Ratings\* — Hp/Double Reduction Maximum 200°F Sump Temperature†

HSS rpm	Nom. Ratio	Auxiliary Cooling	DRIVE SIZE																	
			193	197	203	207	213	217	223	227	237	243	247	253	257	263	267	273	277	
1750	5.00	None	*	*			*	*												
		Shaft Fan	*	*			*	*												
		Electric Fan	*	*			*	*												
		DuraPlate	3844	3909			*	*												
	5.60	None	*	*	*	*	*	*	*	*	*	*	*	*	*	*	*	*	*	
		Shaft Fan	*	*	*	*	*	*	*	*	*	*	*	*	*	*	*	*	*	
		Electric Fan	*	*	*	*	*	*	*	*	*	*	*	*	*	*	*	*	*	
		DuraPlate	4190	4261	2935	3000	1295	1317	*	*	*	*	*	*	*	*	*	*	*	
	6.30	None	*	*	*	*	*	*	*	*	*	*	*	*	*	*	*	*	*	
		Shaft Fan	*	*	*	*	*	*	*	*	*	*	*	*	*	*	*	*	*	
		Electric Fan	*	*	*	*	*	*	*	*	*	*	*	*	*	*	*	*	*	
		DuraPlate	4213	4284	3524	3584	1959	2000	*	*	*	*	*	*	*	*	*	*	*	
	7.10	None	*	*	*	*	*	*	*	*	*	*	*	*	*	*	*	*	*	
		Shaft Fan	2347	2387	*	*	*	*	*	*	*	*	*	*	*	*	*	*	*	
		Electric Fan	2250	2266	*	*	*	*	*	*	*	*	*	*	*	*	*	*	*	
		DuraPlate	3688	3751	3663	3725	3411	3500	*	*	*	*	*	*	*	*	*	*	*	
	8.00	None	*	*	*	*	*	*	*	*	*	*	*	*	*	*	*	*	*	
		Shaft Fan	2409	2449	2084	2119	1432	1456	*	*	*	*	*	*	*	*	*	*	*	
		Electric Fan	2295	2333	1965	2000	*	*	*	*	*	*	*	*	*	*	*	*	*	
		DuraPlate	3693	3756	3438	3500	3685	3747	2414	2455	20912	26183	26627	50669	51528	*	*	*	*	
9.00	None	*	*	*	*	*	*	*	*	*	*	*	*	*	*	*	*	*		
	Shaft Fan	2352	2391	2250	2267	1552	1579	*	*	*	*	*	*	*	*	*	*	*		
	Electric Fan	2250	2279	2114	2149	1279	1301	*	*	*	*	*	*	*	*	*	*	*		
	DuraPlate	3598	3659	3534	3594	3733	3796	3000	3036	20497	26467	26916	49906	50752	*	*	*	*		
10.0	None	*	*	*	*	*	*	*	*	*	*	*	*	*	*	*	*	*		
	Shaft Fan	2564	2607	2203	2250	2907	2957	*	*	*	*	*	*	*	*	*	*	*		
	Electric Fan	2465	2507	2092	2127	2650	2695	*	*	*	*	*	*	*	*	*	*	*		
	DuraPlate	2877	2926	3500	3525	6616	6729	3151	3205	20134	26263	26708	49170	50004	*	*	*	*		
11.2	None	725	737	*	*	*	*	*	*	*	*	*	*	*	*	*	*	*		
	Shaft Fan	2539	2582	2458	2500	2870	2918	2598	2642	4444	4628	4707	4192	4263	*	*	*	*		
	Electric Fan	2443	2500	2358	2398	2625	2670	2341	2381	2685	2033	2067	*	*	*	*	*	*		
	DuraPlate	2840	2888	2772	2819	6413	6522	6337	6445	26480	34200	34780	41007	41702	*	*	*	*		
12.5	None	700	711	662	673	*	*	*	*	*	*	*	*	*	*	*	*	*		
	Shaft Fan	2453	2500	2500	2526	2806	2853	2641	2686	4443	4849	4932	4576	4653	*	*	*	*		
	Electric Fan	2360	2400	2388	2428	2569	2612	2397	2438	2789	2350	2390	*	*	*	*	*	*		
	DuraPlate	2746	2793	2788	2835	6262	6368	6203	6308	25117	33072	33633	39341	40008	*	*	*	*		
14.0	None	832	847	647	658	1007	1024	*	*	*	*	*	*	*	*	*	*	*		
	Shaft Fan	2391	2431	2408	2449	3345	3402	2613	2657	4398	4943	5026	4710	4790	*	*	*	*		
	Electric Fan	2308	2348	2315	2354	3129	3182	2377	2417	2807	2583	2626	*	*	*	*	*	*		
	DuraPlate	3283	3339	2704	2750	4907	4990	6082	6185	24301	31559	32093	38197	38844	*	*	*	*		
16.0	None	833	847	800	805	968	985	*	*	*	*	*	*	*	*	*	*	*		
	Shaft Fan	2344	2384	2341	2381	3193	3248	3253	3308	5468	7060	7179	7795	7927	*	*	*	*		
	Electric Fan	2265	2303	2259	2297	3000	3038	3037	3089	4003	4823	4904	5163	5250	*	*	*	*		
	DuraPlate	3204	3259	3235	3289	4690	4770	4820	4901	19004	24553	24969	29663	30165	*	*	*	*		
18.0	None	800	808	815	828	930	945	908	924	*	*	*	*	*	*	*	*	*		
	Shaft Fan	2261	2300	2331	2371	3085	3137	3117	3170	5218	6837	6953	7504	7632	*	*	*	*		
	Electric Fan	2184	2221	2251	2290	2884	2933	2912	2961	3838	4698	4777	5014	5099	*	*	*	*		
	DuraPlate	3102	3154	3196	3250	4547	4624	4616	4694	17972	23614	24014	28275	28754	*	*	*	*		
20.0	None	869	884	779	800	1102	1121	879	900	*	*	*	*	*	*	*	*	*		
	Shaft Fan	2311	2350	2251	2290	3265	3320	3018	3069	5055	6507	6618	7261	7384	*	*	*	*		
	Electric Fan	2250	2272	2174	2211	3062	3114	2818	2866	3725	4491	4567	4867	4949	*	*	*	*		
	DuraPlate	2528	2571	3097	3149	4039	4107	4481	4557	17362	22414	22794	27339	27803	*	*	*	*		
22.4	None	868	883	841	856	1099	1118	1126	1145	1681	1754	1784	2084	2119	2001	2035	*	*		
	Shaft Fan	2594	2638	2274	2313	3220	3275	3277	3332	5704	7249	7371	8532	8677	8658	8805	9381	9540		
	Electric Fan	2250	2275	2197	2250	3021	3072	3074	3126	4463	5341	5431	6280	6387	7010	7129	7446	7572		
	DuraPlate	2546	2589	2520	2562	3672	3734	4050	4118	14107	18095	18401	22072	22446	21276	21636	33527	34095		
25.0	None	822	836	864	879	1121	1140	1135	1155	1591	1691	1720	2000	2020	1955	2000	*	*		
	Shaft Fan	2500	2541	2603	2647	3174	3228	3246	3301	5387	6949	7067	8090	8227	8258	8398	9013	9165		
	Electric Fan	2149	2185	2250	2284	3000	3031	3047	3098	4215	5120	5207	5953	6054	6695	6809	7176	7298		
	DuraPlate	2452	2500	2560	2604	3613	3674	3696	3759	13331	17376	17670	20982	21338	20233	20576	31933	32474		
28.0	None			820	834					1084	1103	1531	1595	1622	1901	1933	1901	1933	*	*
	Shaft Fan			2509	2552					3124	3177	5194	6553	6664	7765	7897	7975	8110	8726	8874
	Electric Fan			2160	2197					2931	3000	4062	4823	4905	5706	5803	6466	6576	6955	7072
	DuraPlate			2467	2509					3562	3622	12873	16464	16743	20247	20590	19567	19898	30896	31420

\* Basic thermal ratings listed are based on an ambient temperature of 68°F(20°C) at sea level. Application-adjusted thermal ratings must be calculated using the application-adjusted thermal factors on page 8 before comparing to the required load. For cooling beyond the range of values listed, contact the Factory.

† Actual sump temperatures will vary based upon exact ambient conditions and load profile.

\* Contact Factory.

Basic Thermal Ratings\* — Hp/Double Reduction Maximum 200°F Sump Temperature†

HSS rpm	Nom. Ratio	Auxiliary Cooling	DRIVE SIZE													
			107	117	127	133	137	143	147	153	157	163	167	173	177	187
1430	5.00	None											*	*		
		Shaft Fan												1320	1343	
		Electric Fan												1587	1614	
	DuraPlate												2693	2739		
	5.60	None	208	280	330	319	325	330	335	373	379	*	*	*	*	*
		Shaft Fan	270	428	519	523	532	679	690	923	938	900	906	1343	1365	1179
		Electric Fan	353	523	626	707	719	779	800	1095	1114	965	982	1597	1624	1445
	DuraPlate	384	500	602	716	728	1019	1036	1553	1580	1691	1720	2654	2699	2556	
	6.30	None	201	268	333	325	330	334	339	393	400	*	*	*	*	*
		Shaft Fan	261	409	520	526	535	678	689	927	943	904	920	1448	1473	1250
		Electric Fan	341	500	625	707	719	777	790	1093	1112	978	1000	1702	1731	1500
	DuraPlate	370	474	602	716	729	1012	1029	1534	1560	1695	1724	2746	2793	2577	
	7.10	None	205	271	324	319	324	329	335	400	405	*	*	772	785	*
		Shaft Fan	265	409	504	513	522	655	666	914	929	988	1005	1750	1762	1368
		Electric Fan	345	500	605	688	700	969	986	1074	1092	1063	1081	1969	2002	1625
	DuraPlate	374	472	583	700	709	969	986	1500	1523	1786	1816	3050	3102	2685	
	8.00	None	189	261	311	315	321	359	365	487	500	*	*	741	754	*
		Shaft Fan	245	392	479	501	509	680	692	1000	1011	1079	1097	1654	1682	1689
		Electric Fan	319	476	573	667	679	772	785	1149	1169	1148	1168	1878	1910	1926
	DuraPlate	300	395	532	566	575	800	806	1228	1250	1383	1407	2913	2962	3018	
	9.00	None	182	250	311	316	321	356	362	478	486	472	480	776	789	723
		Shaft Fan	235	372	477	500	507	672	683	967	983	1071	1089	1686	1714	1652
		Electric Fan	307	452	569	663	674	762	775	1116	1135	1140	1159	1908	1941	1882
	DuraPlate	287	375	528	563	572	782	800	1192	1212	1372	1395	2927	3000	2939	
	10.0	None	185	250	300	306	311	338	344	465	472	506	514	803	816	757
		Shaft Fan	239	370	459	481	489	635	645	934	950	1114	1133	1637	1665	1677
		Electric Fan	310	450	548	639	650	719	731	1077	1096	1183	1203	1841	1872	1903
	DuraPlate	290	372	508	543	552	738	750	1150	1170	1415	1439	2204	2250	2938	
11.2	None	159	216	258	279	284	317	323	424	431	463	470	755	768	783	
	Shaft Fan	206	326	400	439	450	590	600	847	861	973	1000	1547	1573	1618	
	Electric Fan	270	400	475	583	592	668	679	977	1000	1031	1048	1750	1771	1823	
DuraPlate	246	320	439	493	501	576	586	1095	1114	1297	1319	2088	2124	2189		
12.5	None	153	205	258	279	283	313	318	412	419	457	465	773	786	758	
	Shaft Fan	200	309	395	436	444	581	591	820	834	961	977	1562	1589	1566	
	Electric Fan	260	377	472	578	588	657	669	945	961	1018	1036	1755	1785	1764	
DuraPlate	237	304	436	490	500	567	577	1059	1077	1281	1303	2098	2134	2119		
14.0	None	155	205	250	269	273	288	293	400	405	478	486	780	800	770	
	Shaft Fan	201	308	381	420	427	532	541	790	803	988	1005	1512	1538	1569	
	Electric Fan	263	374	455	556	565	602	612	910	925	1046	1064	1690	1719	1764	
DuraPlate	239	303	421	471	479	520	528	1019	1037	1310	1332	1635	1662	2112		
16.0	None	138	188	225	245	250	270	274	404	410	433	440	728	741	768	
	Shaft Fan	179	284	345	382	388	500	509	786	800	877	900	1423	1447	1501	
	Electric Fan	234	346	413	505	514	567	576	904	919	927	943	1593	1620	1680	
DuraPlate	190	277	334	373	379	421	429	825	839	931	947	1540	1566	1624		
18.0	None	132	178	225	244	250	266	270	390	400	426	434	741	754	738	
	Shaft Fan	172	269	344	380	386	493	501	758	771	866	881	1433	1458	1446	
	Electric Fan	225	328	410	501	510	558	568	871	886	916	931	1602	1629	1620	
DuraPlate	183	262	332	371	377	415	422	800	808	919	935	1549	1576	1566		
20.0	None	134	178	217	235	239	250	254	374	380	443	451	744	757	743	
	Shaft Fan	174	267	331	365	371	464	471	725	738	888	903	1392	1415	1443	
	Electric Fan	227	325	395	482	490	525	534	833	847	938	954	1548	1574	1614	
DuraPlate	185	260	320	356	362	390	400	760	773	942	958	1759	1788	1561		
22.4	None	132	173	206	221	224	283	288	374	380	472	480	700	704	734	
	Shaft Fan	170	266	311	339	344	504	513	725	738	889	904	1307	1329	1382	
	Electric Fan	222	327	369	444	451	566	576	833	847	935	950	1456	1481	1539	
DuraPlate	180	241	274	300	304	387	393	620	630	803	816	1658	1686	1751		
25.0	None	126	164	206	220	224	279	284	356	362	464	472	759	772	703	
	Shaft Fan	163	253	309	337	342	500	507	667	678	876	900	1450	1475	1330	
	Electric Fan	213	312	367	440	450	560	569	761	774	921	937	1619	1647	1482	
DuraPlate	172	221	273	300	302	382	389	600	609	791	804	1848	1879	1687		
28.0	None	128	164	200	212	216	261	265	342	350	482	490			760	
	Shaft Fan	165	250	300	324	330	466	474	641	652	900	913			1458	
	Electric Fan	216	307	354	424	431	523	532	731	744	943	959			1629	
DuraPlate	175	220	263	286	291	357	363	575	585	812	826			1860		

\* Basic thermal ratings listed are based on an ambient temperature of 68°F(20°C) at sea level. Application-adjusted thermal ratings must be calculated using the application-adjusted thermal factors on page 8 before comparing to the required load. For cooling beyond the range of values listed, contact the Factory.

† Actual sump temperatures will vary based upon exact ambient conditions and load profile.

\* Contact Factory.

Basic Thermal Ratings\* — Hp/Double Reduction Maximum 200°F Sump Temperature†

HSS rpm	Nom. Ratio	Auxiliary Cooling	DRIVE SIZE																
			193	197	203	207	213	217	223	227	237	243	247	253	257	263	267	273	277
1430	5.00	None	*	*			*	*											
		Shaft Fan	1477	1502			*	*											
		Electric Fan	1769	1799			*	*											
	DuraPlate	4118	4188			2911	2960												
	5.60	None	*	*	*	*	*	*	*	*	*	*	*	*	*	*	*	*	*
		Shaft Fan	1725	1754	*	*	*	*	*	*	*	*	*	*	*	*	*	*	*
		Electric Fan	2006	2040	1250	1262	*	*	*	*	*	*	*	*	*	*	*	*	*
	DuraPlate	4245	4317	3625	3686	3717	3780	*	*	23470	16774	17058	53288	54191	50072	50920	*	*	
	6.30	None	*	*	*	*	*	*	*	*	*	*	*	*	*	*	*	*	*
		Shaft Fan	1752	1781	1321	1343	*	*	*	*	*	*	*	*	*	*	*	*	*
		Electric Fan	2022	2057	1607	1634	*	*	*	*	*	*	*	*	*	*	*	*	*
	DuraPlate	4182	4253	3900	4000	4000	4035	2428	2469	23820	19758	20093	54732	55660	51673	52549	*	*	
	7.10	None	*	*	*	*	*	*	*	*	*	*	*	*	*	*	*	*	*
		Shaft Fan	2340	2379	1418	1442	2151	2187	*	*	*	*	*	*	*	*	*	*	*
		Electric Fan	2577	2621	1692	1721	2398	2439	*	*	*	*	*	*	*	*	*	*	*
	DuraPlate	3399	3457	3897	4000	4020	4088	2904	2953	23763	21907	22278	55082	56015	52133	53017	*	*	
	8.00	None	715	727	*	*	*	*	*	*	*	*	*	*	*	*	*	*	*
		Shaft Fan	2350	2389	2183	2220	2277	2315	1603	1630	*	*	*	*	*	5568	5663	*	*
		Electric Fan	2578	2622	2421	2462	2512	2554	1847	1878	*	*	*	*	*	*	*	*	*
	DuraPlate	3367	3424	3247	3302	4050	4118	3500	3529	19591	25359	25789	47908	48720	42419	43138	54312	55233	
9.00	None	700	711	*	*	*	*	*	*	*	*	*	*	*	*	*	*	*	
	Shaft Fan	2274	2313	2254	2293	2281	2319	1884	1916	*	*	*	3165	3219	7177	7299	6101	6205	
	Electric Fan	2500	2538	2500	2528	2508	2550	2116	2152	*	*	*	*	*	3884	3950	*	*	
DuraPlate	3262	3317	3283	3339	4000	4066	3655	3717	18873	24992	25416	46399	47185	41654	42360	53449	54354		
10.0	None	867	882	*	*	*	*	*	*	*	*	*	*	*	*	*	*	*	
	Shaft Fan	2309	2348	2196	2250	2917	2966	1953	2000	1664	2642	2687	3710	3773	7871	8004	7410	7536	
	Electric Fan	2511	2553	2420	2461	3122	3175	2178	2215	*	*	*	*	*	4736	4817	*	*	
DuraPlate	2568	2612	3193	3248	5846	5945	3667	3729	18388	24240	24651	45289	46056	41020	41715	52706	53599		
11.2	None	879	900	805	819	823	837	*	*	*	*	*	*	*	*	*	*	*	
	Shaft Fan	2277	2316	2250	2276	2823	2871	2735	2781	4782	5780	5878	8085	8222	6765	6880	3592	3653	
	Electric Fan	2471	2513	2439	2500	3019	3070	2941	3000	4000	4455	4530	4519	4596	3878	3944	*	*	
DuraPlate	2527	2570	2500	2539	5625	5720	5678	5774	22336	29262	29758	36955	37581	29681	30184	36824	37448		
12.5	None	840	854	844	858	805	819	*	*	*	*	*	*	*	*	*	*	*	
	Shaft Fan	2193	2250	2250	2286	2738	2784	2683	2729	4634	5737	5835	7949	8084	6997	7115	4466	4542	
	Electric Fan	2382	2422	2443	2500	2928	3000	2879	2928	3892	4473	4549	4585	4663	4278	4350	*	*	
DuraPlate	2436	2500	2500	2542	5472	5564	5493	5586	21126	28171	28648	35251	35848	28756	29243	35836	36443		
14.0	None	864	879	812	825	1150	1169	*	*	*	*	*	*	*	*	*	*	*	
	Shaft Fan	2069	2104	2170	2206	2961	3011	2618	2662	4521	5578	5673	7776	7908	7031	7150	4872	4954	
	Electric Fan	2250	2275	2360	2400	3135	3188	2808	2855	3807	4391	4465	4551	4628	4416	4491	*	*	
DuraPlate	2788	2836	2414	2455	4210	4282	5356	5447	20408	26753	27207	34104	34682	28111	28587	35099	35694		
16.0	None	860	875	833	847	1092	1110	1096	1115	1324	1539	1566	1600	1627	*	*	*	*	
	Shaft Fan	2029	2063	2030	2064	2816	2863	2897	2946	4957	6546	6657	9097	9251	8581	8726	9102	9257	
	Electric Fan	2191	2250	2198	2250	3000	3033	3071	3123	4296	5440	5532	6107	6211	6370	6478	6113	6217	
DuraPlate	2723	2769	2749	2795	4013	4081	4148	4219	15803	20510	20858	26333	26779	21782	22151	35370	35970		
18.0	None	819	833	849	863	1043	1061	1047	1065	1278	1511	1537	1572	1598	*	*	*	*	
	Shaft Fan	1953	2000	2022	2056	2713	2759	2759	2806	4702	6294	6401	8661	8808	8299	8440	8890	9040	
	Electric Fan	2112	2147	2185	2222	2875	2924	2925	3000	4079	5236	5325	5831	5930	6188	6293	6044	6147	
DuraPlate	2631	2675	2719	2765	3881	3947	3956	4023	14924	19687	20020	25041	25465	20960	21315	34013	34589		
20.0	None	851	865	810	824	1145	1164	1005	1022	1250	1449	1474	1529	1555	*	*	*	*	
	Shaft Fan	1969	2003	1948	2000	2825	2873	2663	2708	4542	5947	6047	8332	8473	8082	8219	8691	8838	
	Electric Fan	2128	2164	2107	2143	3000	3041	2824	2872	3941	4949	5033	5609	5704	6033	6135	5940	6041	
DuraPlate	2153	2190	2629	2674	3451	3509	3830	3895	14406	18640	18956	24171	24580	20414	20760	33106	33667		
22.4	None	856	871	827	841	1129	1148	1146	1166	1715	1947	2000	2323	2362	2451	2500	2506	2556	
	Shaft Fan	2143	2180	1937	1970	2776	2823	2816	2864	4883	6279	6385	8843	8993	9288	9445	10653	10834	
	Electric Fan	2140	2177	2095	2131	2938	3000	3031	3031	4317	5334	5424	6286	6392	7139	7260	7914	8049	
DuraPlate	2168	2205	2120	2156	3148	3201	3440	3500	11649	14944	15197	19539	19870	19162	19487	29607	30108		
25.0	None	810	824	855	870	1114	1133	1137	1157	1614	1861	1892	2193	2250	2342	2381	2458	2500	
	Shaft Fan	2058	2093	2152	2189	2706	2752	2774	2821	4604	6005	6107	8367	8509	8816	8966	10161	10333	
	Electric Fan	2055	2090	2152	2189	2864	2912	2936	3000	4069	5100	5186	5940	6040	6778	6893	7561	7689	
DuraPlate	2082	2117	2180	2217	3067	3119	3145	3199	10998	14331	14574	18552	18866	18190	18498	28157	28634		
28.0	None			811	824			1084	1102	1550	1750	1771	2089	2124	2253	2291	2358	2398	
	Shaft Fan			2068	2103			2664	2709	4433	5647	5743	8023	8159	8496	8640	9803	9969	
	Electric Fan			2068	2103			2821	2868	3917	4790	4872	5683	5779	6527	6638	7292	7416	
DuraPlate			2095	2131			3024	3075	10612	13554	13784	17882	18185	17570	17868	27213	27674		

\* Basic thermal ratings listed are based on an ambient temperature of 68°F(20°C) at sea level. Application-adjusted thermal ratings must be calculated using the application-adjusted thermal factors on page 8 before comparing to the required load. For cooling beyond the range of values listed, contact the Factory.

† Actual sump temperatures will vary based upon exact ambient conditions and load profile.

\* Contact Factory.

Basic Thermal Ratings\* — Hp/Double Reduction Maximum 200°F Sump Temperature†

HSS rpm	Nom. Ratio	Auxiliary Cooling	DRIVE SIZE													
			107	117	127	133	137	143	147	153	157	163	167	173	177	187
1170	5.00	None												718	730	
		Shaft Fan												1480	1505	
		Electric Fan												2000	2033	
		DuraPlate												2558	2601	
	5.60	None	200	269	322	323	328	362	368	462	470	455	462	713	725	650
		Shaft Fan	232	363	443	453	460	603	614	848	863	919	935	1437	1461	1407
		Electric Fan	337	500	600	685	700	800	805	1147	1167	1159	1179	1931	1964	1928
		DuraPlate	331	430	526	620	630	882	900	1344	1366	1555	1581	2464	2506	2500
	6.30	None	193	256	323	325	330	361	367	462	470	459	467	768	781	670
		Shaft Fan	223	346	442	453	461	600	608	836	850	918	934	1500	1519	1404
		Electric Fan	324	473	600	682	700	783	800	1124	1143	1155	1175	2000	2017	1908
		DuraPlate	318	410	525	617	628	872	886	1313	1335	1545	1571	2509	2551	2453
	7.10	None	196	258	313	316	321	350	352	455	463	503	512	887	902	730
		Shaft Fan	227	346	427	440	450	570	580	815	829	973	1000	1563	1590	1462
		Electric Fan	328	470	575	661	672	744	757	1092	1110	1212	1233	2015	2050	1959
		DuraPlate	321	408	507	600	609	827	841	1274	1295	1604	1631	2597	2641	2500
	8.00	None	180	246	294	303	308	356	362	493	501	530	539	836	850	860
		Shaft Fan	208	329	401	420	428	575	585	845	859	959	975	1477	1502	1537
		Electric Fan	302	450	539	631	642	746	759	1113	1132	1178	1198	1908	1940	2000
		DuraPlate	262	344	459	488	500	681	700	1042	1060	1216	1236	2463	2505	2577
9.00	None	172	233	294	303	308	351	357	479	488	525	534	859	874	836	
	Shaft Fan	200	311	400	419	426	567	577	818	832	948	964	1500	1523	1500	
	Electric Fan	290	424	534	626	636	735	747	1076	1094	1164	1184	1924	1956	1929	
	DuraPlate	251	326	456	486	494	670	682	1008	1025	1201	1222	2471	2513	2500	
10.0	None	175	233	283	292	300	331	337	463	471	552	561	821	835	853	
	Shaft Fan	203	310	384	403	410	533	542	788	802	981	1000	1403	1427	1500	
	Electric Fan	293	420	514	602	613	691	702	1036	1053	1199	1219	1793	1823	1931	
	DuraPlate	255	325	438	468	476	630	641	970	986	1236	1257	1866	1898	2500	
11.2	None	150	202	241	263	267	305	310	411	418	467	475	768	781	806	
	Shaft Fan	174	271	329	364	370	491	500	702	714	824	838	1320	1342	1389	
	Electric Fan	255	370	444	545	554	636	647	926	942	1006	1024	1691	1719	1780	
	DuraPlate	214	280	376	421	428	500	507	908	924	1093	1111	1761	1790	1854	
12.5	None	144	191	241	262	267	301	306	400	405	460	468	782	800	776	
	Shaft Fan	167	257	328	362	368	483	491	679	690	812	826	1332	1355	1339	
	Electric Fan	245	352	441	540	550	625	636	900	910	1000	1009	1700	1729	1718	
	DuraPlate	206	265	374	418	425	490	500	877	900	1078	1096	1769	1799	1789	
14.0	None	146	192	232	252	257	276	281	384	390	479	487	754	767	783	
	Shaft Fan	170	256	316	350	354	442	450	653	665	837	851	1263	1285	1339	
	Electric Fan	250	350	425	520	528	572	582	861	875	1018	1035	1603	1630	1712	
	DuraPlate	208	265	360	402	409	450	456	844	858	1104	1122	1388	1411	1782	
16.0	None	130	175	210	228	232	256	261	381	388	419	426	702	714	743	
	Shaft Fan	151	236	286	315	320	413	420	645	656	729	741	1184	1205	1252	
	Electric Fan	220	322	384	470	478	536	545	847	861	887	902	1508	1533	1593	
	DuraPlate	169	241	290	323	328	369	375	692	704	791	804	1303	1325	1377	
18.0	None	125	165	210	228	232	252	257	368	374	413	420	714	726	713	
	Shaft Fan	144	223	285	313	319	406	413	621	632	718	731	1195	1215	1204	
	Electric Fan	211	305	382	466	474	528	536	815	829	875	890	1516	1542	1534	
	DuraPlate	162	228	289	321	326	363	369	667	678	780	800	1313	1335	1325	
20.0	None	126	166	202	219	223	237	241	352	358	428	436	700	711	716	
	Shaft Fan	147	222	274	301	306	382	388	600	604	739	751	1150	1169	1202	
	Electric Fan	214	302	368	450	456	500	504	780	800	900	912	1448	1473	1527	
	DuraPlate	164	227	279	309	314	341	350	638	649	801	815	1454	1479	1321	
22.4	None	121	161	191	204	208	262	266	342	350	441	450	650	661	689	
	Shaft Fan	141	220	257	279	284	411	418	564	574	730	743	1076	1094	1139	
	Electric Fan	206	306	342	411	418	525	534	732	745	872	887	1360	1383	1439	
	DuraPlate	156	213	241	261	266	338	344	528	537	686	700	1366	1389	1445	
25.0	None	115	153	191	204	207	258	263	330	336	433	441	711	723	660	
	Shaft Fan	134	209	256	278	282	406	413	545	554	719	731	1188	1209	1094	
	Electric Fan	197	291	340	408	415	519	527	707	719	859	873	1509	1535	1384	
	DuraPlate	150	196	240	260	265	334	340	510	519	675	687	1516	1542	1390	
28.0	None	118	153	184	196	200	241	245	318	323	450	458			712	
	Shaft Fan	137	208	247	267	272	379	385	524	532	739	751			1193	
	Electric Fan	200	287	328	394	400	484	493	680	691	880	900			1518	
	DuraPlate	152	195	231	251	255	312	317	490	500	700	707			1524	

\* Basic thermal ratings listed are based on an ambient temperature of 68°F(20°C) at sea level. Application-adjusted thermal ratings must be calculated using the application-adjusted thermal factors on page 8 before comparing to the required load. For cooling beyond the range of values listed, contact the Factory.

† Actual sump temperatures will vary based upon exact ambient conditions and load profile.

\* Contact Factory.

Basic Thermal Ratings\* — Hp/Double Reduction Maximum 200°F Sump Temperature†

HSS rpm	Nom. Ratio	Auxiliary Cooling	DRIVE SIZE																	
			193	197	203	207	213	217	223	227	237	243	247	253	257	263	267	273	277	
1170	5.00	None	*	*			*	*												
		Shaft Fan	1905	1938			*	*												
		Electric Fan	2567	2610			1934	1967												
		DuraPlate	3862	3928			4354	4428												
	5.60	None	*	*	*	*	*	*	*	*	*	*	*	*	*	*	*	*	*	*
		Shaft Fan	2000	2031	1640	1668	1462	1500	*	*	*	*	*	*	*	*	*	*	*	
		Electric Fan	2633	2677	2304	2343	2276	2314	*	*	*	*	*	*	*	*	*	*	*	
		DuraPlate	3872	3938	3612	3673	4566	4643	3500	3526	21970	22679	23064	50266	51118	36567	37187	57753	58732	
	6.30	None	*	*	*	*	*	*	*	*	*	*	*	*	*	*	*	*	*	*
		Shaft Fan	1956	2000	1811	1842	1575	1602	882	900	*	*	*	*	*	*	*	*	*	
		Electric Fan	2569	2613	2456	2500	2362	2402	1656	1684	*	*	*	*	*	*	*	*	*	
		DuraPlate	3770	3834	3715	3778	4577	4655	3942	4009	21494	23329	23725	49646	50487	37934	38577	57899	58880	
	7.10	None	923	939	*	*	*	*	*	*	*	*	*	*	*	*	*	*	*	*
		Shaft Fan	2128	2165	1802	1833	2545	2588	1087	1105	*	*	*	*	*	*	*	*	*	
		Electric Fan	2677	2722	2423	2465	3284	3340	1847	1878	*	*	*	*	*	*	*	*	*	
		DuraPlate	2947	3000	3640	3702	4000	4031	4058	4127	21094	23456	23854	48960	49790	38305	38955	57652	58630	
	8.00	None	944	960	842	857	*	*	*	*	*	*	*	*	*	*	*	*	*	*
		Shaft Fan	2113	2149	2038	2072	2517	2559	2266	2305	3058	4109	4179	5781	5879	3646	3708	8627	8774	
		Electric Fan	2641	2686	2586	2630	3219	3274	3005	3056	3158	4031	4099	3896	4000	*	*	6180	6180	
		DuraPlate	2901	2950	2857	2905	3866	3931	3687	3750	16848	22221	22597	40301	40984	32572	33124	45961	46740	
9.00	None	905	921	900	910	*	*	*	*	*	*	*	*	*	*	*	*	*	*	
	Shaft Fan	2033	2068	2069	2104	2457	2500	2310	2349	3141	4326	4399	6051	6154	4651	4729	9435	9595		
	Electric Fan	2545	2589	2601	2645	3138	3191	3011	3062	3235	4251	4323	4265	4338	2806	2853	7048	7167		
	DuraPlate	2798	2845	2862	2911	3766	3829	3658	3720	16055	21565	21931	38628	39283	31842	32382	44604	45361		
10.0	None	938	954	865	880	1141	1160	*	*	*	*	*	*	*	*	*	*	*	*	
	Shaft Fan	1971	2005	2000	2031	2661	2707	2283	2321	3143	4416	4491	6103	6206	5069	5155	9760	9926		
	Electric Fan	2441	2500	2513	2556	3277	3332	2961	3011	3233	4346	4419	4390	4464	3297	3353	7479	7605		
	DuraPlate	2194	2250	2767	2814	4886	4969	3589	3650	15558	20609	20959	37467	38102	31263	31793	43629	44369		
11.2	None	937	953	900	912	1099	1118	1051	1068	1356	1458	1483	*	*	*	*	*	*	*	
	Shaft Fan	1940	1973	1923	1955	2545	2589	2560	2603	4506	5844	5943	8062	8199	8038	8174	7685	7815		
	Electric Fan	2393	2433	2391	2432	3133	3186	3175	3228	4592	5775	5873	6397	6506	6509	6619	5500	5593		
	DuraPlate	2154	2191	2144	2181	4674	4753	4789	4870	17867	23621	24022	29939	30446	25058	25483	31901	32442		
12.5	None	900	908	919	935	1057	1075	1029	1046	1334	1480	1505	*	*	*	*	*	*	*	
	Shaft Fan	1862	1894	1926	1958	2455	2500	2462	2503	4297	5665	5761	7736	7867	7883	8017	7769	7901		
	Electric Fan	2303	2342	2381	2421	3026	3077	3048	3100	4377	5599	5694	6166	6271	6434	6543	5703	5800		
	DuraPlate	2071	2106	2141	2178	4530	4607	4591	4669	16859	22657	23041	28438	28920	24115	24523	30755	31276		
14.0	None	851	865	879	900	1192	1212	1000	1014	1308	1462	1500	1500	1520	*	*	*	*	*	
	Shaft Fan	1716	1750	1852	1883	2500	2537	2381	2422	4159	5386	5477	7466	7592	7724	7855	7727	7858		
	Electric Fan	2109	2145	2295	2333	3019	3070	2951	3001	4236	5324	5415	5960	6061	6323	6430	5740	5837		
	DuraPlate	2279	2318	2061	2096	3500	3522	4456	4532	16264	21427	21791	27429	27894	23483	23881	29954	30461		
16.0	None	844	858	826	840	1124	1143	1154	1174	1554	1954	2000	2203	2250	2284	2323	2000	2034		
	Shaft Fan	1684	1713	1685	1713	2364	2404	2450	2500	4228	5669	5765	7842	7975	8002	8138	9071	9225		
	Electric Fan	2064	2099	2077	2112	2866	2914	3000	3024	4300	5611	5707	6449	6559	6788	6903	7376	7501		
	DuraPlate	2250	2266	2250	2285	3291	3347	3418	3500	12492	16252	16527	20936	21291	17982	18287	28943	29433		
18.0	None	803	816	837	851	1072	1090	1091	1109	1474	1877	1909	2097	2133	2219	2256	1997	2031		
	Shaft Fan	1618	1645	1680	1709	2272	2310	2321	2361	4000	5423	5515	7426	7552	7673	7803	8737	8885		
	Electric Fan	2000	2022	2062	2097	2760	2807	2821	2869	4061	5368	5459	6107	6210	6511	6621	7119	7240		
	DuraPlate	2148	2185	2250	2265	3175	3229	3246	3301	11782	15569	15833	19864	20200	17252	17544	27765	28235		
20.0	None	806	820	800	811	1126	1145	1042	1060	1421	1763	1793	2006	2040	2154	2190	1967	2000		
	Shaft Fan	1611	1639	1615	1643	2338	2378	2250	2271	3848	5094	5180	7116	7236	7435	7561	8475	8619		
	Electric Fan	2000	2018	2000	2021	2838	2886	2720	2766	3913	5043	5128	5847	5946	6307	6414	6908	7025		
	DuraPlate	1771	1801	2148	2184	2837	2885	3134	3187	11362	14703	14952	19134	19458	16769	17053	26976	27433		
22.4	None	814	828	784	800	1103	1122	1114	1133	1667	2000	2021	2378	2418	2626	2671	2904	2953		
	Shaft Fan	1683	1712	1583	1610	2290	2329	2317	2356	4006	5150	5238	7253	7376	8147	8285	9481	9642		
	Electric Fan	2000	2032	1955	2000	2781	2828	2815	2863	4068	5133	5220	6058	6161	6946	7064	7887	8020		
	DuraPlate	1783	1813	1750	1771	2598	2642	2814	2862	9178	11710	11908	15380	15641	15638	15903	23919	24324		
25.0	None	769	782	814	828	1067	1085	1095	1113	1565	1892	1924	2250	2272	2500	2525	2789	2818		
	Shaft Fan	1609	1637	1691	1720	2213	2250	2273	2311	3770	4915	4999	6847	6963	7710	7841	9010	9163		
	Electric Fan	1917	1949	2011	2045	2688	2734	2761	2808	3829	4899	4982	5713	5810	6571	6682	7497	7624		
	DuraPlate	1707	1750	1793	1824	2511	2554	2580	2623	8655	11213	11403	14579	14826	14820	15071	22719	23104		
28.0	None			771	784			1041	1059	1501	1763	1793	2122	2158	2377	2417	2659	2704		
	Shaft Fan			1618	1646			2177	2214	3626	4609	4687	6551	6663	7415	7541	8672	8819		
	Electric Fan			1930	1963			2651	2695	3683	4593	4671	5459	5552	6315	6422	7210	7333		
	DuraPlate			1718	1750			2500	2516	8345	10582	10761	14028	14266	14295	14537	21930	22302		

\* Basic thermal ratings listed are based on an ambient temperature of 68°F(20°C) at sea level. Application-adjusted thermal ratings must be calculated using the application-adjusted thermal factors on page 8 before comparing to the required load. For cooling beyond the range of values listed, contact the Factory.

† Actual sump temperatures will vary based upon exact ambient conditions and load profile.

\* Contact Factory.

Basic Thermal Ratings\* — Hp/Double Reduction Maximum 200°F Sump Temperature†

HSS rpm	Nom. Ratio	Auxiliary Cooling	DRIVE SIZE														
			107	117	127	133	137	143	147	153	157	163	167	173	177	187	
970	5.00	None												880	900		
		Shaft Fan													1440	1465	
		Electric Fan													2109	2145	
	DuraPlate													2335	2375		
	5.60	None	192	257	309	315	320	366	372	484	493	526	535	844	858	836	
		Shaft Fan	210	317	386	400	404	536	545	763	776	869	883	1375	1398	1396	
		Electric Fan	322	473	571	657	668	777	790	1136	1155	1211	1231	2011	2045	2067	
		DuraPlate	296	383	470	547	556	777	790	1176	1196	1401	1424	2250	2263	2294	
	6.30	None	184	244	310	315	320	362	369	477	485	524	533	880	900	828	
		Shaft Fan	202	301	386	400	404	530	538	745	758	862	876	1410	1434	1368	
		Electric Fan	309	450	567	653	664	766	779	1104	1123	1199	1219	2040	2075	2018	
		DuraPlate	284	364	468	544	554	766	779	1143	1162	1386	1410	2252	2290	2250	
	7.10	None	187	246	300	305	311	344	350	464	472	559	568	907	923	862	
		Shaft Fan	205	301	372	385	391	501	510	723	735	903	918	1398	1421	1398	
		Electric Fan	312	450	547	631	642	723	736	1068	1086	1250	1264	1978	2011	2037	
		DuraPlate	287	363	452	527	536	723	735	1106	1124	1431	1455	2254	2292	2252	
	8.00	None	171	233	279	289	294	345	351	481	489	540	549	850	864	888	
		Shaft Fan	188	285	350	364	370	500	508	733	745	851	866	1314	1336	1378	
		Electric Fan	288	423	510	600	608	717	729	1067	1085	1161	1180	1865	1897	1960	
		DuraPlate	235	311	459	434	441	600	610	908	923	1079	1097	2128	2164	2250	
	9.00	None	164	220	278	288	293	340	346	466	474	533	542	867	882	857	
		Shaft Fan	180	270	345	362	368	491	500	708	720	840	854	1330	1352	1330	
		Electric Fan	276	400	505	593	603	705	717	1029	1047	1145	1164	1876	1907	1893	
		DuraPlate	225	294	456	431	438	590	600	876	900	1064	1082	2136	2172	2162	
	10.0	None	167	221	267	278	282	319	325	450	456	557	566	804	817	866	
		Shaft Fan	182	270	332	350	354	461	469	681	700	868	883	1224	1250	1334	
		Electric Fan	279	400	486	570	580	661	672	1000	1006	1176	1196	1723	1752	1887	
		DuraPlate	228	294	438	415	422	554	563	843	857	1095	1113	1624	1651	2151	
11.2	None	143	190	227	250	252	292	300	393	400	457	464	749	762	791		
	Shaft Fan	156	234	283	312	318	422	429	601	611	714	726	1147	1166	1211		
	Electric Fan	242	350	418	514	523	607	617	879	900	971	988	1621	1649	1711		
	DuraPlate	194	251	332	371	377	444	451	782	800	948	964	1527	1553	1612		
12.5	None	137	180	227	250	252	287	292	380	387	450	457	762	775	760		
	Shaft Fan	150	221	282	311	316	415	422	580	590	703	715	1159	1178	1165		
	Electric Fan	232	331	415	509	518	600	606	848	862	957	973	1629	1657	1649		
	DuraPlate	186	238	330	369	375	436	444	755	767	934	950	1536	1562	1553		
14.0	None	139	180	219	238	242	264	268	366	372	467	475	721	733	764		
	Shaft Fan	152	221	272	300	304	380	386	558	568	725	737	1088	1106	1165		
	Electric Fan	235	329	400	490	500	545	554	815	829	981	1000	1522	1548	1641		
	DuraPlate	188	238	318	355	361	400	406	726	738	958	974	1217	1250	1547		
16.0	None	120	164	197	215	218	244	250	361	367	403	409	670	682	710		
	Shaft Fan	132	203	245	270	274	353	359	548	557	625	636	1017	1034	1077		
	Electric Fan	206	303	361	442	450	510	518	800	812	848	862	1430	1454	1512		
	DuraPlate	150	215	260	288	292	333	339	604	614	700	708	1140	1159	1206		
18.0	None	115	155	197	214	218	240	244	350	353	400	403	681	700	681		
	Shaft Fan	126	191	245	268	273	350	353	528	537	616	626	1027	1045	1034		
	Electric Fan	198	287	359	439	450	501	510	769	782	836	850	1437	1462	1455		
	DuraPlate	144	204	259	286	291	327	333	581	591	685	700	1149	1169	1159		
20.0	None	117	156	190	206	209	225	229	333	339	411	418	660	671	683		
	Shaft Fan	129	191	236	258	262	326	331	505	514	635	646	984	1001	1033		
	Electric Fan	200	284	346	422	429	470	478	735	747	857	872	1366	1389	1448		
	DuraPlate	146	203	250	275	280	307	312	556	566	706	717	1251	1272	1156		
22.4	None	114	152	178	191	195	245	250	321	326	415	422	612	622	650		
	Shaft Fan	126	189	220	239	243	350	354	479	487	622	633	919	934	973		
	Electric Fan	195	290	321	386	393	492	501	688	700	821	835	1282	1303	1356		
	DuraPlate	143	193	260	N/A	N/A	N/A	N/A	466	474	607	618	1172	1192	1250		
25.0	None	109	144	178	191	194	242	246	310	315	408	415	668	680	622		
	Shaft Fan	120	180	220	238	242	344	350	463	470	612	622	1011	1028	934		
	Electric Fan	186	276	319	384	390	486	494	664	676	808	822	1420	1444	1304		
	DuraPlate	136	178	259	N/A	N/A	N/A	N/A	450	457	600	607	1296	1318	1192		
28.0	None	111	145	172	184	187	225	229	300	303	424	431			669		
	Shaft Fan	122	179	212	229	233	321	326	445	452	631	642			1014		
	Electric Fan	189	272	308	369	376	454	462	638	649	829	843			1427		
	DuraPlate	138	178	250	N/A	N/A	N/A	N/A	432	439	616	626			1302		

\* Basic thermal ratings listed are based on an ambient temperature of 68°F(20°C) at sea level. Application-adjusted thermal ratings must be calculated using the application-adjusted thermal factors on page 8 before comparing to the required load. For cooling beyond the range of values listed, contact the Factory.

† Actual sump temperatures will vary based upon exact ambient conditions and load profile.

\* Contact Factory.

## Basic Thermal Ratings\* — Hp/Double Reduction Maximum 200°F Sump Temperature†

HSS rpm	Nom. Ratio	Auxiliary Cooling	DRIVE SIZE																
			193	197	203	207	213	217	223	227	237	243	247	253	257	263	267	273	277
970	5.00	None	846	860			*	*											
		Shaft Fan	1912	1945			1876	1908											
		Electric Fan	2780	2827			3078	3130											
		DuraPlate	3500	3538			4492	4568											
	5.60	None	908	923	*	*	*	*	*	*	*	*	*	*	*	*	*	*	*
		Shaft Fan	1945	2000	1755	1784	2009	2043	1392	1415	1811	*	*	*	*	*	*	*	*
		Electric Fan	2781	2828	2623	2668	3149	3203	2577	2621	2627	*	*	*	*	*	*	*	*
		DuraPlate	3451	3510	3326	3383	4490	4566	4000	4067	19506	22455	22836	44739	45497	35145	35741	42243	42959
	6.30	None	885	900	805	819	*	*	*	*	*	*	*	*	*	*	*	*	*
		Shaft Fan	1883	1915	1846	1877	2017	2051	1659	1687	2277	*	*	2420	2461	*	*	*	*
		Electric Fan	2690	2736	2690	2735	3119	3172	2789	2837	3056	*	*	*	*	*	*	*	*
		DuraPlate	3341	3398	3368	3425	4418	4493	4134	4204	18803	22322	22701	43486	44223	35154	35749	42847	43573
	7.10	None	1000	1015	801	814	1140	1160	*	*	*	*	*	*	*	*	*	*	*
		Shaft Fan	1900	1932	1801	1832	2500	2537	1725	1755	2463	*	*	3000	3042	*	*	*	*
		Electric Fan	2627	2672	2616	2660	3517	3576	2818	2865	3213	1829	1860	2472	2514	*	*	*	*
		DuraPlate	2577	2621	3273	3329	3656	3718	4119	4189	18324	21793	22162	42504	43224	34898	35489	42871	43598
	8.00	None	1003	1020	943	959	1129	1148	1000	1009	*	*	*	*	*	*	*	*	*
		Shaft Fan	1878	1910	1837	1868	2414	2455	2329	2369	3555	4849	4931	6662	6775	5959	6060	4700	4780
		Electric Fan	2579	2623	2564	2607	3386	3444	3350	3407	4266	5660	5756	6109	6213	5497	5590	3933	4000
		DuraPlate	2531	2574	2514	2556	3519	3579	3500	3549	14428	19163	19488	34129	34708	28467	28950	35793	36400
9.00	None	957	973	976	1000	1096	1115	1018	1035	*	*	*	*	*	*	*	*	*	
	Shaft Fan	1801	1831	1854	1885	2335	2375	2286	2325	3500	4829	4911	6588	6699	6258	6364	5371	5462	
	Electric Fan	2500	2523	2559	2603	3278	3334	3256	3311	4146	5602	5697	6067	6170	5824	5923	4611	4689	
	DuraPlate	2435	2500	2511	2554	3407	3500	3389	3446	13677	18465	18778	32539	33091	27562	28030	34705	35293	
10.0	None	935	951	935	950	1234	1255	1002	1019	*	*	*	*	*	*	*	*	*	
	Shaft Fan	1709	1750	1782	1812	2377	2417	2250	2264	3407	4702	4782	6455	6564	6324	6431	5652	5747	
	Electric Fan	2334	2374	2466	2508	3231	3286	3166	3219	4048	5426	5518	5956	6057	5907	6007	4922	5005	
	DuraPlate	1914	1947	2419	2460	4173	4244	3294	3350	13219	17518	17814	31451	31984	26920	27376	33905	34480	
11.2	None	929	945	902	918	1174	1194	1174	1193	1636	2000	2028	2191	2250	2107	2143	*	*	
	Shaft Fan	1681	1710	1671	1699	2260	2299	2309	2348	4063	5415	5507	7419	7544	7623	7752	8140	8278	
	Electric Fan	2285	2324	2294	2333	3076	3128	3162	3215	4670	6115	6218	6938	7055	7257	7380	7474	7601	
	DuraPlate	1879	1911	1875	1907	4000	4046	4105	4175	14762	19581	19913	24871	25292	21203	21562	27283	27745	
12.5	None	884	900	919	934	1123	1142	1124	1143	1566	1943	1976	2126	2162	2128	2164	*	*	
	Shaft Fan	1611	1638	1673	1701	2173	2210	2201	2250	3848	5201	5290	7050	7170	7362	7487	7972	8108	
	Electric Fan	2198	2250	2280	2318	2966	3016	3014	3065	4418	5868	5967	6597	6709	7015	7133	7342	7466	
	DuraPlate	1803	1834	1872	1904	3847	3912	3917	4000	13910	18741	19059	23565	23964	20332	20676	26186	26630	
14.0	None	817	831	876	900	1169	1189	1079	1097	1516	1849	1881	2054	2089	2105	2140	*	*	
	Shaft Fan	1467	1500	1605	1632	2147	2184	2120	2156	3711	4900	4983	6764	6879	7155	7276	7797	7929	
	Electric Fan	2000	2025	2194	2250	2877	2926	2911	2960	4260	5526	5620	6329	6436	6819	6934	7188	7310	
	DuraPlate	1937	1969	1798	1829	2946	3000	3791	3855	13407	17676	17976	22682	23067	19754	20089	25430	25861	
16.0	None	810	823	800	809	1100	1119	1139	1158	1592	2060	2094	2379	2419	2549	2592	2609	2653	
	Shaft Fan	1441	1465	1439	1464	2030	2065	2111	2147	3648	4925	5008	6789	6904	7019	7138	8132	8270	
	Electric Fan	1948	2000	1962	2000	2728	2774	2840	2888	4162	5507	5600	6386	6494	6723	6837	7606	7735	
	DuraPlate	1895	1927	1907	1940	2794	2842	2909	2958	10251	13341	13567	17222	17514	15031	15286	24099	24507	
18.0	None	770	783	805	819	1047	1065	1071	1090	1502	1965	2000	2250	2283	2437	2500	2503	2568	
	Shaft Fan	1381	1404	1438	1462	1947	2000	2000	2028	3437	4698	4778	6408	6517	6702	6816	7791	7923	
	Electric Fan	1875	1907	1947	2000	2626	2671	2690	2735	3922	5255	5344	6027	6129	6420	6528	7288	7412	
	DuraPlate	1824	1855	1894	1926	2691	2736	2756	2802	9659	12763	12979	16314	16590	14393	14637	23084	23476	
20.0	None	761	774	767	780	1082	1100	1022	1039	1444	1834	1865	2136	2173	2347	2386	2458	2500	
	Shaft Fan	1366	1389	1379	1403	2000	2027	1914	1947	3307	4400	4474	6127	6231	6478	6588	7532	7659	
	Electric Fan	1864	1896	1876	1908	2691	2736	2591	2635	3774	4924	5007	5760	5858	6204	6309	7044	7164	
	DuraPlate	1515	1541	1824	1855	2420	2461	2655	2700	9309	12029	12233	15690	15956	13970	14206	22400	22780	
22.4	None	769	782	741	754	1056	1074	1065	1083	1594	1938	1971	2323	2362	2609	2653	2961	3011	
	Shaft Fan	1376	1399	1340	1363	1948	2000	1968	2002	3396	4370	4444	6128	6231	6945	7063	8125	8263	
	Electric Fan	1876	1908	1836	1868	2632	2677	2663	2708	3841	4895	4978	5782	5880	6651	6764	7624	7753	
	DuraPlate	1526	1552	1500	1514	2250	2263	2393	2434	7534	9573	9735	12597	12811	12945	13164	19725	20059	
25.0	None	726	738	770	783	1013	1030	1042	1059	1500	1841	1872	2178	2215	2457	2500	2808	2857	
	Shaft Fan	1311	1334	1383	1406	1872	1904	1926	1958	3192	4165	4236	5775	5873	6560	6672	7707	7838	
	Electric Fan	1798	1828	1888	1920	2535	2578	2607	2651	3612	4667	4746	5447	5539	6282	6388	7232	7354	
	DuraPlate	1457	1482	1534	1560	2141	2177	2201	2250	7099	9157	9312	11925	12127	12252	12460	18720	19037	
28.0	None			728	740			1000	1007	1431	1713	1750	2066	2101	2346	2386	2689	2734	
	Shaft Fan			1319	1341			1841	1872	3067	3898	4000	5517	5610	6300	6407	7405	7531	
	Electric Fan			1811	1841			2501	2543	3500	4372	4446	5201	5289	6031	6133	6947	7064	
	DuraPlate			1466	1500			2108	2143	6840	8626	8772	11457	11651	11804	12004	18051	18357	

\* Basic thermal ratings listed are based on an ambient temperature of 68°F (20°C) at sea level. Application-adjusted thermal ratings must be calculated using the application-adjusted thermal factors on page 8 before comparing to the required load. For cooling beyond the range of values listed, contact the Factory.

† Actual sump temperatures will vary based upon exact ambient conditions and load profile.

\* Contact Factory.

Basic Thermal Ratings\* — Hp/Double Reduction Maximum 200°F Sump Temperature†

HSS rpm	Nom. Ratio	Auxiliary Cooling	DRIVE SIZE														
			107	117	127	133	137	143	147	153	157	163	167	173	177	187	
870	5.00	None												925	941		
		Shaft Fan													1384	1408	
		Electric Fan													2120	2156	
	DuraPlate													2191	2250		
	5.60	None	187	250	301	307	313	363	369	486	494	546	555	878	900	900	
		Shaft Fan	204	293	357	368	374	500	507	711	723	826	840	1313	1335	1349	
		Electric Fan	313	458	554	639	650	763	775	1116	1135	1215	1235	2012	2046	2088	
		DuraPlate	277	361	440	509	518	721	733	1086	1104	1308	1330	2079	2114	2159	
	6.30	None	179	237	301	307	313	358	364	475	483	541	550	908	923	872	
		Shaft Fan	196	278	356	367	373	491	500	700	704	817	831	1341	1364	1315	
		Electric Fan	301	435	550	634	645	750	763	1082	1101	1200	1221	2033	2068	2029	
		DuraPlate	266	343	438	506	515	710	722	1053	1071	1292	1314	2099	2135	2097	
	7.10	None	182	238	290	300	303	339	345	461	469	572	582	902	918	900	
		Shaft Fan	200	278	344	355	361	464	472	670	682	853	868	1302	1324	1335	
		Electric Fan	304	432	530	613	623	707	719	1045	1063	1250	1261	1939	1972	2037	
		DuraPlate	269	342	422	489	500	669	680	1017	1034	1332	1355	2074	2109	2104	
	8.00	None	166	225	269	280	285	337	343	470	478	537	546	843	857	885	
		Shaft Fan	182	263	319	334	340	459	467	674	685	790	804	1220	1250	1284	
		Electric Fan	279	409	493	579	588	700	710	1037	1054	1141	1161	1825	1856	1924	
		DuraPlate	222	293	407	405	412	560	570	840	854	1004	1021	1954	2000	2059	
	9.00	None	159	212	269	279	284	332	337	454	462	529	538	858	873	852	
		Shaft Fan	174	250	318	333	338	452	459	650	661	779	800	1235	1256	1250	
		Electric Fan	268	387	489	573	583	686	700	1000	1016	1124	1143	1834	1866	1855	
		DuraPlate	212	277	405	403	410	551	560	810	824	1000	1006	1961	2000	2000	
	10.0	None	162	213	258	269	273	311	316	437	445	552	561	787	800	859	
		Shaft Fan	177	250	305	320	326	423	431	626	636	805	819	1128	1148	1250	
		Electric Fan	270	384	469	551	561	642	653	960	976	1154	1174	1675	1704	1847	
		DuraPlate	215	276	389	388	394	516	525	779	800	1018	1035	1500	1523	1975	
11.2	None	138	183	219	240	244	284	289	381	388	450	455	732	745	774		
	Shaft Fan	152	215	260	286	291	387	393	549	558	656	667	1055	1073	1116		
	Electric Fan	235	337	403	500	504	589	600	850	865	947	963	1575	1602	1664		
	DuraPlate	183	236	311	346	352	417	424	718	730	875	890	1406	1430	1500		
12.5	None	132	173	219	239	243	279	284	368	375	440	450	744	757	743		
	Shaft Fan	145	203	259	285	290	380	387	530	539	646	656	1067	1085	1073		
	Electric Fan	225	320	401	492	500	579	589	820	834	933	948	1583	1610	1603		
	DuraPlate	175	223	310	344	350	409	416	692	704	861	876	1415	1439	1430		
14.0	None	134	174	211	230	234	256	260	355	361	457	465	700	711	746		
	Shaft Fan	147	204	250	274	279	350	354	510	518	667	678	1000	1014	1072		
	Electric Fan	227	317	386	473	481	529	538	788	802	957	973	1473	1500	1595		
	DuraPlate	177	223	300	331	336	375	381	666	677	885	900	1130	1150	1425		
16.0	None	117	158	190	207	210	236	240	350	354	392	400	650	661	689		
	Shaft Fan	128	185	225	247	251	323	328	500	508	572	582	931	947	986		
	Electric Fan	200	292	350	426	433	494	503	771	784	824	838	1383	1407	1463		
	DuraPlate	144	203	245	270	275	313	318	558	567	647	658	1057	1075	1119		
18.0	None	112	150	190	206	210	232	236	335	341	385	392	660	671	660		
	Shaft Fan	123	175	224	246	250	318	323	481	489	563	573	941	957	947		
	Electric Fan	192	276	350	423	430	486	494	742	755	812	826	1391	1414	1407		
	DuraPlate	137	191	244	269	273	308	313	537	546	637	647	1067	1085	1075		
20.0	None	114	150	183	200	202	218	222	321	327	400	407	637	647	662		
	Shaft Fan	125	175	216	236	240	300	303	460	468	582	592	900	915	946		
	Electric Fan	194	274	334	406	413	455	463	709	721	833	848	1319	1341	1401		
	DuraPlate	140	191	235	259	263	289	293	514	523	656	667	1149	1169	1073		
22.4	None	111	147	171	183	186	236	240	309	314	400	407	590	600	627		
	Shaft Fan	121	174	202	218	221	317	323	437	444	568	578	839	853	889		
	Electric Fan	189	281	309	371	378	474	482	664	675	800	806	1250	1258	1309		
	DuraPlate	136	182	206	N/A	N/A	N/A	N/A	435	442	N/A	N/A	1075	1093	1138		
25.0	None	106	140	171	183	186	232	236	300	303	393	400	644	655	600		
	Shaft Fan	116	165	202	217	221	313	318	421	429	558	568	921	937	853		
	Electric Fan	180	267	308	369	375	468	476	640	651	780	800	1369	1392	1258		
	DuraPlate	130	169	205	N/A	N/A	N/A	N/A	419	427	N/A	N/A	1186	1207	1093		
28.0	None	107	140	165	176	179	216	220	286	291	409	416			644		
	Shaft Fan	118	165	194	209	212	292	300	405	412	577	587			924		
	Electric Fan	183	263	297	355	361	437	444	615	626	800	814			1375		
	DuraPlate	132	169	200	N/A	N/A	N/A	N/A	403	410	N/A	N/A			1191		

\* Basic thermal ratings listed are based on an ambient temperature of 68°F(20°C) at sea level. Application-adjusted thermal ratings must be calculated using the application-adjusted thermal factors on page 8 before comparing to the required load. For cooling beyond the range of values listed, contact the Factory.

† Actual sump temperatures will vary based upon exact ambient conditions and load profile.

\* Contact Factory.

Basic Thermal Ratings\* — Hp/Double Reduction Maximum 200°F Sump Temperature†

HSS rpm	Nom. Ratio	Auxiliary Cooling	DRIVE SIZE																	
			193	197	203	207	213	217	223	227	237	243	247	253	257	263	267	273	277	
870	5.00	None	956	973			*	*												
		Shaft Fan	1851	1882			2067	2102												
		Electric Fan	2809	2856			3417	3500												
		DuraPlate	3238	3293			4372	4446												
	5.60	None	1000	1013	847	861	*	*	*	*	*	*	*	*	*	*	*	*	*	*
		Shaft Fan	1865	1896	1750	1760	2116	2152	1713	1750	2539	*	*	3037	3089	*	*	*	*	*
		Electric Fan	2788	2835	2689	2735	3397	3454	3056	3107	3697	2435	2500	3130	3183	*	*	*	*	*
		DuraPlate	3201	3255	3120	3173	4303	4376	4015	4083	17939	21420	21783	41158	41856	33279	33843	40906	41599	
	6.30	None	962	978	923	939	*	*	*	*	*	*	*	*	*	*	*	*	*	*
		Shaft Fan	1797	1828	1795	1826	2089	2125	1858	1889	2793	*	1785	3771	3834	*	*	*	*	*
		Electric Fan	2690	2736	2727	2773	3328	3384	3132	3185	3882	3000	3041	3861	3926	*	*	*	*	*
		DuraPlate	3091	3143	3143	3197	4207	4279	4041	4109	17195	21057	21414	39760	40434	32879	33437	40784	41475	
	7.10	None	1008	1025	902	917	1255	1276	*	*	*	*	*	*	*	*	*	*	*	*
		Shaft Fan	1764	1794	1750	1770	2395	2436	1873	1905	2875	2217	2254	4092	4162	*	2658	*	*	*
		Electric Fan	2571	2615	2641	2685	3543	3603	3105	3157	3921	3405	3500	4180	4250	2839	2887	*	*	*
		DuraPlate	2377	2417	3044	3096	3437	3500	4000	4053	16709	20348	20693	38720	39377	32441	32991	40443	41128	
	8.00	None	1008	1025	962	979	1219	1250	1141	1161	1206	1575	1602	*	*	*	*	*	*	*
		Shaft Fan	1750	1771	1712	1750	2300	2339	2270	2308	3582	4911	4994	6697	6810	6445	6554	5982	6083	
		Electric Fan	2520	2563	2517	2560	3393	3450	3416	3500	4570	6137	6241	6785	6900	6651	6764	6007	6109	
		DuraPlate	2333	2372	2323	2362	3292	3348	3311	3367	13084	17415	17711	30790	31312	26066	26508	32960	33518	
	9.00	None	960	976	988	1005	1175	1195	1131	1150	1223	1633	1661	1702	1730	*	*	*	*	*
		Shaft Fan	1667	1696	1724	1753	2218	2255	2200	2250	3460	4817	4899	6516	6627	6521	6632	6299	6406	
		Electric Fan	2423	2464	2507	2550	3277	3333	3290	3346	4386	5984	6085	6599	6711	6716	6830	6323	6430	
		DuraPlate	2250	2279	2319	2358	3179	3233	3189	3243	12376	16732	17015	29287	29784	25139	25565	31816	32356	
10.0	None	919	935	944	960	1250	1268	1100	1119	1215	1641	1669	1720	1750	*	*	*	*	*	
	Shaft Fan	1569	1595	1654	1682	2207	2250	2131	2167	3366	4624	4703	6329	6436	6478	6588	6386	6494		
	Electric Fan	2263	2302	2413	2454	3168	3221	3187	3242	4257	5717	5814	6408	6517	6666	6779	6409	6517		
	DuraPlate	1767	1797	2250	2268	3800	3864	3090	3142	11948	15823	16091	28261	28740	24499	24914	31001	31526		
11.2	None	912	928	900	906	1181	1201	1198	1218	1706	2154	2190	2421	2462	2471	2513	*	*	*	
	Shaft Fan	1543	1569	1534	1560	2094	2129	2151	2187	3780	5089	5175	6947	7065	7227	7350	7986	8121		
	Electric Fan	2214	2252	2250	2264	3012	3063	3110	3163	4626	6144	6248	7023	7142	7393	7519	8007	8143		
	DuraPlate	1750	1764	1750	1761	3617	3678	3743	3806	13184	17502	17799	22255	22633	19166	19491	24755	25174		
12.5	None	867	882	904	920	1128	1147	1139	1158	1621	2077	2112	2317	2357	2426	2467	2137	2173		
	Shaft Fan	1477	1502	1537	1563	2010	2044	2043	2078	3570	4871	4953	6578	6689	6941	7059	7748	7879		
	Electric Fan	2129	2165	2211	2250	2902	2951	2958	3008	4365	5877	5976	6650	6763	7100	7220	7767	7899		
	DuraPlate	1663	1691	1730	1759	3500	3551	3563	3624	12415	16733	17017	21061	21418	18349	18660	23714	24116		
14.0	None	800	807	861	876	1143	1163	1091	1109	1564	1958	2000	2222	2259	2366	2407	2133	2169		
	Shaft Fan	1338	1361	1473	1500	1965	2000	1964	2000	3438	4571	4649	6295	6402	6725	6839	7535	7663		
	Electric Fan	1921	1954	2128	2164	2786	2834	2853	2902	4203	5516	5609	6365	6472	6878	6995	7555	7683		
	DuraPlate	1764	1794	1659	1687	2685	2730	3443	3501	11961	15761	16028	20250	20594	17808	18109	22999	23389		
16.0	None	786	800	773	786	1075	1093	1116	1135	1580	2065	2100	2404	2445	2599	2643	2777	2824		
	Shaft Fan	1315	1338	1313	1335	1855	1887	1932	1965	3335	4515	4592	6210	6315	6465	6575	7550	7678		
	Electric Fan	1880	1912	1894	1926	2641	2686	2752	2799	4053	5394	5485	6274	6380	6600	6712	7567	7695		
	DuraPlate	1728	1757	1750	1766	2543	2586	2650	2695	9128	11877	12078	15348	15608	13521	13751	21623	21989		
18.0	None	747	759	782	800	1023	1040	1048	1066	1500	1966	2000	2262	2301	2500	2515	2696	2712		
	Shaft Fan	1259	1281	1313	1335	1778	1808	1822	1853	3139	4302	4375	5854	5953	6163	6267	7218	7340		
	Electric Fan	1809	1840	1879	1911	2542	2585	2605	2649	3815	5142	5229	5915	6015	6292	6399	7234	7356		
	DuraPlate	1661	1689	1727	1756	2447	2500	2508	2550	8597	11354	11546	14526	14773	12934	13154	20697	21048		
20.0	None	734	746	744	757	1050	1068	1000	1016	1429	1831	1862	2150	2186	2376	2416	2570	2613		
	Shaft Fan	1250	1262	1258	1280	1815	1846	1750	1777	3018	4023	4091	5590	5685	5950	6051	6967	7085		
	Electric Fan	1796	1826	1810	1840	2602	2646	2508	2550	3670	4813	4895	5649	5744	6075	6178	6982	7101		
	DuraPlate	1387	1410	1661	1689	2210	2250	2413	2454	8283	10690	10871	13958	14195	12544	12757	20070	20411		
22.4	None	744	757	715	727	1024	1042	1032	1049	1544	1892	1924	2268	2307	2563	2606	2950	3000		
	Shaft Fan	1334	1356	1217	1250	1773	1803	1790	1820	3085	4000	4058	5549	5643	6319	6427	7407	7533		
	Electric Fan	1818	1849	1769	1799	2544	2587	2573	2616	3708	4743	4823	5604	5699	6454	6564	7423	7549		
	DuraPlate	1397	1421	1362	1385	2037	2071	2182	2219	6716	8532	8677	11209	11399	11591	11787	17617	17915		
25.0	None	703	715	745	758	979	1000	1008	1025	1446	1796	1826	2125	2161	2410	2451	2780	2827		
	Shaft Fan	1270	1292	1338	1361	1700	1729	1750	1779	2898	3801	3865	5226	5314	5964	6065	7020	7139		
	Electric Fan	1750	1771	1830	1861	2446	2500	2516	2559	3500	4521	4597	5278	5367	6091	6195	7035	7155		
	DuraPlate	1332	1354	1404	1428	1955	2000	2011	2045	6325	8156	8294	10602	10782	10963	11149	16711	16994		
28.0	None			705	717				957	973	1385	1669	1697	2015	2049	2300	2339	2657	2702	
	Shaft Fan			1276	1298				1671	1699	2783	3553	3613	4987	5072	5722	5819	6740	6854	
	Electric Fan			1754	1784				2413	2454	3350	4232	4304	5038	5123	5845	5945	6754	6869	
	DuraPlate			1340	1363				1924	1956	6092	7675	7805	10177	10350	10555	10734	16105	16378	

\* Basic thermal ratings listed are based on an ambient temperature of 68°F(20°C) at sea level. Application-adjusted thermal ratings must be calculated using the application-adjusted thermal factors on page 8 before comparing to the required load. For cooling beyond the range of values listed, contact the Factory.

† Actual sump temperatures will vary based upon exact ambient conditions and load profile.

\* Contact Factory.

Basic Thermal Ratings\* — Hp/Double Reduction Maximum 180°F Sump Temperature†

HSS rpm	Nom. Ratio	Auxiliary Cooling	DRIVE SIZE														
			107	117	127	133	137	143	147	153	157	163	167	173	177	187	
1750	5.00	None												N/A	N/A		
		Shaft Fan													N/A	N/A	
		Electric Fan													N/A	N/A	
	5.60	DuraPlate												762	775		
		None	158	204	217	166	169	*	*	*	*	N/A	N/A	N/A	N/A	N/A	
		Shaft Fan	244	390	453	412	419	451	459	450	454	*	*	N/A	N/A	N/A	
	6.30	Electric Fan	295	437	500	524	533	457	464	475	483	*	*	N/A	N/A	N/A	
		DuraPlate	N/A	443	519	600	608	782	800	1095	1114	735	747	1000	1013	*	
		None	155	201	229	182	185	*	*	*	*	N/A	N/A	N/A	N/A	N/A	
	7.10	Shaft Fan	237	378	462	428	435	471	479	527	536	*	*	*	*	N/A	
		Electric Fan	287	423	507	539	548	477	485	555	565	*	*	*	*	N/A	
		DuraPlate	N/A	429	527	611	622	800	812	1160	1180	800	808	1259	1281	674	
	8.00	None	159	208	229	190	193	*	*	*	*	N/A	N/A	*	*	N/A	
		Shaft Fan	242	382	454	429	436	489	500	564	574	*	*	1020	1038	N/A	
		Electric Fan	292	426	500	536	545	494	502	592	602	*	*	1021	1038	N/A	
	9.00	DuraPlate	N/A	432	517	606	616	800	813	1177	1197	974	1000	2395	2435	1015	
		None	152	211	243	225	229	223	227	*	*	*	*	*	*	*	
		Shaft Fan	229	377	454	455	463	592	602	832	846	700	710	1026	1043	915	
	10.00	Electric Fan	275	418	500	558	567	600	607	859	874	626	637	1026	1044	916	
		DuraPlate	270	360	490	502	510	686	700	1061	1079	978	1000	2339	2379	2295	
		None	146	202	246	230	233	227	230	262	267	*	*	*	*	*	
	11.2	Shaft Fan	221	359	454	457	465	591	601	828	842	708	720	1100	1118	953	
		Electric Fan	265	400	494	559	568	600	606	855	869	636	647	1100	1119	953	
		DuraPlate	261	343	489	503	512	683	700	1049	1066	985	1002	2402	2442	2292	
	12.5	None	150	204	238	225	229	224	228	265	270	*	*	*	*	*	
		Shaft Fan	224	358	438	445	452	568	577	811	824	771	785	1307	1329	1041	
		Electric Fan	269	400	477	542	551	573	582	836	850	700	710	1307	1329	1041	
	14.0	DuraPlate	265	342	472	489	500	655	666	1022	1040	1053	1070	1876	1908	2361	
None		130	179	210	219	223	232	236	284	289	*	*	*	*	*		
Shaft Fan		195	319	386	419	426	549	559	779	800	810	823	1250	1271	1268		
16.0	Electric Fan	235	354	420	508	517	554	563	802	816	747	760	1251	1272	1269		
	DuraPlate	224	295	414	456	464	511	520	1028	1046	1122	1141	1794	1825	1841		
	None	125	170	211	220	224	230	234	281	286	*	*	*	*	*		
18.0	Shaft Fan	188	303	385	418	425	543	552	760	773	804	818	1279	1301	1250		
	Electric Fan	226	337	418	506	514	548	557	782	800	742	755	1279	1301	1250		
	DuraPlate	216	281	412	454	462	505	514	1000	1017	1113	1132	1818	1849	1800		
20.0	None	127	172	204	213	217	214	218	275	280	272	276	529	538	371		
	Shaft Fan	191	302	371	404	410	500	508	735	748	835	850	1371	1395	1269		
	Electric Fan	229	334	403	488	500	504	512	757	770	773	786	1372	1395	1269		
22.4	DuraPlate	219	280	400	438	450	465	473	966	982	1146	1165	1459	1483	1816		
	None	114	159	188	201	204	209	213	310	315	302	307	500	505	513		
	Shaft Fan	170	280	340	373	380	480	488	764	777	800	814	1296	1318	1356		
25.0	Electric Fan	205	311	369	450	457	483	492	785	800	745	757	1296	1318	1356		
	DuraPlate	170	257	310	342	350	372	378	779	800	828	842	1379	1403	1444		
	None	109	151	188	201	204	207	210	301	306	300	303	511	520	500		
28.0	Shaft Fan	164	266	338	371	378	473	481	738	750	800	805	1309	1331	1312		
	Electric Fan	197	296	367	450	454	477	485	758	771	737	749	1310	1332	1312		
	DuraPlate	164	244	309	341	350	367	373	752	765	820	834	1392	1416	1397		
31.5	None	111	151	182	193	197	195	200	290	295	313	318	584	600	507		
	Shaft Fan	166	264	326	358	364	450	454	707	719	813	827	1336	1358	1315		
	Electric Fan	200	293	354	430	437	450	458	726	738	758	771	1336	1359	1315		
35.0	DuraPlate	166	243	300	328	334	350	353	721	733	842	856	1699	1728	1399		
	None	111	146	178	187	191	238	242	308	313	380	386	544	553	574		
	Shaft Fan	165	261	310	336	342	506	514	691	703	866	881	1258	1279	1326		
40.0	Electric Fan	197	291	335	402	408	509	518	709	721	814	828	1258	1280	1327		
	DuraPlate	163	219	253	274	279	353	359	590	600	743	755	1605	1633	1692		
	None	106	138	178	187	190	235	239	300	303	373	380	600	607	551		
45.0	Shaft Fan	158	250	309	335	340	501	509	669	680	855	869	1400	1424	1279		
	Electric Fan	189	277	334	400	406	504	513	686	700	804	817	1401	1424	1279		
	DuraPlate	157	202	252	273	278	350	356	570	580	732	745	1795	1825	1633		
50.0	None	108	138	171	180	183	219	223	287	292	389	400			600		
	Shaft Fan	160	245	300	322	328	468	476	643	654	875	890			1407		
	Electric Fan	192	273	322	384	391	472	480	659	671	824	838			1408		
56.0	DuraPlate	159	200	243	263	268	327	332	549	558	752	765			1807		

\* Basic thermal ratings listed are based on an ambient temperature of 68°F(20°C) at sea level. Application-adjusted thermal ratings must be calculated using the application-adjusted thermal factors on page 8 before comparing to the required load. For cooling beyond the range of values listed, contact the Factory.

† Actual sump temperatures will vary based upon exact ambient conditions and load profile.

\* Contact Factory.

Basic Thermal Ratings\* — Hp/Double Reduction Maximum 180°F Sump Temperature†

HSS rpm	Nom. Ratio	Auxiliary Cooling	DRIVE SIZE																
			193	197	203	207	213	217	223	227	237	243	247	253	257	263	267	273	277
1750	5.00	None	*	*			*	*											
		Shaft Fan	*	*			*	*											
		Electric Fan	*	*			*	*											
	5.60	DuraPlate	*	*			*	*											
		None	*	*	*	*	*	*	*	*	*								
		Shaft Fan	*	*	*	*	*	*	*	*	*	*							
	6.30	Electric Fan	*	*	*	*	*	*	*	*	*	*							
		DuraPlate	*	*	*	*	*	*	*	*	*	*							
		None	*	*	*	*	*	*	*	*	*	*							
	7.10	Shaft Fan	1141	1160	*	*	*	*	*	*	*	*							
		Electric Fan	1034	1052	*	*	*	*	*	*	*	*							
		DuraPlate	2371	2411	*	*	*	*	*	*	*	*							
	8.00	None	*	*	*	*	*	*	*	*	*	*	*	*	*	*	*	*	*
		Shaft Fan	1305	1327	*	*	*	*	*	*	*	*	*	*	*	*	*	*	*
		Electric Fan	1202	1222	*	*	*	*	*	*	*	*	*	*	*	*	*	*	*
	9.00	DuraPlate	2500	2530	2000	2019	*	*	*	*	*	11529	11865	12066	31835	32375	*	*	*
		None	*	*	*	*	*	*	*	*	*	*	*	*	*	*	*	*	*
		Shaft Fan	1315	1337	1010	1027	*	*	*	*	*	*	*	*	*	*	*	*	*
	10.0	Electric Fan	1215	1236	*	*	*	*	*	*	*	*	*	*	*	*	*	*	*
		DuraPlate	2455	2500	2212	2250	949	965	*	*	*	12296	13846	14081	33365	33930	*	*	*
None		*	*	*	*	*	*	*	*	*	*	*	*	*	*	*	*	*	
11.2	Shaft Fan	1857	1888	1070	1088	1382	1405	*	*	*	*	*	*	*	*	*	*	*	
	Electric Fan	1767	1797	970	987	1156	1176	*	*	*	*	*	*	*	*	*	*	*	
	DuraPlate	2120	2156	2250	2264	4768	4849	*	*	*	12519	15299	15559	33897	34472	*	*	*	
12.5	None	*	*	*	*	*	*	*	*	*	*	*	*	*	*	*	*	*	
	Shaft Fan	1873	1905	1711	1750	1500	1514	941	957	*	*	*	*	*	*	*	*	*	
	Electric Fan	1787	1817	1622	1649	1273	1295	729	741	*	*	*	*	*	*	*	*	*	
14.0	DuraPlate	2127	2163	1975	2008	4711	4791	4332	4405	21851	26565	27015	31318	31849	*	*	*	*	
	None	*	*	*	*	*	*	*	*	*	*	*	*	*	*	*	*	*	
	Shaft Fan	1816	1847	1781	1811	1500	1525	1170	1190	*	*	*	*	*	*	*	*	*	
16.0	Electric Fan	1750	1762	1694	1723	1292	1314	962	978	*	*	*	*	*	*	*	*	*	
	DuraPlate	2062	2097	2037	2072	4629	4708	4394	4468	20879	25989	26430	30487	31003	*	*	*	*	
	None	*	*	*	*	*	*	*	*	*	*	*	*	*	*	*	*	*	
18.0	Shaft Fan	1938	1971	1750	1770	2532	2575	1234	1255	*	*	*	*	*	*	*	*	*	
	Electric Fan	1865	1896	1656	1684	2338	2377	*	*	*	*	*	*	*	*	*	*	*	
	DuraPlate	2732	2778	2000	2022	3921	4000	4362	4436	20273	25069	25494	29828	30334	*	*	*	*	
20.0	None	*	*	*	*	*	*	*	*	*	*	*	*	*	*	*	*	*	
	Shaft Fan	1910	1942	1880	1912	2434	2500	2410	2450	3803	4524	4600	4547	4624	*	*	*	*	
	Electric Fan	1839	1870	1807	1838	2250	2287	2215	2253	2500	2554	2597	2267	2305	*	*	*	*	
22.4	DuraPlate	2675	2720	2674	2720	3762	3825	3802	3866	16191	20342	20687	24353	24766	*	*	*	*	
	None	*	*	*	*	*	*	*	*	*	*	*	*	*	*	*	*	*	
	Shaft Fan	1842	1873	1886	1918	2355	2395	2340	2379	3691	4477	4553	4527	4604	*	*	*	*	
25.0	Electric Fan	1773	1803	1815	1846	2175	2212	2155	2191	2440	2592	2636	2363	2403	*	*	*	*	
	DuraPlate	2589	2632	2657	2702	3649	3711	3668	3730	15356	19630	19963	23311	23706	*	*	*	*	
	None	634	644	*	*	685	700	*	*	*	*	*	*	*	*	*	*	*	
28.0	Shaft Fan	1944	1977	1823	1854	2616	2660	2274	2313	3604	4346	4420	4455	4531	*	*	*	*	
	Electric Fan	1876	1908	1754	1783	2436	2500	2095	2131	2399	2570	2614	2377	2417	*	*	*	*	
	DuraPlate	2120	2156	2574	2618	3274	3330	3568	3628	14855	18691	19007	22587	22970	*	*	*	*	
31.5	None	624	635	607	617	705	717	739	751	1098	*	*	*	*	*	*	*	*	
	Shaft Fan	2166	2203	1907	1939	2600	2644	2660	2705	4744	5727	5825	6716	6830	6553	6664	6521	6632	
	Electric Fan	1859	1891	1839	1870	2423	2464	2500	2522	3621	4023	4091	4702	4782	5047	5133	4755	4835	
35.0	DuraPlate	2140	2176	2082	2117	3000	3022	3316	3373	12347	15460	15722	18875	19195	18070	18377	28624	29110	
	None	590	600	616	626	783	800	777	791	1051	*	*	*	*	*	*	*	*	
	Shaft Fan	2084	2120	2168	2204	2620	2665	2664	2709	4491	5511	5604	6393	6502	6311	6418	6372	6480	
40.0	Electric Fan	1784	1815	1861	1893	2449	2500	2500	2530	3431	3877	3943	4485	4561	4886	4968	4696	4776	
	DuraPlate	2058	2093	2147	2184	3000	3031	3035	3086	11678	14861	15113	17963	18267	17234	17526	27338	27801	
	None	*	*	584	600	*	*	745	758	1018	*	*	*	*	*	*	*	*	
45.0	Shaft Fan			2088	2124			2566	2609	4335	5213	5302	6148	6252	6124	6227	6223	6329	
	Electric Fan			1789	1819			2395	2436	3312	3670	3733	4311	4384	4749	4829	4609	4687	
	DuraPlate			2068	2103			2925	3000	11281	14094	14332	17341	17635	16689	16972	26489	26937	

\* Basic thermal ratings listed are based on an ambient temperature of 68°F(20°C) at sea level. Application-adjusted thermal ratings must be calculated using the application-adjusted thermal factors on page 8 before comparing to the required load. For cooling beyond the range of values listed, contact the Factory.

† Actual sump temperatures will vary based upon exact ambient conditions and load profile.

\* Contact Factory.

Basic Thermal Ratings\* — Hp/Double Reduction Maximum 180°F Sump Temperature†

HSS rpm	Nom. Ratio	Auxiliary Cooling	DRIVE SIZE														
			107	117	127	133	137	143	147	153	157	163	167	173	177	187	
1430	5.00	None												N/A	N/A		
		Shaft Fan													N/A	N/A	
		Electric Fan													N/A	N/A	
		DuraPlate													762	775	
	5.60	None	158	204	217	166	169	*	*	*	*	N/A	N/A	N/A	N/A	N/A	
		Shaft Fan	244	390	453	412	419	451	459	450	454	*	*	N/A	N/A	N/A	
		Electric Fan	295	437	500	524	533	457	464	475	483	*	*	N/A	N/A	N/A	
		DuraPlate	N/A	443	519	600	608	782	800	1095	1114	735	747	1000	1013	*	
	6.30	None	155	201	229	182	185	*	*	*	*	N/A	N/A	N/A	N/A	N/A	
		Shaft Fan	237	378	462	428	435	471	479	527	536	*	*	*	*	N/A	
		Electric Fan	287	423	507	539	548	477	485	555	565	*	*	*	*	N/A	
		DuraPlate	N/A	429	527	611	622	800	812	1160	1180	800	808	1259	1281	674	
	7.10	None	159	208	229	193	193	*	*	*	*	N/A	N/A	*	*	N/A	
		Shaft Fan	242	382	454	429	436	489	500	564	574	*	*	1020	1038	N/A	
		Electric Fan	292	426	500	536	545	494	502	592	602	*	*	1021	1038	N/A	
		DuraPlate	N/A	432	517	606	616	800	813	1177	1197	974	1000	2395	2435	1015	
	8.00	None	152	211	243	225	229	223	227	*	*	*	*	*	*	*	
		Shaft Fan	229	377	454	455	463	592	602	832	846	700	710	1026	1043	915	
		Electric Fan	275	418	500	558	567	600	607	859	874	626	637	1026	1044	916	
		DuraPlate	270	360	490	502	510	686	700	1061	1079	978	1000	2339	2379	2295	
9.00	None	146	202	246	230	233	227	230	262	267	*	*	*	*	*		
	Shaft Fan	221	359	454	457	465	591	601	828	842	708	720	1100	1118	953		
	Electric Fan	265	400	494	559	568	600	606	855	869	636	647	1100	1119	953		
	DuraPlate	261	343	489	503	512	683	700	1049	1066	985	1002	2402	2442	2292		
10.0	None	150	204	238	225	229	224	228	265	270	*	*	*	*	*		
	Shaft Fan	224	358	438	445	452	568	577	811	824	771	785	1307	1329	1041		
	Electric Fan	269	400	477	542	551	573	582	836	850	700	710	1307	1329	1041		
	DuraPlate	265	342	472	489	500	655	666	1022	1040	1053	1070	1876	1908	2361		
11.2	None	130	179	210	219	223	232	236	284	289	*	*	*	*	*		
	Shaft Fan	195	319	386	419	426	549	559	779	800	810	823	1250	1271	1268		
	Electric Fan	235	354	420	508	517	554	563	802	816	747	760	1251	1272	1269		
	DuraPlate	224	295	414	456	464	511	520	1028	1046	1122	1141	1794	1825	1841		
12.5	None	125	170	211	220	224	230	234	281	286	*	*	*	*	*		
	Shaft Fan	188	303	385	418	425	543	552	760	773	804	818	1279	1301	1250		
	Electric Fan	226	337	418	506	514	548	557	782	800	742	755	1279	1301	1250		
	DuraPlate	216	281	412	454	462	505	514	1000	1017	1113	1132	1818	1849	1800		
14.0	None	127	172	204	213	217	214	218	275	280	272	276	529	538	371		
	Shaft Fan	191	302	371	404	410	500	508	735	748	835	850	1371	1395	1269		
	Electric Fan	229	334	403	488	500	504	512	757	770	773	786	1372	1395	1269		
	DuraPlate	219	280	400	438	450	465	473	966	982	1146	1165	1459	1483	1816		
16.0	None	114	159	188	201	204	209	213	310	315	302	307	500	505	513		
	Shaft Fan	170	280	340	373	380	480	488	764	777	800	814	1296	1318	1356		
	Electric Fan	205	311	369	450	457	483	492	785	800	745	757	1296	1318	1356		
	DuraPlate	170	257	310	342	350	372	378	779	800	828	842	1379	1403	1444		
18.0	None	109	151	188	201	204	207	210	301	306	300	303	511	520	500		
	Shaft Fan	164	266	338	371	378	473	481	738	750	800	805	1309	1331	1312		
	Electric Fan	197	296	367	450	454	477	485	758	771	737	749	1310	1332	1312		
	DuraPlate	164	244	309	341	350	367	373	752	765	820	834	1392	1416	1397		
20.0	None	111	151	182	193	197	195	200	290	295	313	318	584	600	507		
	Shaft Fan	166	264	326	358	364	450	454	707	719	813	827	1336	1358	1315		
	Electric Fan	200	293	354	430	437	450	458	726	738	758	771	1336	1359	1315		
	DuraPlate	166	243	300	328	334	350	353	721	733	842	856	1699	1728	1399		
22.4	None	111	146	178	187	191	238	242	308	313	380	386	544	553	574		
	Shaft Fan	165	261	310	336	342	506	514	691	703	866	881	1258	1279	1326		
	Electric Fan	197	291	335	402	408	509	518	709	721	814	828	1258	1280	1327		
	DuraPlate	163	219	253	274	279	353	359	590	600	743	755	1605	1633	1692		
25.0	None	106	138	178	187	190	235	239	300	303	373	380	600	607	551		
	Shaft Fan	158	250	309	335	340	501	509	669	680	855	869	1400	1424	1279		
	Electric Fan	189	277	334	400	406	504	513	686	700	804	817	1401	1424	1279		
	DuraPlate	157	202	252	273	278	350	356	570	580	732	745	1795	1825	1633		
28.0	None	108	138	171	180	183	219	223	287	292	389	400			600		
	Shaft Fan	160	245	300	322	328	468	476	643	654	875	890			1407		
	Electric Fan	192	273	322	384	391	472	480	659	671	824	838			1408		
	DuraPlate	159	200	243	263	268	327	332	549	558	752	765			1807		

\* Basic thermal ratings listed are based on an ambient temperature of 68°F(20°C) at sea level. Application-adjusted thermal ratings must be calculated using the application-adjusted thermal factors on page 8 before comparing to the required load. For cooling beyond the range of values listed, contact the Factory.

† Actual sump temperatures will vary based upon exact ambient conditions and load profile.

\* Contact Factory.

Basic Thermal Ratings\* — Hp/Double Reduction Maximum 180°F Sump Temperature†

HSS rpm	Nom. Ratio	Auxiliary Cooling	DRIVE SIZE																
			193	197	203	207	213	217	223	227	237	243	247	253	257	263	267	273	277
1430	5.00	None	*	*			*	*											
		Shaft Fan	*	*			*	*											
		Electric Fan	*	*			*	*											
	DuraPlate	2223	2261			*	*												
	5.60	None	*	*	*	*	*	*	*	*	*	*	*	*	*	*	*	*	*
		Shaft Fan	*	*	*	*	*	*	*	*	*	*	*	*	*	*	*	*	*
		Electric Fan	*	*	*	*	*	*	*	*	*	*	*	*	*	*	*	*	*
	DuraPlate	2578	2622	1424	1448	*	*	*	*	11488	*	*	24994	25418	30007	30515	*	*	
	6.30	None	*	*	*	*	*	*	*	*	*	*	*	*	*	*	*	*	*
		Shaft Fan	409	416	*	*	*	*	*	*	*	*	*	*	*	*	*	*	*
		Electric Fan	638	649	*	*	*	*	*	*	*	*	*	*	*	*	*	*	*
	DuraPlate	2633	2678	1975	2009	304	309	*	*	13924	*	*	31040	31566	35580	36184	*	*	
	7.10	None	*	*	*	*	*	*	*	*	*	*	*	*	*	*	*	*	*
		Shaft Fan	1537	1563	*	*	*	*	*	*	*	*	*	*	*	*	*	*	*
		Electric Fan	1759	1788	*	*	*	*	*	*	*	*	*	*	*	*	*	*	*
	DuraPlate	2500	2531	2136	2172	1833	1864	*	*	14837	2763	2809	33809	34383	37962	38606	*	*	
	8.00	None	*	*	*	*	*	*	*	*	*	*	*	*	*	*	*	*	*
		Shaft Fan	1607	1634	1314	1336	*	*	*	*	*	*	*	*	*	*	*	*	*
		Electric Fan	1821	1852	1535	1561	*	*	*	*	*	*	*	*	*	*	*	*	*
	DuraPlate	2522	2565	2269	2308	2119	2155	1017	1034	13648	16308	16584	35343	35942	33666	34237	42090	42803	
9.00	None	*	*	*	*	*	*	*	*	*	*	*	*	*	*	*	*	*	
	Shaft Fan	1572	1599	1450	1475	*	*	*	*	*	*	*	*	*	*	*	*	*	
	Electric Fan	1779	1809	1666	1695	*	*	*	*	*	*	*	*	*	*	*	*	*	
DuraPlate	2458	2500	2378	2418	2190	2250	1534	1560	13588	16872	17158	35158	35753	34048	34625	42915	43643		
10.0	None	*	*	*	*	*	*	*	*	*	*	*	*	*	*	*	*	*	
	Shaft Fan	1795	1825	1443	1467	1892	1924	*	*	*	*	*	*	*	*	*	*	*	
	Electric Fan	2000	2015	1651	1679	2079	2115	*	*	*	*	*	*	*	*	*	*	*	
DuraPlate	2006	2040	2338	2378	4533	4610	1703	1750	13438	17059	17348	34798	35387	34018	34594	43111	43841		
11.2	None	*	*	*	*	*	*	*	*	*	*	*	*	*	*	*	*	*	
	Shaft Fan	1788	1819	1704	1750	1887	1919	1633	1661	2741	2509	2552	3654	3716	*	*	*	*	
	Electric Fan	1968	2002	1890	1922	2065	2100	1819	1850	2033	*	*	*	*	*	*	*	*	
DuraPlate	2000	2026	1915	1947	4405	4480	4284	4357	18902	23778	24182	29921	30429	23553	23952	26890	27346		
12.5	None	*	*	*	*	*	*	*	*	*	*	*	*	*	*	*	*	*	
	Shaft Fan	1725	1754	1750	1769	1848	1880	1696	1725	2800	2750	2796	4000	4035	2669	2714	*	*	
	Electric Fan	1899	1931	1920	1953	2020	2055	1873	1905	2132	1687	1716	*	*	*	*	*	*	
DuraPlate	1922	1955	1944	1977	4298	4370	4217	4289	17961	23048	23438	28763	29251	23154	23546	26848	27303		
14.0	None	*	*	*	*	*	*	*	*	*	*	*	*	*	*	*	*	*	
	Shaft Fan	608	618	*	*	714	726	*	*	*	*	*	*	*	*	*	*	*	
	Electric Fan	1714	1750	1684	1713	2353	2393	1688	1717	2797	2902	2952	4074	4143	2669	2714	*	*	
DuraPlate	2347	2386	1883	1915	3452	3511	4137	4207	17390	22027	22400	27941	28414	22798	23185	26652	27104		
16.0	None	*	*	*	*	*	*	*	*	*	*	*	*	*	*	*	*	*	
	Shaft Fan	611	621	575	585	689	700	*	*	*	*	*	*	*	*	*	*	*	
	Electric Fan	1687	1715	1672	1700	2250	2283	2275	2313	3775	4766	4847	6675	6788	6139	6243	5291	5381	
DuraPlate	2297	2336	2304	2343	3296	3352	3374	3431	13630	17317	17611	22202	22578	18414	18726	29888	30395		
18.0	None	*	*	*	*	*	*	*	*	*	*	*	*	*	*	*	*	*	
	Shaft Fan	581	591	600	605	661	672	*	*	*	*	*	*	*	*	*	*	*	
	Electric Fan	1623	1650	1674	1702	2164	2201	2181	2218	3612	4629	4707	6422	6531	6053	6156	5400	5491	
DuraPlate	2218	2256	2288	2326	3188	3242	3230	3285	12897	16656	16939	21163	21521	17792	18094	28856	29345		
20.0	None	*	*	*	*	*	*	*	*	*	*	*	*	*	*	*	*	*	
	Shaft Fan	653	664	569	578	811	824	*	*	*	*	*	*	*	*	*	*	*	
	Electric Fan	1672	1700	1613	1640	2320	2359	2108	2144	3503	4413	4488	6210	6315	5948	6049	5398	5490	
DuraPlate	1816	1847	1759	1788	2468	2509	2254	2292	2958	3526	3585	3789	3854	4036	4105	2843	2892		
22.4	None	*	*	*	*	*	*	*	*	*	*	*	*	*	*	*	*	*	
	Shaft Fan	653	664	631	641	811	824	831	845	1250	1261	1282	1500	1520	1399	1423	*	*	
	Electric Fan	1812	1843	1640	1668	2290	2328	2330	2369	4120	5119	5206	7306	7430	7582	7711	8429	8572	
DuraPlate	1832	1863	1784	1815	2591	2635	2855	2904	10226	12871	13089	16885	17171	16541	16821	25654	26089		
25.0	None	*	*	*	*	*	*	*	*	*	*	*	*	*	*	*	*	*	
	Shaft Fan	617	628	650	661	832	846	841	855	1178	1217	1250	1426	1450	1373	1397	*	*	
	Electric Fan	1750	1767	1816	1847	2262	2300	2311	2350	3890	4906	4989	6925	7042	7228	7350	8090	8228	
DuraPlate	1757	1787	1840	1871	2555	2598	2612	2656	9661	12352	12561	16041	16313	15729	15995	24440	24854		
28.0	None	*	*	*	*	*	*	*	*	*	*	*	*	*	*	*	*	*	
	Shaft Fan			615	626			802	816	1134	1149	1169	1365	1388	1339	1361	*	*	
	Electric Fan			1750	1773			2219	2257	3748	4621	4699	6644	6757	6978	7096	7830	7962	
DuraPlate			1752	1782			2360	2400	3282	3856	3921	4555	4633	5190	5278	5546	5640		

\* Basic thermal ratings listed are based on an ambient temperature of 68°F(20°C) at sea level. Application-adjusted thermal ratings must be calculated using the application-adjusted thermal factors on page 8 before comparing to the required load. For cooling beyond the range of values listed, contact the Factory.

† Actual sump temperatures will vary based upon exact ambient conditions and load profile.

\* Contact Factory.

Basic Thermal Ratings\* — Hp/Double Reduction Maximum 180°F Sump Temperature†

HSS rpm	Nom. Ratio	Auxiliary Cooling	DRIVE SIZE													
			107	117	127	133	137	143	147	153	157	163	167	173	177	187
1170	5.00	None											*	*		
		Shaft Fan												865	879	
		Electric Fan												1302	1324	
	DuraPlate												1753	1783		
	5.60	None	157	211	250	239	243	250	252	282	287	*	*	*	*	*
		Shaft Fan	190	300	361	360	366	462	470	624	634	583	593	881	900	764
		Electric Fan	281	418	500	565	574	625	635	885	900	781	800	1298	1320	1198
		DuraPlate	271	353	426	500	506	691	703	1043	1060	1094	1113	1728	1757	1649
	6.30	None	152	202	251	243	250	251	255	297	302	*	*	*	*	*
		Shaft Fan	183	286	363	363	369	462	470	629	640	593	603	959	975	808
		Electric Fan	271	400	500	565	574	622	632	881	900	789	802	1376	1400	1231
		DuraPlate	261	337	427	500	507	687	700	1033	1051	1099	1117	1803	1833	1668
	7.10	None	155	205	244	239	243	247	251	300	305	*	*	574	584	*
		Shaft Fan	186	288	352	354	360	450	454	621	631	654	665	1169	1189	900
		Electric Fan	275	400	482	549	559	600	607	864	878	855	869	1559	1585	1322
		DuraPlate	264	338	413	486	494	659	670	1010	1027	1168	1188	2037	2072	1754
	8.00	None	143	197	234	236	240	269	273	364	371	351	357	549	559	543
		Shaft Fan	172	276	334	345	351	466	474	683	700	721	733	1112	1131	1134
		Electric Fan	254	381	456	531	540	614	625	919	935	906	921	1483	1508	1526
		DuraPlate	214	285	378	400	405	547	556	843	857	921	937	1939	1972	2007
9.00	None	137	187	234	236	240	266	271	358	364	350	356	575	585	537	
	Shaft Fan	165	261	333	345	351	460	468	665	676	715	727	1139	1158	1109	
	Electric Fan	244	361	453	528	537	606	616	900	907	900	913	1507	1533	1500	
	DuraPlate	206	270	377	400	404	540	549	819	833	913	929	1958	2000	1953	
10.0	None	140	188	226	229	232	253	257	350	354	375	381	591	601	561	
	Shaft Fan	168	261	321	333	338	435	442	642	653	748	761	1108	1126	1130	
	Electric Fan	247	359	436	509	517	572	581	861	876	933	949	1445	1469	1504	
	DuraPlate	208	269	363	383	389	509	518	791	804	948	964	1500	1512	1961	
11.2	None	120	163	193	208	212	237	241	315	321	340	345	554	564	576	
	Shaft Fan	144	228	276	303	308	404	411	579	589	650	661	1043	1061	1091	
	Electric Fan	214	316	377	463	470	530	539	777	790	805	819	1364	1387	1429	
	DuraPlate	176	231	311	350	352	403	410	749	762	865	879	1403	1427	1471	
12.5	None	115	154	193	208	212	234	237	307	312	335	341	569	579	557	
	Shaft Fan	138	216	275	301	306	400	404	561	571	642	653	1057	1075	1055	
	Electric Fan	206	300	375	459	467	522	530	751	764	800	809	1376	1399	1382	
	DuraPlate	169	219	310	345	351	400	403	725	737	854	868	1416	1439	1423	
14.0	None	117	155	187	201	204	215	219	296	301	351	357	573	583	566	
	Shaft Fan	141	216	265	290	295	365	371	541	550	664	675	1027	1044	1060	
	Electric Fan	208	300	362	442	450	478	486	724	736	819	832	1321	1344	1383	
	DuraPlate	171	219	300	332	338	364	370	700	710	877	900	1117	1136	1423	
16.0	None	104	142	169	183	186	201	204	300	305	317	322	533	542	563	
	Shaft Fan	125	200	240	264	268	342	350	539	549	588	600	962	979	1016	
	Electric Fan	186	276	328	401	408	450	456	718	730	723	735	1250	1264	1311	
	DuraPlate	138	200	239	265	270	300	302	572	582	630	641	1049	1066	1107	
18.0	None	100	134	169	182	185	200	201	290	295	312	318	544	553	540	
	Shaft Fan	120	188	240	263	267	337	342	520	529	580	590	973	1000	978	
	Electric Fan	178	261	326	400	405	442	450	692	703	713	725	1252	1273	1263	
	DuraPlate	132	189	238	264	268	293	300	552	561	622	632	1059	1077	1065	
20.0	None	101	135	163	176	178	186	189	278	283	325	331	549	558	544	
	Shaft Fan	122	188	231	253	257	316	322	500	506	600	608	952	968	978	
	Electric Fan	180	259	314	383	389	415	422	662	673	732	745	1211	1232	1260	
	DuraPlate	134	189	230	254	258	275	280	528	537	640	651	1199	1220	1065	
22.4	None	97	130	156	165	168	211	215	276	281	350	354	509	518	540	
	Shaft Fan	117	184	218	236	240	350	354	479	487	607	617	900	905	942	
	Electric Fan	174	260	294	353	359	450	456	628	638	730	743	1137	1156	1202	
	DuraPlate	127	173	200	216	220	278	283	439	450	559	569	1126	1145	1191	
25.0	None	92	123	156	165	168	208	212	267	271	342	350	556	565	517	
	Shaft Fan	111	175	218	235	239	344	350	463	470	600	608	982	1000	905	
	Electric Fan	166	247	292	351	357	443	451	606	617	719	732	1261	1282	1157	
	DuraPlate	122	160	200	215	219	275	279	424	431	550	560	1250	1269	1145	
28.0	None	94	123	150	159	162	194	197	256	261	356	362			556	
	Shaft Fan	113	174	210	226	230	321	326	445	452	615	626			986	
	Electric Fan	168	244	282	338	344	414	421	583	593	738	751			1267	
	DuraPlate	125	160	192	207	211	256	260	408	415	568	577			1254	

\* Basic thermal ratings listed are based on an ambient temperature of 68°F(20°C) at sea level. Application-adjusted thermal ratings must be calculated using the application-adjusted thermal factors on page 8 before comparing to the required load. For cooling beyond the range of values listed, contact the Factory.

† Actual sump temperatures will vary based upon exact ambient conditions and load profile.

\* Contact Factory.

Basic Thermal Ratings\* — Hp/Double Reduction Maximum 180°F Sump Temperature†

HSS rpm	Nom. Ratio	Auxiliary Cooling	DRIVE SIZE																
			193	197	203	207	213	217	223	227	237	243	247	253	257	263	267	273	277
1170	5.00	None	*	*			*	*											
		Shaft Fan	*	*			*	*											
		Electric Fan	1540	1566															
	5.60	DuraPlate	2717	2763			1573	1600											
		None	*	*	*	*	*	*	*	*	*	*	*	*	*	*	*	*	*
		Shaft Fan	1122	1141	*	*	*	*	*	*	*	*	*	*	*	*	*	*	*
	6.30	Electric Fan	1711	1750	1150	1169	318	323	*	*	*	*	*	*	*	*	*	*	*
		DuraPlate	2838	2886	2335	2375	2190	2250	351	357	15252	8679	8826	34171	34750	17681	17981	40580	41268
		None	*	*	*	*	*	*	*	*	*	*	*	*	*	*	*	*	*
	7.10	Shaft Fan	1145	1164	*	*	*	*	*	*	*	*	*	*	*	*	*	*	*
		Electric Fan	1711	1750	1419	1443	532	541	*	*	*	*	*	*	*	*	*	*	*
		DuraPlate	2797	2845	2568	2611	2389	2429	1257	1278	15729	11174	11363	35686	36291	22591	22974	43577	44316
	8.00	None	*	*	*	*	*	*	*	*	*	*	*	*	*	*	*	*	*
		Shaft Fan	1602	1629	*	*	1394	1418	*	*	*	*	*	*	*	*	*	*	*
		Electric Fan	2105	2141	1470	1500	2055	2090	*	*	*	*	*	*	*	*	*	*	*
	9.00	DuraPlate	2323	2362	2574	2618	2630	2675	1611	1638	15795	13065	13287	36175	36788	24637	25055	44874	45634
		None	*	*	*	*	*	*	*	*	*	*	*	*	*	*	*	*	*
		Shaft Fan	1619	1646	1483	1508	1500	1517	1002	1019	*	*	*	*	*	*	*	*	*
	10.0	Electric Fan	2103	2139	2000	2019	2120	2156	1647	1675	*	*	*	*	*	*	*	*	*
		DuraPlate	2313	2353	2204	2250	2666	2711	2219	2256	13153	16645	16927	32178	32723	24669	25087	37924	38566
None		*	*	*	*	*	*	*	*	*	*	*	*	*	*	*	*	*	
11.2	Shaft Fan	1563	1590	1546	1572	1500	1523	1208	1229	*	*	*	*	*	*	*	*	*	
	Electric Fan	2032	2067	2035	2069	2104	2140	1826	1857	*	*	*	*	*	*	*	*	*	
	DuraPlate	2250	2274	2250	2285	2632	2677	2369	2409	12719	16482	16762	31247	31777	24821	25241	37465	38100	
12.5	None	650	661	*	*	*	*	*	*	*	*	*	*	*	*	*	*	*	
	Shaft Fan	1602	1629	1503	1529	2000	2022	1260	1282	*	*	*	*	*	*	*	*	*	
	Electric Fan	2030	2064	1976	2010	2544	2587	1858	1890	*	*	*	*	*	*	*	*	*	
14.0	DuraPlate	1779	1809	2181	2218	4000	4037	2383	2424	12410	16040	16312	30518	31036	24709	25128	37004	37631	
	None	659	671	604	614	*	*	*	*	*	*	*	*	*	*	*	*	*	
	Shaft Fan	1586	1612	1546	1572	1923	1956	1851	1883	3227	3813	3877	5335	5425	4960	5044	*	*	
16.0	Electric Fan	2000	2033	1973	2006	2452	2500	2406	2446	3302	3747	3810	3862	3927	3512	3572	*	*	
	DuraPlate	1756	1786	1722	1751	3816	3880	3836	3901	15397	19806	20141	25061	25486	20918	21273	25586	26020	
	None	629	640	634	644	*	*	*	*	*	*	*	*	*	*	*	*	*	
18.0	Shaft Fan	1523	1548	1562	1589	1861	1892	1817	1848	3135	3797	3861	5264	5353	5131	5218	3216	3270	
	Electric Fan	1924	1956	1978	2011	2374	2415	2345	2384	3205	3734	3797	3873	3939	3764	3828	*	*	
	DuraPlate	1688	1717	1750	1763	3702	3765	3709	3772	14569	19068	19392	23906	24311	20278	20621	24951	25374	
20.0	None	646	657	608	618	859	874	*	*	*	*	*	*	*	*	*	*	*	
	Shaft Fan	1443	1468	1504	1529	2047	2082	1770	1800	3060	3699	3761	5152	5240	5152	5239	3508	3567	
	Electric Fan	1800	1831	1907	1939	2519	2562	2281	2320	3128	3639	3701	3820	3885	3837	3902	*	*	
22.4	DuraPlate	1934	1967	1670	1699	2889	2938	3609	3670	14074	18096	18402	23107	23499	19818	20154	24451	24865	
	None	644	655	621	632	814	828	819	833	1000	1157	1177	*	*	*	*	*	*	
	Shaft Fan	1420	1444	1412	1436	1942	1975	2000	2031	3402	4444	4519	6184	6289	6352	6459	6675	6788	
25.0	Electric Fan	1765	1795	1768	1798	2394	2434	2468	2510	3500	4388	4463	4938	5022	5227	5316	5099	5185	
	DuraPlate	1894	1927	1901	1933	2747	2794	2838	2886	10870	13912	14148	17916	18220	15514	15777	24983	25407	
	None	611	622	635	646	777	790	781	800	959	1133	1152	1183	1203	*	*	*	*	
28.0	Shaft Fan	1362	1385	1413	1437	1866	1898	1898	1930	3227	4271	4343	5884	5984	6136	6240	6516	6626	
	Electric Fan	1699	1728	1760	1790	2305	2344	2347	2387	3286	4217	4289	4705	4785	5063	5149	5016	5101	
	DuraPlate	1825	1856	1890	1922	2649	2694	2700	2746	10265	13343	13569	17020	17309	14916	15169	24019	24426	
31.5	None	639	650	605	615	857	871	748	760	931	1083	1102	1148	1167	*	*	*	*	
	Shaft Fan	1375	1399	1358	1381	1952	2000	1826	1857	3115	4029	4097	5651	5747	5967	6068	6364	6471	
	Electric Fan	1711	1750	1695	1724	2397	2438	2263	2301	3172	4000	4046	4519	4595	4926	5010	4913	4997	
35.0	DuraPlate	1500	1524	1822	1853	2367	2407	2606	2651	9905	12613	12827	16404	16682	14513	14759	23363	23759	
	None	645	656	620	630	844	859	856	871	1286	1454	1479	1750	1764	1845	1876	1900	1932	
	Shaft Fan	1435	1459	1349	1372	1917	1949	1942	1975	3412	4316	4389	6097	6201	6849	6965	7846	7979	
40.0	Electric Fan	1722	1751	1683	1712	2353	2393	2385	2426	3500	4268	4340	5027	5113	5759	5857	6398	6506	
	DuraPlate	1511	1537	1472	1500	2163	2200	2356	2395	8069	10167	10339	13356	13583	13615	13846	20899	21253	
	None	609	619	644	655	830	844	848	863	1210	1389	1412	1636	1664	1759	1789	1838	1869	
45.0	Shaft Fan	1371	1394	1440	1464	1865	1897	1912	1944	3214	4123	4193	5760	5858	6495	6605	7479	7606	
	Electric Fan	1650	1678	1750	1760	2288	2327	2347	2387	3265	4077	4146	4746	4827	5462	5555	6105	6208	
	DuraPlate	1445	1469	1518	1544	2103	2139	2157	2194	7613	9739	9904	12663	12878	12915	13134	19873	20209	
50.0	None			609	619			807	820	1161	1297	1319	1555	1582	1690	1718	1776	1806	
	Shaft Fan			1377	1400			1831	1862	3092	3868	3934	5512	5605	6251	6357	7207	7330	
	Electric Fan			1660	1688			2252	2290	3141	3825	3890	4536	4613	5254	5343	5881	5981	
56.0	DuraPlate			1453	1478			2068	2103	7341	9191	9347	12184	12390	12462	12673	19191	19517	

\* Basic thermal ratings listed are based on an ambient temperature of 68°F(20°C) at sea level. Application-adjusted thermal ratings must be calculated using the application-adjusted thermal factors on page 8 before comparing to the required load. For cooling beyond the range of values listed, contact the Factory.

† Actual sump temperatures will vary based upon exact ambient conditions and load profile.

\* Contact Factory.

Basic Thermal Ratings\* — Hp/Double Reduction Maximum 180°F Sump Temperature†

HSS rpm	Nom. Ratio	Auxiliary Cooling	DRIVE SIZE													
			107	117	127	133	137	143	147	153	157	163	167	173	177	187
970	5.00	None												500	508	
		Shaft Fan												988	1005	
		Electric Fan												1560	1587	
	DuraPlate												2293	2332		
	5.60	None	152	205	244	242	246	269	274	339	345	321	326	500	508	*
		Shaft Fan	173	263	318	322	327	424	431	591	601	615	625	963	979	928
		Electric Fan	270	401	481	550	560	632	643	918	933	902	917	1507	1532	1500
		DuraPlate	241	316	384	444	452	620	630	938	954	1044	1062	2205	2250	1668
	6.30	None	146	195	245	244	250	269	273	341	350	325	330	544	553	*
		Shaft Fan	166	250	319	323	328	421	428	585	600	616	626	1011	1028	932
		Electric Fan	260	382	479	548	558	625	636	900	915	900	914	1552	1579	1500
		DuraPlate	232	300	384	444	451	613	624	920	935	1040	1057	2250	2280	1649
	7.10	None	150	197	237	238	242	258	263	336	342	360	366	647	658	513
		Shaft Fan	169	252	308	314	319	402	409	572	581	659	671	1086	1105	983
		Electric Fan	263	380	463	531	540	600	604	875	890	947	963	1587	1614	1530
		DuraPlate	235	301	371	431	438	583	593	900	909	1089	1107	1803	1833	1691
	8.00	None	137	188	223	228	232	267	272	370	376	387	393	610	620	625
		Shaft Fan	155	239	289	300	305	408	415	601	611	661	672	1024	1042	1063
		Electric Fan	243	361	433	507	516	600	607	900	910	923	939	1500	1525	1565
		DuraPlate	193	257	337	356	362	486	494	743	756	839	853	1705	1750	1782
	9.00	None	131	178	223	228	232	264	268	360	366	383	389	629	640	609
		Shaft Fan	150	227	289	300	305	402	409	582	592	653	664	1044	1061	1031
		Electric Fan	233	343	430	503	512	588	600	866	880	912	928	1516	1542	1516
		DuraPlate	185	243	336	354	360	479	487	720	732	829	843	1719	1750	1726
	10.0	None	134	179	215	220	224	250	253	350	354	405	411	604	615	623
		Shaft Fan	151	227	278	289	294	379	385	562	571	680	692	982	1000	1042
		Electric Fan	236	340	414	485	493	553	562	833	847	942	958	1413	1437	1520
		DuraPlate	188	243	323	341	350	450	458	700	705	858	873	1307	1329	1726
11.2	None	114	154	183	200	202	230	234	308	314	343	350	564	574	592	
	Shaft Fan	129	197	237	260	265	350	354	500	507	571	580	921	936	969	
	Electric Fan	204	300	356	438	450	509	517	744	756	789	803	1330	1353	1401	
	DuraPlate	159	207	275	306	311	360	366	648	659	758	771	1229	1250	1295	
12.5	None	109	145	183	200	201	226	230	300	304	338	344	576	586	570	
	Shaft Fan	125	186	237	259	264	343	350	482	491	562	572	933	949	933	
	Electric Fan	196	284	354	435	442	500	509	718	730	778	800	1340	1363	1351	
	DuraPlate	152	196	274	305	310	354	360	626	636	747	760	1250	1261	1250	
14.0	None	111	146	177	191	194	208	211	288	293	353	359	558	568	576	
	Shaft Fan	126	186	228	250	254	314	320	465	472	582	592	889	904	936	
	Electric Fan	200	282	341	418	425	458	466	691	703	800	814	1265	1287	1348	
	DuraPlate	154	196	264	293	300	325	330	602	612	769	782	985	1001	1250	
16.0	None	96	134	159	173	176	193	196	287	292	309	315	519	528	549	
	Shaft Fan	109	171	206	226	230	293	300	459	467	507	515	831	845	879	
	Electric Fan	173	260	309	378	384	428	436	680	692	700	708	1188	1208	1256	
	DuraPlate	122	178	214	236	240	269	274	500	508	555	565	922	937	975	
18.0	None	91	126	160	172	175	190	193	277	281	304	309	528	537	526	
	Shaft Fan	104	161	206	225	229	288	293	443	450	500	508	841	855	844	
	Electric Fan	166	246	307	375	382	422	429	655	666	687	700	1196	1217	1208	
	DuraPlate	117	168	214	235	239	265	269	481	489	547	557	931	947	937	
20.0	None	93	127	154	166	169	178	181	265	270	317	322	522	531	529	
	Shaft Fan	106	161	200	216	220	271	275	424	431	516	524	815	829	845	
	Electric Fan	168	244	296	361	367	400	402	627	637	705	717	1146	1166	1205	
	DuraPlate	119	168	206	226	230	250	253	461	468	565	574	1032	1049	936	
22.4	None	92	123	145	155	158	200	201	260	264	329	335	483	491	513	
	Shaft Fan	104	158	186	201	205	294	300	406	413	517	526	760	773	805	
	Electric Fan	165	246	275	332	337	421	428	591	601	690	701	1075	1093	1137	
	DuraPlate	116	157	179	N/A	N/A	N/A	N/A	387	393	500	503	966	982	1022	
25.0	None	88	116	145	155	158	195	200	251	255	323	329	527	536	491	
	Shaft Fan	100	150	186	201	204	291	295	392	400	508	517	836	850	773	
	Electric Fan	157	234	274	330	335	416	423	571	580	679	690	1190	1210	1093	
	DuraPlate	111	146	179	N/A	N/A	N/A	N/A	373	380	486	500	1067	1085	982	
28.0	None	89	117	140	150	152	182	185	241	245	337	342			527	
	Shaft Fan	101	150	179	193	196	271	276	377	383	525	534			838	
	Electric Fan	160	231	264	318	323	388	395	549	558	700	709			1195	
	DuraPlate	113	145	172	N/A	N/A	N/A	N/A	359	365	503	511			1071	

\* Basic thermal ratings listed are based on an ambient temperature of 68°F(20°C) at sea level. Application-adjusted thermal ratings must be calculated using the application-adjusted thermal factors on page 8 before comparing to the required load. For cooling beyond the range of values listed, contact the Factory.

† Actual sump temperatures will vary based upon exact ambient conditions and load profile.

\* Contact Factory.

Basic Thermal Ratings\* — Hp/Double Reduction Maximum 180°F Sump Temperature†

HSS rpm	Nom. Ratio	Auxiliary Cooling	DRIVE SIZE																	
			193	197	203	207	213	217	223	227	237	243	247	253	257	263	267	273	277	
970	5.00	None	*	*			*	*												
		Shaft Fan	1256	1277			*	*												
		Electric Fan	2052	2087			1455	1480												
	DuraPlate	2665	2711			2682	2727													
	5.60	None	*	*	*	*	*	*	*	*	*	*	*	*	*	*	*	*	*	*
		Shaft Fan	1346	1369	1035	1053	*	*	*	*	*	*	*	*	*	*	*	*	*	*
		Electric Fan	2114	2150	1828	1859	1750	1778	*	*	*	*	*	*	*	*	*	*	*	*
	DuraPlate	2703	2748	2446	2500	2915	2964	1930	1963	14994	13725	13957	33884	34459	23674	24075	24017	24424		
	6.30	None	*	*	*	*	*	*	*	*	*	*	*	*	*	*	*	*	*	*
		Shaft Fan	1323	1345	1186	1207	874	889	343	350	*	*	*	*	*	*	*	*	*	*
		Electric Fan	2063	2098	1963	2000	1826	1857	1235	1256	*	*	*	*	*	*	*	*	*	*
	DuraPlate	2632	2677	2560	2603	2952	3002	2383	2423	14847	14592	14839	33883	34457	25412	25842	27579	28046		
	7.10	None	672	684	*	*	*	*	*	*	*	*	*	*	*	*	*	*	*	*
		Shaft Fan	1506	1531	1191	1211	1701	1730	*	*	*	*	*	*	*	*	*	*	*	*
		Electric Fan	2168	2205	1938	1971	2621	2665	1397	1421	*	*	*	*	*	*	*	*	*	*
	DuraPlate	2094	2130	2514	2557	2705	2751	2510	2553	14648	15049	15304	33606	34176	26028	26469	29163	29657		
	8.00	None	692	704	606	617	*	*	*	*	*	*	*	*	*	*	*	*	*	*
		Shaft Fan	1504	1529	1429	1454	1699	1728	1470	1500	1816	2396	2436	3400	3457	*	*	*	*	*
		Electric Fan	2143	2180	2090	2126	2572	2615	2384	2424	2443	3080	3133	2920	3000	*	*	*	*	*
	DuraPlate	2072	2107	2016	2051	2652	2697	2469	2511	11790	15221	15479	28205	28683	22968	23357	27854	28326		
9.00	None	663	675	651	662	*	*	*	*	*	*	*	*	*	*	*	*	*	*	
	Shaft Fan	1444	1469	1464	1500	1661	1690	1528	1554	1928	2618	2662	3701	3764	2418	2459	*	*	*	
	Electric Fan	2064	2099	2108	2144	2506	2548	2395	2436	2519	3277	3332	3244	3299	*	*	*	*	*	
DuraPlate	2000	2028	2036	2071	2584	2627	2500	2517	11273	14834	15085	27104	27563	22591	22974	27556	28023			
10.0	None	700	711	630	641	830	844	*	*	*	*	*	*	*	*	*	*	*	*	
	Shaft Fan	1416	1440	1412	1436	1873	1904	1518	1544	1955	2751	2798	3799	3863	2826	2874	*	*	*	
	Electric Fan	2000	2017	2035	2070	2641	2686	2356	2396	2525	3372	3429	3359	3416	2435	2500	*	*	*	
DuraPlate	1578	1605	1966	2000	3460	3518	2434	2500	10939	14220	14461	26306	26752	22236	22613	27209	27670			
11.2	None	701	713	665	677	802	815	757	770	*	*	*	*	*	*	*	*	*	*	
	Shaft Fan	1399	1422	1375	1398	1791	1822	1787	1817	3138	4000	4042	5492	5585	5538	5632	4865	4947		
	Electric Fan	1947	2000	1940	1973	2524	2567	2554	2597	3682	4587	4665	5058	5143	5191	5279	4238	4310		
DuraPlate	1555	1582	1536	1562	3307	3363	3373	3430	12831	16662	16945	21150	21509	18087	18393	22705	23090			
12.5	None	666	678	686	700	770	783	745	758	948	*	*	*	*	*	*	*	*	*	
	Shaft Fan	1339	1362	1385	1409	1724	1753	1722	1751	3001	3867	3932	5290	5379	5470	5562	5022	5107		
	Electric Fan	1872	1903	1936	1969	2435	2500	2451	2500	3512	4451	4526	4880	4963	5141	5228	4428	4504		
DuraPlate	1500	1517	1543	1569	3198	3252	3234	3288	12113	15985	16256	20093	20433	17421	17717	21940	22311			
14.0	None	641	651	655	666	900	905	722	734	932	1012	1029	*	*	*	*	*	*	*	
	Shaft Fan	1250	1263	1329	1352	1787	1818	1664	1692	2907	3685	3748	5109	5196	5373	5464	5042	5128		
	Electric Fan	1717	1750	1864	1895	2443	2500	2371	2412	3399	4233	4305	4717	4797	5055	5141	4471	4547		
DuraPlate	1648	1676	1482	1507	2500	2519	3133	3186	11686	15109	15365	19365	19693	16963	17251	21383	21745			
16.0	None	637	648	620	631	839	853	860	875	1144	1424	1448	1593	1620	1658	1686	*	*	*	
	Shaft Fan	1222	1250	1215	1236	1691	1719	1750	1779	3006	4000	4052	5521	5614	5770	5868	6401	6510		
	Electric Fan	1682	1710	1688	1717	2317	2356	2404	2444	3500	4496	4573	5156	5244	5494	5587	5910	6010		
DuraPlate	1615	1643	1619	1647	2350	2389	2438	2500	8954	11494	11689	14845	15096	13082	13304	21002	21358			
18.0	None	605	615	631	642	800	812	812	826	1087	1369	1392	1519	1545	1615	1642	*	*	*	
	Shaft Fan	1170	1190	1218	1250	1621	1648	1655	1683	2839	3811	3876	5226	5314	5532	5626	6175	6280		
	Electric Fan	1618	1645	1679	1708	2250	2267	2279	2317	3272	4300	4373	4881	4964	5269	5358	5707	5803		
DuraPlate	1553	1579	1612	1640	2261	2299	2311	2350	8445	11004	11190	14073	14311	12543	12756	20146	20488			
20.0	None	612	622	600	611	848	862	775	788	1048	1287	1309	1453	1478	1569	1595	1366	1389		
	Shaft Fan	1168	1188	1167	1187	1676	1704	1588	1615	2735	3577	3637	5002	5087	5357	5448	5989	6091		
	Electric Fan	1616	1643	1616	1644	2296	2335	2194	2250	3152	4037	4105	4670	4750	5101	5187	5536	5630		
DuraPlate	1284	1306	1551	1578	2028	2062	2250	2264	8142	10377	10552	13537	13767	12181	12387	19562	19893			
22.4	None	619	630	600	605	830	844	838	853	1261	1500	1510	1776	1807	1965	2000	2154	2192		
	Shaft Fan	1178	1198	1144	1163	1640	1668	1658	1686	2904	3696	3758	5190	5278	5900	6000	6833	6949		
	Electric Fan	1627	1654	1590	1617	2250	2287	2276	2314	3302	4134	4204	4877	4959	5629	5725	6374	6482		
DuraPlate	1294	1316	1259	1281	1860	1892	2009	2043	6624	8329	8470	10958	11144	11306	11498	17292	17585			
25.0	None	584	600	619	629	803	817	824	838	1183	1413	1437	1668	1696	1857	1888	2058	2093		
	Shaft Fan	1121	1140	1182	1202	1583	1610	1626	1654	2730	3524	3584	4893	4976	5579	5674	6493	6604		
	Electric Fan	1557	1584	1636	1664	2172	2209	2250	2269	3106	3943	4010	4596	4674	5323	5413	6057	6160		
DuraPlate	1234	1255	1300	1322	1796	1826	1845	1876	6243	7968	8103	10374	10549	10708	10889	16424	16702			
28.0	None			585	600			782	800	1133	1315	1337	1582	1609	1776	1806	1974	2008		
	Shaft Fan			1127	1146			1554	1580	2624	3298	3354	4673	4753	5360	5450	6243	6349		
	Electric Fan			1568	1595			2139	2176	3000	3694	3756	4388	4462	5112	5199	5823	5922		
DuraPlate			1250	1262			1765	1795	6016	7505	7633	9964	10133	10318	10493	15842	16110			

\* Basic thermal ratings listed are based on an ambient temperature of 68°F(20°C) at sea level. Application-adjusted thermal ratings must be calculated using the application-adjusted thermal factors on page 8 before comparing to the required load. For cooling beyond the range of values listed, contact the Factory.

† Actual sump temperatures will vary based upon exact ambient conditions and load profile.

\* Contact Factory.

Basic Thermal Ratings\* — Hp/Double Reduction Maximum 180°F Sump Temperature†

HSS rpm	Nom. Ratio	Auxiliary Cooling	DRIVE SIZE														
			107	117	127	133	137	143	147	153	157	163	167	173	177	187	
870	5.00	None												590	600		
		Shaft Fan													1000	1015	
		Electric Fan													1630	1658	
		DuraPlate													1666	1694	
	5.60	None	150	200	239	240	244	273	278	355	361	361	367	574	584	548	
		Shaft Fan	168	244	295	300	305	400	405	562	571	607	617	960	976	953	
		Electric Fan	264	390	468	538	547	627	638	917	933	935	951	1560	1586	1585	
		DuraPlate	228	300	359	415	422	580	590	875	889	1000	1014	1594	1621	1621	
	6.30	None	143	190	240	241	245	272	276	352	358	362	368	609	619	552	
		Shaft Fan	162	231	295	300	305	394	401	552	562	604	615	1000	1014	944	
		Electric Fan	253	371	466	535	545	619	630	900	910	928	944	1594	1621	1555	
		DuraPlate	219	283	359	414	421	573	583	854	868	1000	1006	1627	1655	1590	
	7.10	None	146	192	232	234	238	259	264	345	351	392	400	665	676	588	
		Shaft Fan	165	233	285	291	296	375	381	538	547	641	652	1026	1043	979	
		Electric Fan	256	369	450	518	527	586	600	867	882	969	986	1576	1603	1583	
		DuraPlate	222	283	350	401	408	543	552	828	842	1031	1048	1671	1699	1617	
	8.00	None	133	182	217	223	226	264	268	366	373	395	402	623	633	646	
		Shaft Fan	151	221	266	277	281	377	383	555	565	621	631	964	980	1007	
		Electric Fan	236	350	420	492	500	584	600	875	890	919	935	1500	1512	1558	
		DuraPlate	183	242	315	332	338	455	462	689	700	788	802	1576	1603	1653	
9.00	None	127	172	217	222	226	260	264	356	362	390	400	639	650	625		
	Shaft Fan	144	209	266	276	281	371	378	537	547	613	623	981	1000	973		
	Electric Fan	226	332	417	488	500	575	585	845	859	907	922	1500	1525	1506		
	DuraPlate	175	229	314	331	337	450	455	666	677	778	800	1588	1615	1597		
10.0	None	130	173	209	214	218	245	250	343	350	410	417	601	611	636		
	Shaft Fan	147	209	256	266	270	350	355	518	527	637	648	911	926	981		
	Electric Fan	229	329	401	470	478	539	549	813	827	935	950	1384	1407	1506		
	DuraPlate	177	229	302	319	324	420	427	641	652	805	818	1212	1233	1596		
11.2	None	111	150	177	192	195	224	228	301	307	340	346	560	569	589		
	Shaft Fan	126	181	218	238	243	320	325	457	464	527	536	852	867	900		
	Electric Fan	200	289	344	423	431	500	504	722	734	774	788	1301	1323	1372		
	DuraPlate	150	195	256	285	290	337	343	600	605	700	712	1138	1157	1200		
12.5	None	106	140	177	192	195	221	225	292	300	335	341	571	581	567		
	Shaft Fan	120	171	217	238	242	315	320	441	450	519	528	864	878	865		
	Electric Fan	190	274	342	420	427	487	500	700	709	763	776	1310	1332	1322		
	DuraPlate	142	185	256	283	288	332	337	574	584	689	701	1148	1167	1156		
14.0	None	108	141	171	185	188	203	206	281	286	350	355	546	555	571		
	Shaft Fan	122	171	209	229	233	288	293	425	432	537	546	817	831	867		
	Electric Fan	192	272	330	404	411	450	453	670	682	784	800	1229	1250	1319		
	DuraPlate	144	185	246	273	277	304	309	553	562	710	722	915	930	1154		
16.0	None	93	128	154	167	169	188	191	278	283	303	308	506	515	537		
	Shaft Fan	106	156	189	206	210	268	272	419	426	465	472	762	775	807		
	Electric Fan	168	250	300	365	371	416	423	658	669	679	691	1153	1173	1220		
	DuraPlate	116	168	202	222	226	254	258	461	469	517	526	855	869	905		
18.0	None	89	121	154	166	169	185	188	268	273	300	303	516	524	514		
	Shaft Fan	101	147	189	206	209	263	268	403	410	457	465	772	785	774		
	Electric Fan	161	237	296	362	368	409	416	633	644	669	681	1161	1181	1173		
	DuraPlate	111	158	202	221	225	250	254	444	452	510	518	864	879	869		
20.0	None	91	122	148	160	163	173	176	257	262	310	316	505	513	517		
	Shaft Fan	103	148	182	200	201	247	251	386	393	473	481	745	758	775		
	Electric Fan	164	235	286	350	354	384	390	606	616	688	700	1109	1127	1169		
	DuraPlate	113	158	194	213	216	235	239	425	433	526	535	947	964	869		
22.4	None	89	119	140	150	151	191	194	251	255	318	324	467	475	500		
	Shaft Fan	101	145	171	183	186	268	272	370	376	472	480	700	706	736		
	Electric Fan	160	239	266	319	324	406	413	570	580	666	678	1039	1056	1099		
	DuraPlate	111	150	170	N/A	N/A	N/A	N/A	361	367	N/A	N/A	886	901	938		
25.0	None	85	112	140	148	151	188	191	242	246	312	317	509	518	475		
	Shaft Fan	96	138	170	182	185	264	269	357	363	463	471	761	774	705		
	Electric Fan	153	227	264	317	322	401	407	550	560	656	667	1149	1168	1056		
	DuraPlate	105	138	169	N/A	N/A	N/A	N/A	350	354	N/A	N/A	976	1000	900		
28.0	None	87	113	135	143	145	175	178	232	236	325	331			509		
	Shaft Fan	98	138	164	176	179	246	250	343	350	479	488			763		
	Electric Fan	155	224	255	305	310	374	380	529	538	674	685			1154		
	DuraPlate	107	138	163	N/A	N/A	N/A	N/A	335	340	N/A	N/A			980		

\* Basic thermal ratings listed are based on an ambient temperature of 68°F(20°C) at sea level. Application-adjusted thermal ratings must be calculated using the application-adjusted thermal factors on page 8 before comparing to the required load. For cooling beyond the range of values listed, contact the Factory.

† Actual sump temperatures will vary based upon exact ambient conditions and load profile.

\* Contact Factory.

Basic Thermal Ratings\* — Hp/Double Reduction Maximum 180°F Sump Temperature†

HSS rpm	Nom. Ratio	Auxiliary Cooling	DRIVE SIZE																
			193	197	203	207	213	217	223	227	237	243	247	253	257	263	267	273	277
870	5.00	None	*	*			*	*											
		Shaft Fan	1314	1337			923	939											
		Electric Fan	2190	2250			2106	2141											
	DuraPlate	2554	2598			2928	3000												
	5.60	None	*	*	*	*	*	*	*	*	*	*	*	*	*	*	*	*	*
		Shaft Fan	1371	1394	1151	1171	1121	1140	*	*	*	*	*	*	*	*	*	*	*
		Electric Fan	2216	2253	2026	2060	2252	2291	1574	1601	*	*	*	*	*	*	*	*	*
	DuraPlate	2565	2609	2391	2432	3032	3083	2391	2431	14270	14589	14836	32334	32882	24330	24742	27102	27561	
	6.30	None	*	*	*	*	*	*	*	*	*	*	*	*	*	*	*	*	*
		Shaft Fan	1334	1356	1259	1281	1172	1191	776	789	*	*	*	*	*	*	*	*	*
		Electric Fan	2149	2185	2112	2148	2264	2303	1872	1904	1617	*	*	*	*	*	*	*	*
	DuraPlate	2500	2529	2466	2508	3018	3069	2648	2693	13945	14950	15204	31877	32418	25147	25573	28981	29472	
	7.10	None	722	735	*	*	*	*	*	*	*	*	*	*	*	*	*	*	*
		Shaft Fan	1424	1448	1250	1263	1750	1770	882	900	*	*	*	*	*	*	*	*	*
		Electric Fan	2157	2194	2064	2099	2772	2819	1947	2000	1850	*	*	*	*	*	*	*	*
	DuraPlate	1955	2000	2406	2447	2640	2684	2698	2743	13674	14970	15223	31377	31908	25335	25764	29726	30229	
	8.00	None	734	746	670	681	729	741	*	*	*	*	*	*	*	*	*	*	*
		Shaft Fan	1417	1441	1363	1386	1706	1750	1570	1597	2202	2912	2961	4094	4163	3025	3076	*	*
		Electric Fan	2125	2161	2094	2130	2686	2732	2597	2641	3084	4006	4074	4162	4232	3208	3262	*	*
	DuraPlate	1930	1962	1892	1924	2560	2603	2465	2507	10873	14132	14371	25783	26220	21513	21877	26494	26943	
	9.00	None	700	712	704	716	716	728	*	*	*	*	*	*	*	*	*	*	*
		Shaft Fan	1358	1381	1389	1413	1656	1684	1577	1604	2223	3007	3058	4201	4272	3559	3619	*	*
		Electric Fan	2043	2078	2101	2137	2605	2649	2552	2595	3052	4052	4120	4265	4337	3732	3795	*	*
	DuraPlate	1854	1885	1905	1937	2500	2524	2426	2467	10353	13692	13924	24672	25090	20989	21345	25946	26386	
	10.0	None	706	718	677	688	900	906	*	*	*	*	*	*	*	*	*	*	*
		Shaft Fan	1309	1331	1335	1358	1772	1802	1547	1573	2206	3018	3069	4191	4262	3765	3829	2421	2462
		Electric Fan	1938	1971	2025	2059	2636	2680	2500	2532	3003	4000	4066	4252	4324	3931	4000	2427	2470
	DuraPlate	1466	1500	1834	1865	3173	3227	2368	2408	10024	13049	13270	23883	24287	20572	20920	25476	25908	
	11.2	None	705	717	677	688	852	867	834	848	1121	1284	1306	1352	1375	*	*	*	*
		Shaft Fan	1292	1314	1274	1295	1688	1717	1705	1750	3000	3854	3919	5338	5429	5515	5609	5388	5480
		Electric Fan	1900	1933	1900	1932	2511	2554	2566	2610	3755	4811	4893	5398	5489	5661	5757	5396	5487
	DuraPlate	1444	1469	1430	1454	3026	3077	3104	3157	11496	14978	15232	19045	19368	16487	16767	20891	21245	
	12.5	None	669	681	700	706	816	830	806	819	1086	1273	1295	1345	1368	*	*	*	*
		Shaft Fan	1236	1257	1283	1304	1621	1649	1632	1659	2850	3722	3785	5101	5188	5377	5468	5390	5482
		Electric Fan	1826	1857	1893	1926	2420	2461	2451	2500	3562	4634	4713	5158	5245	5515	5608	5397	5489
	DuraPlate	1383	1407	1435	1459	2921	3000	2965	3015	10841	14346	14589	18060	18366	15838	16106	20115	20456	
	14.0	None	629	640	661	672	888	903	776	789	1057	1231	1251	1315	1337	*	*	*	*
		Shaft Fan	1135	1155	1229	1250	1644	1672	1572	1598	2753	3522	3582	4905	4988	5246	5335	5325	5416
		Electric Fan	1663	1691	1821	1852	2381	2422	2367	2407	3439	4377	4452	4959	5043	5380	5471	5332	5423
	DuraPlate	1502	1527	1376	1400	2262	2300	2867	2915	10452	13534	13763	17381	17675	15396	15657	19560	19892	
16.0	None	625	636	610	621	835	849	861	876	1179	1500	1523	1708	1750	1827	1857	1723	1753	
	Shaft Fan	1118	1137	1111	1130	1553	1579	1611	1638	2772	3672	3735	5109	5195	5384	5475	6085	6188	
	Electric Fan	1629	1656	1636	1664	2257	2295	2346	2386	3414	4471	4547	5159	5246	5501	5594	6090	6194	
DuraPlate	1473	1500	1476	1501	2143	2179	2250	2265	7983	10256	10430	13265	13490	11808	12008	18916	19236		
18.0	None	593	603	621	631	800	808	811	825	1115	1433	1457	1617	1645	1757	1787	1690	1719	
	Shaft Fan	1070	1088	1115	1133	1500	1512	1521	1547	2614	3506	3565	4825	4907	5147	5234	5845	5944	
	Electric Fan	1566	1593	1627	1655	2170	2207	2222	2259	3219	4268	4341	4873	4955	5259	5348	5851	5950	
DuraPlate	1414	1438	1471	1500	2059	2094	2108	2143	7525	9810	9976	12562	12775	11307	11498	18125	18432		
20.0	None	593	603	590	600	832	846	773	786	1073	1340	1363	1541	1567	1696	1725	1646	1674	
	Shaft Fan	1061	1079	1067	1085	1530	1556	1458	1482	2516	3283	3338	4611	4689	4974	5059	5654	5750	
	Electric Fan	1559	1586	1566	1592	2250	2266	2138	2174	3098	4000	4068	4657	4736	5083	5169	5660	5756	
DuraPlate	1175	1195	1413	1437	1854	1886	2027	2062	7252	9239	9395	12071	12276	10969	11155	17584	17882		
22.4	None	601	611	577	586	813	827	820	834	1233	1473	1500	1764	1794	1976	2010	2213	2250	
	Shaft Fan	1138	1157	1039	1057	1500	1521	1511	1536	2640	3346	3402	4713	4793	5388	5480	6267	6373	
	Electric Fan	1577	1603	1534	1560	2181	2218	2206	2250	3197	4029	4098	4756	4836	5504	5597	6272	6379	
DuraPlate	1185	1205	1152	1172	1705	1750	1833	1864	5902	7407	7532	9755	9921	10132	10304	15462	15724		
25.0	None	566	576	601	611	782	800	803	817	1155	1400	1423	1654	1682	1863	1894	2102	2138	
	Shaft Fan	1083	1101	1141	1160	1439	1463	1479	1504	2500	3187	3241	4438	4513	5089	5176	5947	6048	
	Electric Fan	1509	1534	1586	1613	2101	2137	2160	2197	3006	3841	3906	4479	4555	5198	5287	5953	6054	
DuraPlate	1128	1147	1190	1210	1640	1668	1686	1715	5560	7081	7201	9227	9383	9588	9751	14676	14925		
28.0	None			567	577			762	775	1107	1301	1323	1568	1594	1779	1809	2013	2047	
	Shaft Fan			1087	1106			1412	1436	2383	3000	3029	4235	4307	4884	4967	5712	5809	
	Electric Fan			1519	1545			2070	2105	2889	3596	3657	4274	4347	4989	5074	5717	5814	
DuraPlate			1134	1154			1612	1639	5355	6662	6775	8855	9005	9232	9389	14147	14387		

\* Basic thermal ratings listed are based on an ambient temperature of 68°F(20°C) at sea level. Application-adjusted thermal ratings must be calculated using the application-adjusted thermal factors on page 8 before comparing to the required load. For cooling beyond the range of values listed, contact the Factory.

† Actual sump temperatures will vary based upon exact ambient conditions and load profile.

\* Contact Factory.

Basic Thermal Ratings\* — Hp/Triple Reduction Maximum 200°F Sump Temperature†

HSS rpm	Nom. Ratio	Auxiliary Cooling	DRIVE SIZE													
			107	117	127	133	137	143	147	153	157	163	167	173	177	187
1750	28.0	None												319	325	
		Shaft Fan												851	865	
		Electric Fan												850	865	
	DuraPlate												900	912		
	31.5	None	80	109	125	132	135	154	157	194	197	217	220	301	306	315
		Shaft Fan	118	161	186	246	250	340	350	468	476	418	425	806	820	845
		Electric Fan	143	219	250	328	333	343	350	481	490	523	532	806	819	845
		DuraPlate	N/A	N/A	295	314	319	371	377	473	481	576	586	850	865	900
	35.5	None	77	104	126	132	135	152	154	189	192	214	217	307	312	305
		Shaft Fan	114	153	186	245	250	335	341	455	463	411	418	813	827	819
		Electric Fan	138	208	250	326	332	338	343	468	476	515	524	813	827	819
		DuraPlate	N/A	N/A	293	313	318	366	372	460	468	568	577	857	872	864
	40.0	None	79	105	122	129	131	144	147	183	187	222	225	300	303	308
		Shaft Fan	116	154	181	238	242	318	324	442	450	424	431	776	789	819
		Electric Fan	140	209	241	317	322	321	326	455	462	529	538	775	788	819
		DuraPlate	N/A	N/A	285	304	309	350	353	450	454	582	592	649	660	864
	45.0	None	72	97	112	118	120	134	136	181	184	202	205	280	284	294
		Shaft Fan	106	143	167	218	222	300	303	436	443	384	391	733	746	770
		Electric Fan	129	194	224	291	296	300	305	450	455	480	488	733	745	770
		DuraPlate	N/A	N/A	216	227	231	264	268	357	363	423	430	613	624	644
50.0	None	69	92	112	118	120	132	134	176	179	200	202	285	289	284	
	Shaft Fan	102	136	167	217	221	293	300	423	430	379	385	740	753	745	
	Electric Fan	125	185	223	290	295	295	300	435	442	473	481	740	752	745	
	DuraPlate	N/A	N/A	216	227	230	260	264	350	353	417	424	620	630	623	
56.0	None	70	93	109	115	116	125	127	170	173	206	209	294	300	286	
	Shaft Fan	104	136	162	211	215	278	283	407	414	390	400	718	730	745	
	Electric Fan	125	185	216	281	286	280	285	418	425	487	500	718	730	745	
	DuraPlate	N/A	N/A	209	220	224	246	250	334	340	429	437	N/A	N/A	624	
63.0	None	60	82	97	101	102	118	120	166	168	191	194	276	281	290	
	Shaft Fan	89	121	145	188	191	259	264	388	394	351	357	679	690	713	
	Electric Fan	108	165	194	251	255	261	266	400	405	435	443	678	690	713	
	DuraPlate	N/A	N/A	N/A	N/A	N/A	N/A	N/A	N/A	N/A	324	329	N/A	N/A	N/A	
71.0	None	58	78	98	101	102	116	118	161	164	188	191	281	285	280	
	Shaft Fan	86	115	145	187	190	256	260	377	383	346	352	685	700	689	
	Electric Fan	104	157	194	250	254	257	262	387	394	429	436	685	700	689	
	DuraPlate	N/A	N/A	N/A	N/A	N/A	N/A	N/A	N/A	N/A	318	324	N/A	N/A	N/A	
80.0	None	59	79	95	98	100	110	112	156	158	195	200	274	279	282	
	Shaft Fan	87	116	140	182	185	242	246	363	369	357	363	663	674	689	
	Electric Fan	106	157	188	243	247	244	250	373	379	441	450	662	674	689	
	DuraPlate	N/A	N/A	N/A	N/A	N/A	N/A	N/A	N/A	N/A	329	334	N/A	N/A	N/A	
90.0	None	57	77	94	92	94	112	114	153	156	188	191	257	261	270	
	Shaft Fan	84	114	139	172	175	245	250	358	364	344	350	625	635	657	
	Electric Fan	101	155	187	230	234	247	251	368	374	425	432	624	635	657	
	DuraPlate	N/A	N/A	N/A	N/A	N/A	N/A	N/A	N/A	N/A	N/A	N/A	N/A	N/A	N/A	
100	None	54	74	92	92	94	110	112	150	152	184	188	261	266	260	
	Shaft Fan	80	109	137	171	174	241	245	350	353	338	344	631	642	634	
	Electric Fan	97	150	183	229	233	243	247	357	363	418	425	631	641	634	
	DuraPlate	N/A	N/A	N/A	N/A	N/A	N/A	N/A	N/A	N/A	N/A	N/A	N/A	N/A	N/A	
112	None	55	75	89	90	91	104	106	144	146	192	195	270	275	262	
	Shaft Fan	82	110	132	166	169	228	232	335	340	350	355	633	644	635	
	Electric Fan	99	150	177	222	226	230	233	344	350	431	438	633	643	634	
	DuraPlate	N/A	N/A	N/A	N/A	N/A	N/A	N/A	N/A	N/A	N/A	N/A	N/A	N/A	N/A	
125	None	50	67	84	83	85	107	109	145	147	183	186	252	256	266	
	Shaft Fan	74	99	125	155	157	232	236	331	336	328	334	600	605	626	
	Electric Fan	90	135	167	207	210	234	238	340	345	404	410	600	604	626	
	DuraPlate	N/A	N/A	N/A	N/A	N/A	N/A	N/A	N/A	N/A	N/A	N/A	N/A	N/A	N/A	
140	None	48	64	83	84	85	105	107	141	143	179	182	259	263	256	
	Shaft Fan	71	94	122	154	157	229	232	321	326	322	327	608	619	604	
	Electric Fan	86	129	163	206	210	230	234	329	335	400	403	608	618	603	
	DuraPlate	N/A	N/A	N/A	N/A	N/A	N/A	N/A	N/A	N/A	N/A	N/A	N/A	N/A	N/A	
160	None	49	65	80	81	82	100	101	136	138	187	190			259	
	Shaft Fan	72	95	118	150	152	215	219	310	316	333	339			611	
	Electric Fan	88	129	158	200	203	217	221	319	324	409	416			611	
	DuraPlate	N/A	N/A	N/A	N/A	N/A	N/A	N/A	N/A	N/A	N/A	N/A			N/A	

\* Basic thermal ratings listed are based on an ambient temperature of 68°F(20°C) at sea level. Application-adjusted thermal ratings must be calculated using the application-adjusted thermal factors on page 8 before comparing to the required load. For cooling beyond the range of values listed, contact the Factory.

† Actual sump temperatures will vary based upon exact ambient conditions and load profile.

\* Contact Factory.

Basic Thermal Ratings\* — Hp/Triple Reduction Maximum 200°F Sump Temperature†

HSS rpm	Nom. Ratio	Auxiliary Cooling	DRIVE SIZE																			
			193	197	203	207	213	217	223	227	237	243	247	253	257	263	267	273	277			
<b>1750</b>	28.0	None	566	576			729	742														
		Shaft Fan	1196	1217			1555	1581														
		Electric Fan	1538	1564			1968	2001														
		DuraPlate	2913	2962			4000	4035														
	31.5	None	564	574	551	560	700	708	710	722	1011	1170	1190	1250	1267	5973	6074	*	*			
		Shaft Fan	1182	1202	1175	1195	1500	1515	1529	1555	3838	4847	4929	5494	5588	5016	5101	6114	6218			
		Electric Fan	1514	1540	1510	1536	1889	1921	1941	1974	3000	3708	3771	4175	4246	18396	18708	5007	5092			
		DuraPlate	2846	2894	2887	2935	3829	3894	3940	4007	11685	14564	14811	17538	17835	1168	1188	31776	32314			
	35.5	None	539	548	561	570	669	681	678	690	967	1132	1152	1197	1217	5716	5813	*	*			
		Shaft Fan	1137	1156	1179	1199	1441	1465	1465	1500	3660	4678	4757	5258	5347	4804	4885	5902	6002			
		Electric Fan	1460	1500	1509	1534	1830	1861	1862	1894	2851	3578	3638	4000	4061	17576	17874	4844	4927			
		DuraPlate	2759	2806	2850	2898	3735	3798	3800	3864	11140	14095	14334	16847	17132	1135	1155	30404	30920			
	40.0	None	505	514	537	546	676	687	653	664	937	1074	1092	1151	1171	5530	5623	*	*			
		Shaft Fan	1062	1080	1135	1154	1418	1442	1417	1441	3547	4446	4522	5073	5159	4646	4725	5727	5824			
		Electric Fan	1365	1388	1455	1480	1792	1822	1805	1836	2763	3397	3454	3849	3914	17042	17331	4703	4783			
		DuraPlate	2589	2633	2763	2810	3617	3679	3708	3770	10812	13483	13712	16359	16636	1290	1312	29499	29999			
	45.0	None	503	512	493	501	641	652	662	673	956	1149	1169	1277	1299	5470	5563	1137	1156			
		Shaft Fan	1048	1066	1044	1061	1353	1376	1398	1422	3457	4400	4475	5059	5145	4633	4712	5842	5941			
		Electric Fan	1343	1365	1341	1364	1714	1750	1771	1801	2704	3391	3449	3884	3950	16416	16694	4881	4963			
		DuraPlate	2526	2569	2565	2609	3500	3539	3595	3656	10488	13087	13309	15870	16139	1229	1250	28334	28829			
50.0	None	480	488	501	509	614	625	627	638	908	1102	1121	1213	1233	5206	5295	1097	1115				
	Shaft Fan	1007	1024	1047	1064	1305	1327	1332	1355	3288	4235	4306	4824	4906	4409	4483	5587	5682				
	Electric Fan	1293	1315	1338	1361	1657	1685	1691	1719	2571	3260	3316	3699	3762	15654	15919	4669	4748				
	DuraPlate	2448	2500	2530	2573	3390	3447	3455	3514	9983	12650	12864	15223	15481	1180	1200	27068	27527				
56.0	None	460	468	479	487	619	629	601	611	877	1036	1054	1159	1179	5021	5107	1058	1076				
	Shaft Fan	950	966	1007	1024	1252	1273	1286	1307	3183	4013	4081	4645	4724	4249	4321	5393	5485				
	Electric Fan	1215	1236	1290	1312	1570	1597	1635	1663	2500	3084	3136	3556	3616	15162	15419	4505	4581				
	DuraPlate	1754	1783	2453	2500	2391	2431	3365	3422	9680	12084	12289	14769	15019	1506	1532	26232	26676				
63.0	None	458	466	450	457	587	600	607	617	908	1142	1162	1399	1423	5091	5177	1612	1640				
	Shaft Fan	937	953	933	949	1195	1216	1236	1257	3042	4000	4034	4706	4786	4378	4452	5623	5718				
	Electric Fan	1195	1216	1194	1214	1502	1528	1552	1579	2401	3091	3144	3688	3751	11814	12014	4819	4900				
	DuraPlate	1717	1750	1750	1762	2296	2335	2371	2412	7352	9343	9502	11353	11545	1426	1451	19355	19683				
71.0	None	436	444	456	464	562	572	575	585	861	1093	1112	1325	1347	4842	4924	1538	1564				
	Shaft Fan	900	915	936	951	1153	1173	1178	1198	2895	3817	3882	4487	4564	4162	4232	5371	5462				
	Electric Fan	1151	1170	1192	1212	1452	1477	1483	1508	2283	3000	3021	3511	3570	11266	11457	4602	4680				
	DuraPlate	1659	1687	1718	1750	2250	2269	2275	2313	7006	9028	9181	10887	11072	1367	1390	18504	18818				
80.0	None	413	421	435	443	561	570	551	560	831	1027	1044	1264	1286	4669	4748	1477	1502				
	Shaft Fan	850	865	900	914	1136	1155	1136	1156	2803	3618	3679	4321	4394	4010	4078	5183	5271				
	Electric Fan	1088	1106	1148	1167	1425	1449	1434	1458	2209	2810	2858	3374	3432	10906	11091	4437	4513				
	DuraPlate	1567	1594	1661	1689	2174	2211	2210	2250	6797	8616	8762	10553	10732	1343	1365	17935	18239				
90.0	None	411	418	403	410	548	557	549	559	869	1020	1037	1266	1288	4494	4570	1492	1517				
	Shaft Fan	838	852	835	849	1113	1132	1119	1138	2817	3529	3589	4214	4286	3866	3932	5057	5143				
	Electric Fan	1069	1087	1068	1086	1397	1421	1406	1430	2250	2749	2796	3306	3362	10438	10615	4343	4416				
	DuraPlate	1533	1558	1548	1574	2136	2172	2153	2190	6689	8340	8481	10164	10336	1269	1290	17254	17546				
100	None	391	400	409	416	524	533	537	546	821	975	1000	1196	1216	4270	4342	1418	1442				
	Shaft Fan	804	818	837	851	1072	1090	1096	1114	2673	3393	3451	4013	4081	3671	3733	4824	4905				
	Electric Fan	1028	1046	1065	1083	1349	1372	1379	1402	2120	2640	2685	3142	3195	9947	10116	4141	4211				
	DuraPlate	1481	1506	1533	1559	2073	2108	2115	2151	6363	8054	8191	9737	9902	1214	1235	16486	16765				
112	None	371	378	390	400	545	554	513	522	790	914	929	1139	1159	4115	4184	1359	1382				
	Shaft Fan	749	761	804	817	1105	1124	1056	1074	2585	3213	3267	3860	3925	3534	3594	4650	4729				
	Electric Fan	953	969	1026	1043	1393	1417	1332	1354	2048	2500	2536	3016	3067	9626	9789	3989	4056				
	DuraPlate	1083	1101	1482	1507	1689	1717	2053	2088	6167	7682	7812	9432	9592	1294	1316	15972	16243				
125	None	369	375	362	368	529	538	532	541	787	948	964	1100	1119	4008	4076	1526	1551				
	Shaft Fan	739	751	735	747	1076	1094	1085	1104	2500	3128	3181	3582	3643	3500	3527	4736	4772				
	Electric Fan	937	953	935	951	1357	1380	1371	1395	2000	2451	2500	2813	2861	7729	7860	4061	4130				
	DuraPlate	1063	1081	1067	1085	1646	1674	1665	1693	4979	6130	6234	7241	7363	1224	1250	12552	12823				
140	None	352	358	368	374	504	513	517	526	743	906	921	1040	1058	3812	3876	1450	1474				
	Shaft Fan	709	721	737	750	1032	1049	1056	1074	2371	3009	3060	3415	3500	3296	3351	4475	4551				
	Electric Fan	902	917	934	950	1305	1327	1336	1358	1884	2355	2395	2677	2723	7369	7494	3871	3936				
	DuraPlate	1025	1042	1063	1081	1585	1612	1622	1650	4736	5919	6020	6938	7055	1172	1192	12048	12252				
160	None			351	357			493	501	715	849	863	1000	1009	3675	3737	1389	1412				
	Shaft Fan			708	720			1014	1031	2292	2850	2898	3287	3343	3175	3228	4313	4386				
	Electric Fan			900	915			1285	1306	1820	2250	2263	2572	26								

Basic Thermal Ratings\* — Hp/Triple Reduction Maximum 200°F Sump Temperature†

HSS rpm	Nom. Ratio	Auxiliary Cooling	DRIVE SIZE														
			107	117	127	133	137	143	147	153	157	163	167	173	177	187	
1430	28.0	None												350	352		
		Shaft Fan													753	765	
		Electric Fan													859	873	
	DuraPlate													803	816		
	31.5	None	76	103	118	126	128	150	151	190	193	223	227	326	332	342	
		Shaft Fan	101	137	158	206	210	287	292	395	402	369	375	712	724	747	
		Electric Fan	135	206	235	310	315	328	333	461	469	516	525	813	827	853	
		DuraPlate	N/A	N/A	250	267	271	317	323	406	413	504	513	760	772	800	
	35.5	None	73	98	118	126	128	147	150	185	188	219	223	332	337	331	
		Shaft Fan	97	130	158	206	209	282	287	384	391	364	370	719	731	723	
		Electric Fan	130	196	234	308	314	323	328	450	456	508	517	820	834	826	
		DuraPlate	N/A	N/A	250	266	270	313	318	395	402	500	505	766	779	772	
	40.0	None	74	100	115	122	125	139	141	180	183	228	231	316	321	333	
		Shaft Fan	98	131	153	200	203	268	272	373	380	375	381	681	692	724	
		Electric Fan	132	197	227	300	304	306	311	436	443	522	531	776	789	825	
		DuraPlate	N/A	N/A	240	258	263	297	302	384	390	510	519	600	605	772	
	45.0	None	68	91	105	112	114	129	131	176	179	204	208	300	302	312	
		Shaft Fan	90	121	141	183	186	250	254	367	373	337	343	642	653	675	
		Electric Fan	121	183	210	275	280	286	290	428	436	470	478	733	745	770	
		DuraPlate	N/A	N/A	186	197	200	229	233	314	319	378	384	561	570	590	
50.0	None	65	86	106	112	113	127	129	171	174	201	204	302	307	301		
	Shaft Fan	87	115	141	183	186	246	250	356	362	332	337	649	660	653		
	Electric Fan	117	174	210	274	278	281	286	416	423	463	471	739	752	745		
	DuraPlate	N/A	N/A	185	196	200	226	230	305	310	372	378	567	577	570		
56.0	None	67	87	102	108	110	120	122	166	168	208	212	292	297	303		
	Shaft Fan	88	116	137	177	180	233	237	343	350	343	350	612	622	653		
	Electric Fan	118	174	203	266	270	267	271	400	407	476	484	700	707	744		
	DuraPlate	N/A	N/A	180	191	194	214	218	294	300	384	390	N/A	N/A	571		
63.0	None	57	77	92	95	97	111	113	158	160	185	188	274	278	288		
	Shaft Fan	76	103	123	157	160	215	218	323	329	301	306	577	587	606		
	Electric Fan	102	156	183	237	241	246	250	377	383	417	424	656	667	690		
	DuraPlate	N/A	N/A	N/A	N/A	N/A	N/A	N/A	N/A	N/A	289	293	N/A	N/A	N/A		
71.0	None	55	73	92	95	97	109	111	153	156	182	185	278	283	278		
	Shaft Fan	73	97	123	156	159	211	215	314	319	296	301	583	593	586		
	Electric Fan	98	148	183	236	240	242	246	366	372	410	417	663	674	667		
	DuraPlate	N/A	N/A	N/A	N/A	N/A	N/A	N/A	N/A	N/A	284	289	N/A	N/A	N/A		
80.0	None	56	74	89	92	94	103	105	148	151	189	192	270	275	279		
	Shaft Fan	74	98	119	152	155	200	204	302	308	306	311	564	573	586		
	Electric Fan	100	148	177	229	233	229	233	352	358	422	429	640	651	667		
	DuraPlate	N/A	N/A	N/A	N/A	N/A	N/A	N/A	N/A	N/A	294	300	N/A	N/A	N/A		
90.0	None	53	73	89	87	89	105	107	146	150	182	186	253	257	267		
	Shaft Fan	71	97	118	144	146	203	206	300	303	295	300	530	539	558		
	Electric Fan	95	146	176	217	220	232	236	350	354	407	414	603	613	634		
	DuraPlate	N/A	N/A	N/A	N/A	N/A	N/A	N/A	N/A	N/A	N/A	N/A	N/A	N/A	N/A		
100	None	51	69	87	87	89	103	105	142	144	179	182	258	262	257		
	Shaft Fan	68	92	116	144	146	200	203	290	295	290	295	536	545	538		
	Electric Fan	92	140	172	216	220	228	232	337	343	400	407	609	619	612		
	DuraPlate	N/A	N/A	N/A	N/A	N/A	N/A	N/A	N/A	N/A	N/A	N/A	N/A	N/A	N/A		
112	None	52	70	84	85	86	97	100	137	139	187	190	258	262	258		
	Shaft Fan	69	93	112	139	142	188	192	279	284	300	305	529	538	539		
	Electric Fan	93	140	167	209	213	216	219	325	330	413	420	600	611	612		
	DuraPlate	N/A	N/A	N/A	N/A	N/A	N/A	N/A	N/A	N/A	N/A	N/A	N/A	N/A	N/A		
125	None	47	63	79	78	79	100	102	135	137	171	174	240	245	254		
	Shaft Fan	63	84	106	129	131	192	196	273	277	275	280	500	505	523		
	Electric Fan	84	127	157	194	198	220	224	317	322	379	385	563	573	600		
	DuraPlate	N/A	N/A	N/A	N/A	N/A	N/A	N/A	N/A	N/A	N/A	N/A	N/A	N/A	N/A		
140	None	45	60	78	78	80	99	100	131	133	167	170	247	251	244		
	Shaft Fan	60	80	104	129	131	189	192	264	269	270	274	508	517	504		
	Electric Fan	81	121	154	194	197	216	220	307	312	372	378	576	586	572		
	DuraPlate	N/A	N/A	N/A	N/A	N/A	N/A	N/A	N/A	N/A	N/A	N/A	N/A	N/A	N/A		
160	None	46	61	75	76	77	93	95	126	129	175	178			247		
	Shaft Fan	61	80	100	125	127	178	181	256	260	280	285			510		
	Electric Fan	82	121	150	188	191	204	207	300	302	384	391			578		
	DuraPlate	N/A	N/A	N/A	N/A	N/A	N/A	N/A	N/A	N/A	N/A	N/A			N/A		

\* Basic thermal ratings listed are based on an ambient temperature of 68°F(20°C) at sea level. Application-adjusted thermal ratings must be calculated using the application-adjusted thermal factors on page 8 before comparing to the required load. For cooling beyond the range of values listed, contact the Factory.

† Actual sump temperatures will vary based upon exact ambient conditions and load profile.

\* Contact Factory.

Basic Thermal Ratings\* — Hp/Triple Reduction Maximum 200°F Sump Temperature†

HSS rpm	Nom. Ratio	Auxiliary Cooling	DRIVE SIZE																	
			193	197	203	207	213	217	223	227	237	243	247	253	257	263	267	273	277	
1430	28.0	None	549	559			733	745												
		Shaft Fan	1024	1041			1356	1379												
		Electric Fan	1459	1500			1892	1924												
	DuraPlate	2394	2434			3282	3338													
	31.5	None	547	556	536	545	700	710	717	729	1068	1317	1340	1500	1513	1641	1668	1528	1554	
		Shaft Fan	1012	1030	1005	1022	1297	1319	1335	1358	3286	4213	4285	6108	6212	6790	6905	7390	7515	
		Electric Fan	1436	1461	1433	1458	1815	1845	1869	1901	2926	3721	3784	4271	4344	5251	5340	5623	5718	
	DuraPlate	2342	2382	2370	2410	3162	3216	3258	3313	3950	11960	12162	15604	15869	16506	16786	26356	26802		
	35.5	None	522	531	544	554	670	681	682	700	1017	1267	1289	1417	1441	1570	1597	1486	1512	
		Shaft Fan	972	989	1010	1027	1252	1273	1276	1297	3128	4058	4127	5836	5935	6475	6584	7085	7205	
		Electric Fan	1384	1407	1431	1456	1757	1787	1790	1821	2785	3582	3643	4075	4144	5007	5092	5397	5489	
	DuraPlate	2267	2306	2345	2385	3080	3132	3136	3189	9118	11561	11757	14973	15227	15750	16017	25196	25623		
	40.0	None	485	493	521	529	663	674	656	667	983	1195	1215	1358	1381	1513	1539	1442	1467	
		Shaft Fan	904	919	971	987	1223	1250	1232	1253	3029	3848	3913	5629	5724	6254	6360	6853	6969	
		Electric Fan	1289	1311	1380	1404	1708	1750	1750	1764	2696	3394	3452	3922	4000	4833	4915	5219	5307	
	DuraPlate	2121	2157	2271	2309	3000	3027	3055	3106	8845	11041	11228	14527	14773	15259	15517	24424	24838		
	45.0	None	483	491	473	482	629	640	650	661	966	1210	1230	1397	1420	1550	1577	1577	1604	
		Shaft Fan	900	908	887	902	1165	1185	1205	1226	2924	3761	3825	5499	5592	6049	6151	6679	6793	
		Electric Fan	1268	1290	1267	1288	1633	1660	1688	1717	2604	3325	3382	3862	3928	4700	4780	5141	5228	
	DuraPlate	2073	2108	2099	2135	2859	2908	2955	3005	8550	10677	10858	14028	14266	14628	14876	23351	23746		
	50.0	None	460	468	481	489	602	612	616	626	916	1158	1178	1323	1345	1470	1500	1503	1534	
		Shaft Fan	857	871	900	907	1122	1141	1147	1166	2778	3615	3677	5242	5331	5752	5849	6376	6484	
		Electric Fan	1221	1250	1264	1286	1578	1605	1611	1638	2500	3194	3249	3675	3737	4466	4542	4908	4991	
	DuraPlate	2006	2040	2075	2111	2780	2827	2835	2883	8134	10311	10486	13446	13674	13938	14174	22285	22663		
	56.0	None	434	441	459	467	588	600	590	600	884	1087	1106	1263	1284	1409	1433	1449	1474	
		Shaft Fan	801	815	856	871	1065	1083	1105	1124	2687	3421	3500	5049	5135	5547	5641	6151	6255	
		Electric Fan	1140	1159	1218	1250	1478	1503	1558	1584	2392	3020	3071	3530	3590	4302	4374	4730	4810	
	DuraPlate	1444	1468	2009	2043	1975	2009	2757	2804	7884	9835	10002	13035	13256	13492	13721	21582	21948		
	63.0	None	431	439	423	430	558	567	577	587	871	1117	1136	1373	1396	1534	1560	1682	1710	
		Shaft Fan	800	805	786	800	1016	1033	1051	1068	2540	3326	3382	4941	5025	5378	5469	5981	6082	
Electric Fan		1121	1140	1119	1138	1413	1437	1461	1500	2267	2948	3000	3523	3583	4226	4297	4691	4770		
DuraPlate	1416	1440	1424	1449	1894	1927	1957	2000	5976	7587	7715	10176	10349	10643	10823	16810	17095			
71.0	None	411	418	430	437	534	543	546	556	825	1069	1087	1298	1320	1451	1476	1602	1629		
	Shaft Fan	759	772	790	804	978	1000	1000	1017	2414	3197	3251	4713	4792	5114	5201	5710	5806		
	Electric Fan	1079	1097	1118	1137	1366	1389	1395	1419	2155	2832	2880	3352	3409	4014	4082	4476	4552		
DuraPlate	1366	1389	1416	1440	1837	1868	1874	1906	5692	7324	7448	9752	9918	10142	10314	16064	16336			
80.0	None	389	400	410	417	532	541	524	532	800	1003	1020	1250	1260	1390	1414	1537	1563		
	Shaft Fan	717	729	758	771	965	981	963	980	2336	3026	3077	4540	4617	4932	5016	5510	5603		
	Electric Fan	1019	1037	1076	1094	1340	1363	1349	1372	2085	2678	2723	3221	3275	3867	3932	4315	4388		
DuraPlate	1290	1312	1367	1390	1794	1825	1818	1849	5519	6979	7097	9447	9607	9814	9980	15561	15825			
90.0	None	387	393	379	386	520	528	521	530	827	989	1006	1228	1250	1352	1375	1527	1552		
	Shaft Fan	708	720	703	715	945	961	949	966	2354	2948	3000	4409	4484	4733	4813	5346	5437		
	Electric Fan	1002	1019	1000	1017	1314	1336	1322	1345	2106	2612	2656	3143	3196	3717	3780	4201	4272		
DuraPlate	1264	1285	1272	1294	1761	1791	1775	1805	5448	6757	6871	9095	9249	9389	9548	14969	15223			
100	None	368	374	385	392	500	505	509	517	781	945	961	1159	1179	1277	1299	1451	1475		
	Shaft Fan	678	690	707	719	908	924	929	945	2250	2832	2880	4200	4271	4497	4573	5098	5185		
	Electric Fan	963	980	1000	1015	1268	1290	1296	1318	2000	2507	2550	3000	3037	3527	3587	4004	4072		
DuraPlate	1219	1250	1264	1285	1706	1750	1750	1771	5179	6519	6630	8708	8855	8942	9094	14297	14539			
112	None	346	352	367	373	509	518	486	500	752	886	901	1105	1123	1222	1250	1382	1414		
	Shaft Fan	630	640	678	689	930	946	900	909	2156	2678	2723	4042	4110	4334	4408	4916	4999		
	Electric Fan	890	905	961	977	1304	1327	1251	1273	1928	2368	2408	2866	2914	3395	3453	3856	3921		
DuraPlate	901	916	1220	1250	1399	1423	1688	1716	5016	6208	6313	8429	8571	8649	8796	13844	14079			
125	None	344	350	337	343	500	503	500	506	738	900	908	1041	1059	1250	1259	1489	1500		
	Shaft Fan	622	633	617	628	905	921	913	928	2077	2593	2637	3718	3781	4148	4218	4853	4935		
	Electric Fan	875	900	873	888	1271	1292	1284	1305	1860	2302	2341	2647	2692	3273	3328	3839	3904		
DuraPlate	886	901	886	901	1363	1386	1378	1401	4054	4964	5048	6593	6705	7058	7178	11081	11269			
140	None	328	333	343	350	471	479	483	491	700	853	868	984	1001	1170	1190	1392	1416		
	Shaft Fan	600	606	621	631	867	882	888	903	1970	2500	2534	3545	3606	3944	4011	4627	4706		
	Electric Fan	842	857	872	887	1221	1250	1250	1271	1763	2210	2250	2518	2560	3108	3161	3658	3720		
DuraPlate	853	867	885	900	1311	1333	1342	1365	3853	4788	4869	6314	6421	6726	6840	10583	10762			
160	None			327	332				460	468	670	800	813	939	955	1120	1139	1334	1356	
	Shaft Fan			600	606				851	865	1903	2357	2397	3414	3500	3803	3868	4461	4536	
	Electric Fan			840	854				1202	1222	1702	2088	2123	2418	2459	3000	3044	3530	3581	
DuraPlate			852	867				1291	1313	3731	4556	4633	6108	6211	6504	6615	10241	10414		

★ Basic thermal ratings listed are based on an ambient temperature of 68°F(20°C) at sea level. Application-adjusted thermal ratings must be calculated using the application-adjusted thermal factors on page 8 before comparing to the required load. For cooling beyond the range of values listed, contact the Factory.

† Actual sump temperatures will vary based upon exact ambient conditions and load profile.

\* Contact Factory.

Basic Thermal Ratings\* — Hp/Triple Reduction Maximum 200°F Sump Temperature†

HSS rpm	Nom. Ratio	Auxiliary Cooling	DRIVE SIZE														
			107	117	127	133	137	143	147	153	157	163	167	173	177	187	
1170	28.0	None												350	356		
		Shaft Fan													632	643	
		Electric Fan													834	848	
		DuraPlate													689	701	
	31.5	None	71	96	109	116	118	140	142	180	183	218	222	329	335	346	
		Shaft Fan	83	113	130	166	169	232	236	319	325	312	317	600	606	627	
		Electric Fan	126	192	218	287	292	306	312	431	439	493	501	788	802	828	
		DuraPlate	N/A	N/A	205	219	223	262	266	338	343	425	432	651	662	684	
	35.5	None	68	91	110	116	118	138	140	175	178	215	218	334	340	334	
		Shaft Fan	80	107	130	166	169	228	232	310	316	307	312	603	613	606	
		Electric Fan	121	182	218	285	290	302	307	419	426	485	493	800	808	801	
		DuraPlate	N/A	N/A	205	218	222	258	262	328	334	418	426	657	668	661	
	40.0	None	69	92	106	113	115	131	133	170	173	223	226	315	321	336	
		Shaft Fan	81	109	126	161	164	216	220	302	307	317	322	568	578	606	
		Electric Fan	123	183	211	277	282	286	291	407	414	500	507	749	761	800	
		DuraPlate	N/A	N/A	200	212	216	244	250	319	324	431	438	523	532	661	
	45.0	None	63	84	98	103	105	120	123	167	169	200	201	296	301	311	
		Shaft Fan	74	100	116	147	150	201	204	296	301	282	287	535	544	562	
		Electric Fan	113	170	195	255	259	266	271	400	407	450	454	706	718	743	
		DuraPlate	N/A	N/A	156	165	168	193	196	267	272	326	331	492	501	518	
50.0	None	61	80	98	103	105	119	121	162	165	195	200	301	306	300		
	Shaft Fan	72	95	116	147	150	198	201	287	292	278	283	541	550	543		
	Electric Fan	108	161	195	253	258	262	266	388	395	440	450	713	725	718		
	DuraPlate	N/A	N/A	156	165	168	190	193	259	264	321	326	500	507	500		
56.0	None	62	81	95	100	102	112	114	156	159	202	205	279	284	302		
	Shaft Fan	73	96	113	143	145	187	190	276	281	288	292	500	507	544		
	Electric Fan	110	162	189	246	250	250	252	373	380	453	460	656	668	717		
	DuraPlate	N/A	N/A	151	160	163	180	183	250	254	331	337	N/A	N/A	501		
63.0	None	53	71	85	88	90	103	105	145	148	174	177	262	266	276		
	Shaft Fan	62	84	101	126	129	172	175	257	261	250	252	469	477	494		
	Electric Fan	94	144	170	219	223	228	232	350	353	390	400	619	629	651		
	DuraPlate	N/A	N/A	N/A	N/A	N/A	N/A	N/A	N/A	N/A	N/A	N/A	N/A	N/A	N/A		
71.0	None	51	68	85	88	90	101	103	141	144	171	174	266	271	266		
	Shaft Fan	60	80	101	126	128	169	172	250	254	244	250	475	483	477		
	Electric Fan	91	137	169	218	222	225	228	337	343	384	390	625	636	629		
	DuraPlate	N/A	N/A	N/A	N/A	N/A	N/A	N/A	N/A	N/A	N/A	N/A	N/A	N/A	N/A		
80.0	None	52	69	82	86	87	96	98	136	139	178	181	258	262	267		
	Shaft Fan	61	81	98	123	125	160	163	241	245	252	257	459	467	477		
	Electric Fan	92	137	164	212	216	213	216	325	330	395	402	604	614	629		
	DuraPlate	N/A	N/A	N/A	N/A	N/A	N/A	N/A	N/A	N/A	N/A	N/A	N/A	N/A	N/A		
90.0	None	49	67	82	81	82	97	100	135	137	172	175	241	245	254		
	Shaft Fan	58	80	97	116	118	162	165	238	242	244	250	431	438	454		
	Electric Fan	88	136	163	201	204	215	219	321	327	382	389	567	577	600		
	DuraPlate	N/A	N/A	N/A	N/A	N/A	N/A	N/A	N/A	N/A	N/A	N/A	N/A	N/A	N/A		
100	None	47	64	80	81	82	96	98	131	133	169	172	245	250	245		
	Shaft Fan	56	76	96	116	118	160	162	231	235	239	243	437	444	437		
	Electric Fan	85	129	160	200	204	212	215	312	317	375	382	574	583	576		
	DuraPlate	N/A	N/A	N/A	N/A	N/A	N/A	N/A	N/A	N/A	N/A	N/A	N/A	N/A	N/A		
112	None	48	65	78	79	80	91	92	126	128	176	179	238	242	246		
	Shaft Fan	57	77	92	113	115	151	153	222	226	250	253	423	430	438		
	Electric Fan	86	130	154	194	198	200	203	300	305	388	394	556	565	576		
	DuraPlate	N/A	N/A	N/A	N/A	N/A	N/A	N/A	N/A	N/A	N/A	N/A	N/A	N/A	N/A		
125	None	43	58	73	72	73	92	94	125	126	159	162	222	225	234		
	Shaft Fan	51	68	86	103	105	153	156	217	221	225	228	395	402	417		
	Electric Fan	78	117	145	179	182	203	206	292	300	352	358	521	530	549		
	DuraPlate	N/A	N/A	N/A	N/A	N/A	N/A	N/A	N/A	N/A	N/A	N/A	N/A	N/A	N/A		
140	None	42	55	71	72	73	91	92	120	122	156	158	228	232	225		
	Shaft Fan	49	65	85	103	105	151	153	211	214	220	224	405	412	401		
	Electric Fan	75	112	142	179	182	200	203	283	288	345	351	533	542	529		
	DuraPlate	N/A	N/A	N/A	N/A	N/A	N/A	N/A	N/A	N/A	N/A	N/A	N/A	N/A	N/A		
160	None	42	56	69	70	71	86	87	116	118	163	165			228		
	Shaft Fan	50	66	82	100	102	142	144	204	207	229	233			406		
	Electric Fan	76	112	137	173	176	188	191	274	279	357	364			535		
	DuraPlate	N/A	N/A	N/A	N/A	N/A	N/A	N/A	N/A	N/A	N/A	N/A			N/A		

\* Basic thermal ratings listed are based on an ambient temperature of 68°F(20°C) at sea level. Application-adjusted thermal ratings must be calculated using the application-adjusted thermal factors on page 8 before comparing to the required load. For cooling beyond the range of values listed, contact the Factory.

† Actual sump temperatures will vary based upon exact ambient conditions and load profile.

\* Contact Factory.

Basic Thermal Ratings\* — Hp/Triple Reduction Maximum 200°F Sump Temperature†

Table with columns: HSS rpm, Nom. Ratio, Auxiliary Cooling, and DRIVE SIZE (193 to 277). Rows include ratios from 28.0 to 160 and cooling types: None, Shaft Fan, Electric Fan, DuraPlate.

\* Basic thermal ratings listed are based on an ambient temperature of 68°F(20°C) at sea level. Application-adjusted thermal ratings must be calculated using the application-adjusted thermal factors on page 8 before comparing to the required load. For cooling beyond the range of values listed, contact the Factory.
† Actual sump temperatures will vary based upon exact ambient conditions and load profile.
\* Contact Factory.

Basic Thermal Ratings\* — Hp/Triple Reduction Maximum 200°F Sump Temperature†

HSS rpm	Nom. Ratio	Auxiliary Cooling	DRIVE SIZE														
			107	117	127	133	137	143	147	153	157	163	167	173	177	187	
970	28.0	None												340	346		
		Shaft Fan													542	551	
		Electric Fan													800	812	
		DuraPlate													604	614	
	31.5	None	66	90	102	109	111	131	133	168	171	209	213	320	325	336	
		Shaft Fan	73	100	115	140	143	194	198	266	271	269	274	511	519	537	
		Electric Fan	118	180	205	269	274	288	292	404	410	468	476	754	767	800	
		DuraPlate	N/A	N/A	177	188	191	227	231	290	295	369	376	569	579	600	
	35.5	None	64	85	103	109	111	129	131	164	166	206	209	325	330	324	
		Shaft Fan	71	95	115	140	142	191	194	259	263	265	269	517	525	519	
		Electric Fan	114	171	204	268	272	283	288	392	400	461	469	760	773	766	
		DuraPlate	N/A	N/A	177	187	191	223	227	282	286	364	370	576	585	578	
	40.0	None	65	86	100	106	108	122	125	159	162	213	217	305	310	326	
		Shaft Fan	72	96	111	136	138	181	184	251	256	274	279	486	494	519	
		Electric Fan	115	172	200	260	264	268	273	381	387	474	482	715	727	765	
		DuraPlate	N/A	N/A	171	182	185	212	215	274	278	375	381	467	475	579	
	45.0	None	59	79	91	97	98	113	115	156	158	189	192	286	291	301	
		Shaft Fan	65	88	102	125	127	168	170	246	250	243	250	456	464	480	
		Electric Fan	106	159	183	239	243	250	254	374	381	423	431	674	686	709	
		DuraPlate	N/A	N/A	137	145	147	170	173	233	237	288	293	439	450	462	
50.0	None	57	75	92	96	98	111	113	151	154	186	189	291	296	290		
	Shaft Fan	63	83	103	125	126	165	168	239	243	239	243	462	470	463		
	Electric Fan	102	151	183	238	242	245	250	363	369	417	424	680	692	685		
	DuraPlate	N/A	N/A	137	144	147	167	170	227	230	283	288	445	452	450		
56.0	None	58	76	89	94	95	105	107	146	150	193	196	262	267	292		
	Shaft Fan	64	84	100	121	123	156	159	230	234	250	252	418	425	465		
	Electric Fan	103	152	177	231	235	232	236	350	355	429	436	617	628	684		
	DuraPlate	N/A	N/A	133	140	142	159	161	218	222	293	300	N/A	N/A	450		
63.0	None	49	66	79	82	84	96	98	136	139	163	166	246	250	259		
	Shaft Fan	55	74	89	106	108	144	146	215	218	210	214	393	400	413		
	Electric Fan	89	135	159	206	209	214	217	325	331	366	372	581	591	612		
	DuraPlate	N/A	N/A	N/A	N/A	N/A	N/A	N/A	N/A	N/A	N/A	N/A	N/A	N/A	N/A		
71.0	None	47	63	79	82	84	95	97	132	135	160	163	250	254	250		
	Shaft Fan	52	70	89	106	108	141	144	209	212	206	210	400	405	400		
	Electric Fan	85	128	159	205	208	210	214	316	321	360	366	587	600	590		
	DuraPlate	N/A	N/A	N/A	N/A	N/A	N/A	N/A	N/A	N/A	N/A	N/A	N/A	N/A	N/A		
80.0	None	48	64	77	80	81	90	92	128	130	167	170	242	246	251		
	Shaft Fan	53	71	86	103	105	134	136	201	205	214	218	385	392	400		
	Electric Fan	86	129	154	200	202	200	203	304	309	371	377	568	577	590		
	DuraPlate	N/A	N/A	N/A	N/A	N/A	N/A	N/A	N/A	N/A	N/A	N/A	N/A	N/A	N/A		
90.0	None	46	63	77	76	77	91	93	126	128	162	164	226	230	238		
	Shaft Fan	51	70	86	98	100	136	138	200	202	207	211	361	367	380		
	Electric Fan	83	127	153	188	191	202	205	301	306	359	365	533	542	561		
	DuraPlate	N/A	N/A	N/A	N/A	N/A	N/A	N/A	N/A	N/A	N/A	N/A	N/A	N/A	N/A		
100	None	44	60	75	76	77	90	91	123	125	158	161	230	234	229		
	Shaft Fan	49	67	84	98	100	134	136	193	196	203	207	366	372	366		
	Electric Fan	79	121	150	188	191	200	202	292	300	352	358	539	548	541		
	DuraPlate	N/A	N/A	N/A	N/A	N/A	N/A	N/A	N/A	N/A	N/A	N/A	N/A	N/A	N/A		
112	None	45	61	73	74	75	85	86	118	120	165	168	224	228	231		
	Shaft Fan	50	68	81	95	97	126	128	186	189	212	215	355	361	367		
	Electric Fan	81	122	145	182	185	187	190	281	286	364	370	523	532	542		
	DuraPlate	N/A	N/A	N/A	N/A	N/A	N/A	N/A	N/A	N/A	N/A	N/A	N/A	N/A	N/A		
125	None	41	54	68	67	68	86	88	115	117	150	151	208	212	220		
	Shaft Fan	45	60	76	86	88	128	130	181	184	191	194	331	337	350		
	Electric Fan	73	109	135	167	170	190	193	273	277	330	336	489	500	516		
	DuraPlate	N/A	N/A	N/A	N/A	N/A	N/A	N/A	N/A	N/A	N/A	N/A	N/A	N/A	N/A		
140	None	39	51	67	67	68	85	86	112	114	146	148	214	218	211		
	Shaft Fan	43	57	75	87	88	125	128	175	178	187	190	340	345	336		
	Electric Fan	70	104	133	167	170	186	189	264	269	324	329	501	509	500		
	DuraPlate	N/A	N/A	N/A	N/A	N/A	N/A	N/A	N/A	N/A	N/A	N/A	N/A	N/A	N/A		
160	None	40	52	64	65	66	80	81	108	110	152	155			214		
	Shaft Fan	44	58	72	84	86	118	120	170	172	195	200			340		
	Electric Fan	71	105	128	162	165	175	178	256	260	335	341			502		
	DuraPlate	N/A	N/A	N/A	N/A	N/A	N/A	N/A	N/A	N/A	N/A	N/A			N/A		

\* Basic thermal ratings listed are based on an ambient temperature of 68°F(20°C) at sea level. Application-adjusted thermal ratings must be calculated using the application-adjusted thermal factors on page 8 before comparing to the required load. For cooling beyond the range of values listed, contact the Factory.

† Actual sump temperatures will vary based upon exact ambient conditions and load profile.

\* Contact Factory.

Basic Thermal Ratings\* — Hp/Triple Reduction Maximum 200°F Sump Temperature†

HSS rpm	Nom. Ratio	Auxiliary Cooling	DRIVE SIZE																	
			193	197	203	207	213	217	223	227	237	243	247	253	257	263	267	273	277	
970	28.0	None	485	494			668	679												
		Shaft Fan	718	730			976	1000												
		Electric Fan DuraPlate	1269 1552	1291 1579			1667 2151	1695 2187												
	31.5	None	483	491	474	482	635	646	656	667	1015	1319	1342	1553	1580	1856	1888	2038	2072	
		Shaft Fan	712	724	703	715	931	947	961	978	2259	2952	3002	4236	4308	5216	5305	5870	5970	
		Electric Fan DuraPlate	1250 1525	1271 1550	1250 1532	1268 1558	1596 2065	1623 2100	1648 2131	1676 2167	2618 6049	3417 7573	3500 7701	4000 9950	4056 10119	4985 11072	5069 11260	5615 18164	5711 18472	
	35.5	None	461	469	481	489	609	619	622	633	962	1263	1284	1471	1500	1758	1788	1967	2000	
		Shaft Fan	681	700	710	722	900	911	915	930	2145	2834	2882	4032	4100	4955	5039	5602	5697	
		Electric Fan DuraPlate	1203 1470	1223 1500	1250 1525	1267 1551	1545 2003	1571 2037	1576 2043	1603 2078	2500 5754	3283 7303	3339 7426	3796 9520	3860 9682	4735 10541	4815 10719	5359 17338	5449 17632	
	40.0	None	424	431	460	467	592	602	600	607	928	1186	1206	1405	1429	1685	1714	1869	1900	
		Shaft Fan	629	639	680	692	868	883	881	900	2073	2676	2722	3876	3942	4773	4854	5400	5492	
		Electric Fan DuraPlate	1116 1368	1135 1391	1200 1471	1220 1500	1500 1932	1517 1965	1525 2000	1551 2016	2405 5575	3104 6948	3156 7066	3647 9208	3709 9364	4560 10190	4637 10363	5165 16779	5252 17063	
	45.0	None	422	429	414	421	561	570	581	591	883	1149	1168	1367	1390	1620	1648	1798	1828	
		Shaft Fan	623	633	616	626	825	839	854	869	1976	2578	2622	3735	3798	4549	4626	5118	5204	
		Electric Fan DuraPlate	1098 1342	1117 1365	1096 1349	1114 1372	1425 1850	1449 1881	1474 1913	1500 1946	2295 5356	3000 6683	3039 6797	3515 8847	3575 8997	4346 9713	4420 9878	4895 15923	4978 16193	
	50.0	None	402	409	420	428	537	546	549	559	836	1098	1116	1292	1314	1530	1556	1721	1750	
		Shaft Fan	600	606	621	632	800	806	810	824	1875	2500	2514	3551	3611	4315	4388	4875	4957	
		Electric Fan DuraPlate	1056 1294	1074 1316	1095 1342	1113 1365	1376 1792	1399 1822	1406 1829	1429 1860	2177 5090	2868 6440	2917 6549	3341 8457	3397 8601	4122 9239	4192 9395	4663 15182	4742 15439	
	56.0	None	372	379	401	408	510	518	526	535	806	1029	1047	1232	1253	1465	1500	1628	1667	
Shaft Fan		551	561	600	605	744	757	779	800	1811	2332	2371	3410	3500	4154	4224	4694	4773		
Electric Fan DuraPlate		979 949	1000 965	1054 1295	1072 1316	1274 1306	1296 1328	1358 1772	1381 1802	2104 4928	2708 6121	2754 6225	3207 8174	3261 8313	4000 8926	4034 9077	4527 14682	4565 14931		
63.0	None	370	377	363	369	483	491	500	509	760	1000	1012	1227	1250	1416	1440	1582	1609		
	Shaft Fan	547	556	540	549	708	720	733	745	1690	2225	2263	3281	3337	3912	4000	4342	4440		
	Electric Fan DuraPlate	964 935	980 951	961 934	977 949	1218 1250	1259 1270	1280 1291	1961 1313	2580 3735	2623 4726	3091 4806	3144 6399	3739 6508	3802 7060	4179 7180	4250 10898	4250 11083		
71.0	None	353	359	369	375	462	470	473	481	720	951	968	1159	1179	1338	1360	1505	1530		
	Shaft Fan	522	531	545	554	680	691	700	707	1604	2134	2171	3121	3173	3713	3776	4162	4233		
	Electric Fan DuraPlate	926 900	942 913	961 934	977 950	1176 1206	1196 1227	1201 1232	1222 1253	1862 3552	2500 4551	2518 4628	2938 6115	3000 6219	3547 6716	3608 6830	3984 10404	4051 10581		
80.0	None	333	339	352	358	460	468	453	461	700	900	907	1105	1124	1280	1302	1443	1467		
	Shaft Fan	493	502	521	530	673	684	668	679	1550	2013	2047	3000	3048	3574	3635	4009	4077		
	Electric Fan DuraPlate	875 848	890 863	924 900	939 913	1155 1184	1175 1204	1161 1191	1180 1211	1800 3440	2339 4321	2378 4394	2820 5904	2868 6004	3414 6486	3500 6596	3806 10062	3902 10233		
90.0	None	332	337	325	330	450	457	450	458	718	873	888	1086	1105	1235	1256	1414	1438		
	Shaft Fan	489	500	482	491	658	669	661	672	1572	1961	2000	2914	2963	3428	3500	3871	3952		
	Electric Fan DuraPlate	860 835	875 849	858 834	873 848	1132 1160	1151 1180	1139 1168	1158 1188	1819 3424	2276 4188	2314 4259	2744 5700	2791 5796	3275 6208	3330 6314	3721 9693	3784 9858		
100	None	315	321	330	336	429	436	439	450	677	834	848	1024	1042	1166	1186	1343	1365		
	Shaft Fan	466	474	487	500	630	641	645	656	1500	1880	1912	2767	2814	3251	3306	3702	3764		
	Electric Fan DuraPlate	827 801	841 815	857 834	872 848	1092 1119	1110 1138	1116 1144	1135 1164	1723 3250	2183 4032	2220 4100	2605 5440	2649 5532	3105 5902	3158 6003	3543 9248	3603 9405		
112	None	293	300	314	320	434	441	420	427	651	781	800	975	1000	1115	1134	1286	1307		
	Shaft Fan	432	439	466	474	640	651	619	629	1435	1771	1801	2655	2700	3128	3181	3563	3623		
	Electric Fan DuraPlate	761 609	774 620	824 801	838 815	1120 939	1139 955	1076 1104	1095 1123	1663 3143	2060 3824	2095 3889	2500 5248	2540 5337	3000 5697	3037 5794	3457 8940	3500 9091		
125	None	292	300	286	290	421	429	423	431	630	766	779	900	912	1077	1095	1281	1302		
	Shaft Fan	428	435	422	429	622	633	626	637	1378	1708	1750	2425	2466	2961	3011	3470	3529		
	Electric Fan DuraPlate	749 601	762 612	746 600	759 608	1091 914	1109 929	1101 922	1120 937	1595 2551	2000 3084	2014 3137	2282 4114	2321 4183	2829 4689	2877 4768	3323 7201	3380 7323		
140	None	277	282	291	296	401	408	411	418	600	731	744	847	862	1017	1034	1215	1236		
	Shaft Fan	409	416	427	434	600	604	609	619	1304	1637	1665	2306	2345	2810	2858	3305	3361		
	Electric Fan DuraPlate	720 576	732 586	747 600	759 610	1047 875	1064 890	1072 900	1090 912	1511 2420	1900 3000	1933 3018	2169 3927	2206 4000	2685 4459	2730 4535	3164 6869	3218 6986		
160	None			277	281				391	400	571	685	700	807	821	973	1000	1151	1183	
	Shaft Fan			408	415				582	592	1258	1543	1569	2213	2251	2705	2751	3180	3234	
	Electric Fan DuraPlate			718 576	730 586				1030 860	1047 874	1458 2339	1793 2812	1824 2859	2081 3786	2116 3850	2583 4303	2627 4376	3044 6634	3096 6747	

\* Basic thermal ratings listed are based on an ambient temperature of 68°F(20°C) at sea level. Application-adjusted thermal ratings must be calculated using the application-adjusted thermal factors on page 8 before comparing to the required load. For cooling beyond the range of values listed, contact the Factory.

† Actual sump temperatures will vary based upon exact ambient conditions and load profile.

\* Contact Factory.

Basic Thermal Ratings\* — Hp/Triple Reduction Maximum 200°F Sump Temperature†

HSS rpm	Nom. Ratio	Auxiliary Cooling	DRIVE SIZE													
			107	117	127	133	137	143	147	153	157	163	167	173	177	187
870	28.0	None												332	337	
		Shaft Fan												500	503	
		Electric Fan												775	788	
		DuraPlate												560	569	
	31.5	None	64	86	99	105	106	126	129	162	165	203	206	311	317	328
		Shaft Fan	71	96	110	127	130	176	179	241	245	250	252	466	474	490
		Electric Fan	114	174	197	259	264	277	282	389	396	453	461	732	744	769
		DuraPlate	N/A	N/A	163	173	176	209	212	267	272	341	350	527	536	554
	35.5	None	61	82	99	105	106	125	127	158	161	200	203	316	322	316
		Shaft Fan	68	91	110	127	129	173	176	234	238	243	250	472	480	473
		Electric Fan	110	165	197	258	262	273	278	378	384	450	453	738	750	743
		DuraPlate	N/A	N/A	163	172	175	205	209	260	264	336	341	533	542	535
	40.0	None	62	83	96	102	103	118	120	154	156	207	210	300	302	318
		Shaft Fan	69	92	107	125	126	164	167	227	231	252	256	443	450	474
		Electric Fan	111	166	191	250	255	259	263	367	373	459	467	700	706	742
		DuraPlate	N/A	N/A	158	168	170	195	200	252	257	350	352	N/A	N/A	536
	45.0	None	57	76	88	93	94	109	110	150	153	183	186	278	283	293
		Shaft Fan	63	85	98	113	115	152	154	223	226	223	227	416	423	438
		Electric Fan	102	154	176	230	234	240	244	361	367	409	416	653	664	688
		DuraPlate	N/A	N/A	127	134	136	158	160	217	221	N/A	N/A	N/A	N/A	N/A
50.0	None	55	72	88	93	94	107	109	146	148	180	183	283	288	282	
	Shaft Fan	61	80	99	113	115	150	152	216	220	219	223	422	429	422	
	Electric Fan	98	146	176	229	233	236	240	350	356	402	409	660	671	664	
	DuraPlate	N/A	N/A	127	134	136	155	158	211	214	N/A	N/A	N/A	N/A	N/A	
56.0	None	56	73	86	90	92	101	103	141	143	187	190	254	258	284	
	Shaft Fan	62	81	96	110	111	141	144	209	212	227	231	380	386	423	
	Electric Fan	100	146	170	222	226	224	228	337	342	415	422	600	607	663	
	DuraPlate	N/A	N/A	123	130	132	147	150	203	207	N/A	N/A	N/A	N/A	N/A	
63.0	None	47	64	76	79	80	93	94	131	133	158	160	238	242	251	
	Shaft Fan	52	71	85	96	98	130	132	194	197	192	195	356	363	375	
	Electric Fan	85	130	153	200	201	206	209	313	318	353	359	562	571	591	
	DuraPlate	N/A	N/A	N/A	N/A	N/A	N/A	N/A	N/A	N/A	N/A	N/A	N/A	N/A	N/A	
71.0	None	46	61	76	79	80	91	93	127	129	155	157	242	246	241	
	Shaft Fan	50	67	85	96	98	128	130	188	191	189	192	362	368	362	
	Electric Fan	82	123	153	197	200	202	206	304	309	350	353	568	578	571	
	DuraPlate	N/A	N/A	N/A	N/A	N/A	N/A	N/A	N/A	N/A	N/A	N/A	N/A	N/A	N/A	
80.0	None	46	62	74	77	78	86	88	123	125	161	164	235	239	243	
	Shaft Fan	51	68	83	94	95	121	123	182	185	196	200	350	356	363	
	Electric Fan	83	125	148	191	194	192	195	293	300	358	364	549	558	571	
	DuraPlate	N/A	N/A	N/A	N/A	N/A	N/A	N/A	N/A	N/A	N/A	N/A	N/A	N/A	N/A	
90.0	None	44	61	73	73	74	88	89	121	123	156	159	219	223	231	
	Shaft Fan	49	67	82	89	90	123	125	179	183	190	193	327	333	345	
	Electric Fan	80	122	147	181	184	194	197	290	295	350	352	515	524	543	
	DuraPlate	N/A	N/A	N/A	N/A	N/A	N/A	N/A	N/A	N/A	N/A	N/A	N/A	N/A	N/A	
100	None	42	58	72	73	74	86	88	118	120	153	156	223	227	222	
	Shaft Fan	47	64	81	89	90	121	123	174	177	186	189	333	338	332	
	Electric Fan	76	117	144	181	184	191	194	281	286	340	346	521	530	523	
	DuraPlate	N/A	N/A	N/A	N/A	N/A	N/A	N/A	N/A	N/A	N/A	N/A	N/A	N/A	N/A	
112	None	43	58	70	71	72	81	83	114	116	160	162	215	219	223	
	Shaft Fan	48	65	78	86	88	114	116	168	171	194	197	321	326	333	
	Electric Fan	78	117	139	175	178	180	183	271	275	352	358	504	512	523	
	DuraPlate	N/A	N/A	N/A	N/A	N/A	N/A	N/A	N/A	N/A	N/A	N/A	N/A	N/A	N/A	
125	None	39	52	65	64	65	83	84	111	112	143	145	200	204	212	
	Shaft Fan	43	57	73	78	80	115	117	163	166	174	177	300	304	316	
	Electric Fan	70	105	130	161	163	182	185	262	266	318	323	471	479	500	
	DuraPlate	N/A	N/A	N/A	N/A	N/A	N/A	N/A	N/A	N/A	N/A	N/A	N/A	N/A	N/A	
140	None	37	49	64	64	66	81	82	107	109	140	142	206	209	203	
	Shaft Fan	41	55	72	78	80	113	115	158	160	170	173	307	312	304	
	Electric Fan	67	100	128	161	163	179	182	253	258	311	317	482	490	478	
	DuraPlate	N/A	N/A	N/A	N/A	N/A	N/A	N/A	N/A	N/A	N/A	N/A	N/A	N/A	N/A	
160	None	38	50	62	63	64	76	78	104	106	147	150			206	
	Shaft Fan	42	55	69	76	77	106	108	153	155	178	181			307	
	Electric Fan	68	101	123	156	158	168	171	245	250	323	328			483	
	DuraPlate	N/A	N/A	N/A	N/A	N/A	N/A	N/A	N/A	N/A	N/A	N/A			N/A	

\* Basic thermal ratings listed are based on an ambient temperature of 68°F(20°C) at sea level. Application-adjusted thermal ratings must be calculated using the application-adjusted thermal factors on page 8 before comparing to the required load. For cooling beyond the range of values listed, contact the Factory.

† Actual sump temperatures will vary based upon exact ambient conditions and load profile.

\* Contact Factory.

Basic Thermal Ratings\* — Hp/Triple Reduction Maximum 200°F Sump Temperature†

HSS rpm	Nom. Ratio	Auxiliary Cooling	DRIVE SIZE																
			193	197	203	207	213	217	223	227	237	243	247	253	257	263	267	273	277
870	28.0	None	467	475			645	656											
		Shaft Fan	655	666			900	910											
		Electric Fan	1220	1250			1605	1632											
		DuraPlate	1390	1414			1930	1962											
	31.5	None	465	473	456	463	613	623	633	644	984	1287	1309	1522	1548	1831	1862	2037	2071
		Shaft Fan	649	660	641	652	853	867	881	900	2043	2678	2724	3830	3895	4735	4815	5348	5439
		Electric Fan	1202	1222	1199	1219	1537	1563	1587	1614	2526	3309	3365	3870	3935	4843	4925	5482	5575
		DuraPlate	1367	1390	1371	1394	1851	1882	1911	1943	5356	6706	6819	8822	8971	9869	10036	16148	16422
	35.5	None	443	451	463	471	587	600	601	611	932	1231	1252	1440	1464	1750	1762	1961	1974
		Shaft Fan	621	632	648	659	820	834	838	852	1939	2570	2613	3643	3705	4494	4571	5100	5186
		Electric Fan	1156	1176	1198	1218	1500	1512	1518	1543	2399	3178	3232	3681	3743	4597	4675	5227	5316
		DuraPlate	1317	1339	1367	1390	1794	1825	1830	1861	5093	6463	6572	8434	8577	9390	9549	15409	15670
	40.0	None	407	414	442	450	570	580	576	586	900	1155	1175	1375	1398	1660	1688	1864	1895
		Shaft Fan	573	582	620	631	800	807	806	820	1874	2424	2465	3500	3559	4327	4400	4913	4996
		Electric Fan	1073	1091	1153	1173	1435	1459	1468	1500	2319	3003	3054	3536	3596	4426	4501	5036	5122
		DuraPlate	1223	1250	1318	1340	1730	1759	1775	1805	4933	6143	6247	8151	8290	9073	9226	14905	15158
	45.0	None	405	412	400	404	540	549	559	569	853	1114	1133	1330	1353	1586	1613	1774	1804
		Shaft Fan	568	577	560	570	754	767	781	800	1782	2330	2370	3365	3422	4115	4185	4639	4717
Electric Fan		1055	1073	1053	1071	1370	1393	1418	1442	2209	2886	2935	3400	3458	4210	4281	4755	4836	
DuraPlate		1202	1222	1205	1226	1655	1683	1712	1750	4732	5903	6003	7825	7957	8639	8786	14124	14364	
50.0	None	386	393	404	411	517	525	529	538	807	1065	1083	1257	1278	1500	1523	1688	1715	
	Shaft Fan	543	552	566	576	723	736	740	753	1690	2250	2272	3197	3251	3902	4000	4381	4491	
	Electric Fan	1015	1032	1052	1070	1323	1345	1352	1375	2096	2769	2816	3230	3285	4000	4059	4537	4604	
	DuraPlate	1157	1177	1202	1222	1601	1628	1635	1663	4495	5684	5781	7474	7601	8213	8352	13464	13692	
56.0	None	357	363	385	392	489	500	506	515	778	1000	1014	1198	1219	1433	1458	1616	1643	
	Shaft Fan	501	510	542	551	679	691	711	723	1632	2105	2140	3068	3120	3753	3817	4250	4322	
	Electric Fan	940	956	1012	1030	1224	1250	1306	1328	2025	2614	2658	3100	3152	3840	3905	4358	4431	
	DuraPlate	854	869	1158	1177	1177	1197	1583	1609	4351	5398	5489	7218	7340	7931	8065	13015	13235	
63.0	None	355	361	350	354	463	471	480	488	730	959	975	1182	1202	1369	1392	1532	1558	
	Shaft Fan	500	506	490	500	645	656	668	679	1520	2003	2037	2947	3000	3522	3582	3933	4000	
	Electric Fan	925	941	922	938	1170	1189	1209	1230	1884	2500	2525	3000	3028	3603	3664	4030	4098	
	DuraPlate	842	856	839	854	1124	1143	1163	1182	3299	4171	4242	5662	5758	6273	6379	9650	9814	
71.0	None	338	344	354	360	443	451	454	461	691	916	931	1116	1135	1293	1315	1457	1482	
	Shaft Fan	475	483	500	504	619	630	633	644	1442	1921	1953	2800	2848	3341	3398	3747	3811	
	Electric Fan	889	904	922	938	1129	1149	1154	1173	1788	2383	2424	2829	2877	3418	3500	3814	3906	
	DuraPlate	808	822	841	855	1085	1104	1109	1127	3136	4014	4082	5406	5497	5964	6065	9211	9367	
80.0	None	319	325	337	343	441	450	434	442	666	858	873	1064	1082	1250	1258	1411	1420	
	Shaft Fan	450	456	474	482	614	624	608	618	1393	1810	1841	2687	2733	3214	3269	3608	3669	
	Electric Fan	840	854	887	902	1110	1128	1114	1133	1729	2250	2288	2715	2761	3289	3344	3698	3761	
	DuraPlate	764	777	808	822	1067	1085	1070	1089	3036	3807	3872	5215	5303	5756	5854	8903	9054	
90.0	None	318	323	311	316	431	438	432	439	689	840	854	1045	1063	1193	1213	1367	1390	
	Shaft Fan	445	452	438	450	600	610	602	612	1416	1763	1793	2614	2659	3083	3136	3499	3558	
	Electric Fan	826	840	823	837	1087	1105	1094	1112	1750	2189	2250	2641	2686	3154	3208	3586	3647	
	DuraPlate	752	765	750	763	1045	1063	1051	1069	3030	3692	3755	5039	5124	5511	5605	8582	8727	
100	None	302	307	316	322	411	418	421	428	650	802	816	986	1002	1125	1144	1298	1320	
	Shaft Fan	424	431	443	451	574	584	588	600	1340	1689	1718	2500	2523	2923	3000	3300	3388	
	Electric Fan	800	807	823	837	1048	1066	1071	1090	1655	2100	2135	2507	2549	3000	3041	3453	3500	
	DuraPlate	721	734	751	764	1007	1024	1030	1047	2874	3552	3612	4805	4887	5237	5326	8186	8324	
112	None	281	285	301	306	415	422	402	409	625	751	764	938	954	1076	1094	1243	1264	
	Shaft Fan	392	400	423	430	582	592	564	573	1292	1591	1618	2378	2418	2810	2858	3205	3259	
	Electric Fan	730	743	791	805	1076	1094	1033	1051	1597	2000	2014	2403	2444	2876	2924	3285	3341	
	DuraPlate	553	562	721	733	851	865	1000	1009	2779	3366	3423	4631	4710	5052	5138	7909	8043	
125	None	279	284	273	278	404	410	405	412	603	734	746	860	875	1034	1051	1230	1251	
	Shaft Fan	389	400	383	390	566	576	570	579	1250	1533	1559	2169	2206	2657	2702	3117	3170	
	Electric Fan	719	731	716	728	1047	1065	1058	1075	1531	1902	1934	2192	2250	2719	2765	3194	3248	
	DuraPlate	546	556	542	551	828	842	835	849	2259	2723	2769	3635	3696	4163	4233	6376	6484	
140	None	265	270	278	283	384	390	394	400	569	701	713	812	826	976	1000	1158	1187	
	Shaft Fan	371	378	388	395	540	549	554	563	1172	1469	1500	2061	2096	2521	2563	2967	3017	
	Electric Fan	691	703	716	729	1005	1022	1029	1047	1450	1825	1856	2083	2118	2579	2623	3040	3092	
	DuraPlate	523	532	545	554	800	805	812	826	2142	2618	2663	3500	3525	4000	4024	6146	6183	
160	None			265	269				375	381	547	656	667	774	787	933	949	1117	
	Shaft Fan			371	377				528	537	1130	1383	1407	1977	2011	2424	2466	2853	
	Electric Fan			689	700				988	1005	1399	1721	1751	2000	2032	2500	2523	2973	
	DuraPlate			522	531				777	791	2070	2500	2520	3339	3396	3816	3881	5868	

\* Basic thermal ratings listed are based on an ambient temperature of 68°F(20°C) at sea level. Application-adjusted thermal ratings must be calculated using the application-adjusted thermal factors on page 8 before comparing to the required load. For cooling beyond the range of values listed, contact the Factory.

† Actual sump temperatures will vary based upon exact ambient conditions and load profile.

\* Contact Factory.

Basic Thermal Ratings\* — Hp/Triple Reduction Maximum 180°F Sump Temperature†

HSS rpm	Nom. Ratio	Auxiliary Cooling	DRIVE SIZE													
			107	117	127	133	137	143	147	153	157	163	167	173	177	187
1750	28.0	None												175	178	
		Shaft Fan												611	621	
		Electric Fan												611	621	
	DuraPlate												637	648		
	31.5	None	63	86	98	102	104	115	117	138	141	137	139	165	168	172
		Shaft Fan	98	133	153	203	206	278	283	379	385	305	310	579	589	606
		Electric Fan	119	184	209	274	279	280	285	390	400	393	400	579	589	606
		DuraPlate	N/A	N/A	243	257	262	300	304	376	382	428	435	604	614	632
	35.5	None	61	82	98	102	104	113	115	135	137	135	137	169	172	167
		Shaft Fan	94	127	153	202	205	274	279	369	375	300	306	586	600	588
		Electric Fan	115	175	208	273	277	276	281	380	386	387	394	586	600	588
		DuraPlate	N/A	N/A	243	256	261	295	300	366	372	422	429	610	621	613
	40.0	None	62	83	96	100	101	108	110	131	133	140	143	173	176	169
		Shaft Fan	95	128	150	196	200	260	265	358	364	310	316	568	578	589
		Electric Fan	117	176	202	265	270	262	267	369	375	400	406	569	578	589
		DuraPlate	N/A	N/A	235	250	253	280	285	355	361	434	442	455	463	614
	45.0	None	57	76	88	91	93	101	102	131	133	132	134	163	165	171
		Shaft Fan	88	118	138	181	184	244	250	354	360	286	291	537	546	564
		Electric Fan	107	163	187	244	250	246	250	365	371	366	373	537	546	564
		DuraPlate	N/A	N/A	176	185	188	211	214	280	285	312	317	429	437	451
50.0	None	54	73	88	91	93	100	101	128	130	130	132	166	169	165	
	Shaft Fan	85	113	138	180	183	240	244	344	350	282	286	543	552	546	
	Electric Fan	103	155	187	243	247	242	246	355	361	361	367	543	553	546	
	DuraPlate	N/A	N/A	176	184	187	208	211	273	277	307	312	435	443	436	
56.0	None	55	74	86	89	90	94	96	123	126	135	137	202	206	166	
	Shaft Fan	86	113	133	175	178	228	232	331	337	291	296	561	571	546	
	Electric Fan	105	156	181	236	240	230	234	341	350	372	378	561	571	547	
	DuraPlate	N/A	N/A	170	179	182	197	200	263	267	317	322	N/A	N/A	437	
63.0	None	48	65	77	78	80	91	93	127	129	138	140	190	193	200	
	Shaft Fan	74	100	120	156	158	215	219	323	328	276	280	530	539	557	
	Electric Fan	91	139	163	211	214	217	221	332	338	350	353	530	539	557	
	DuraPlate	N/A	N/A	N/A	N/A	N/A	N/A	N/A	N/A	N/A	250	252	N/A	N/A	N/A	
71.0	None	46	61	77	78	80	90	91	123	125	136	138	193	197	193	
	Shaft Fan	71	95	120	155	158	212	216	314	319	271	276	536	545	539	
	Electric Fan	87	132	163	210	213	214	218	323	328	342	350	536	545	539	
	DuraPlate	N/A	N/A	N/A	N/A	N/A	N/A	N/A	N/A	N/A	244	250	N/A	N/A	N/A	
80.0	None	47	62	75	76	78	85	87	119	121	141	143	192	195	194	
	Shaft Fan	72	96	116	151	153	201	205	302	307	280	285	521	530	539	
	Electric Fan	88	133	158	204	207	203	207	311	316	352	358	522	530	539	
	DuraPlate	N/A	N/A	N/A	N/A	N/A	N/A	N/A	N/A	N/A	252	256	N/A	N/A	N/A	
90.0	None	45	61	74	72	73	87	88	118	120	136	138	179	182	189	
	Shaft Fan	69	95	115	143	145	204	207	300	303	270	275	491	500	517	
	Electric Fan	85	131	157	193	196	206	209	307	312	339	345	491	500	517	
	DuraPlate	N/A	N/A	N/A	N/A	N/A	N/A	N/A	N/A	N/A	N/A	N/A	N/A	N/A	N/A	
100	None	43	58	73	72	73	85	87	114	116	134	136	183	186	182	
	Shaft Fan	67	90	113	142	145	201	204	290	294	265	270	500	505	500	
	Electric Fan	82	125	153	192	195	202	206	300	303	333	339	500	505	500	
	DuraPlate	N/A	N/A	N/A	N/A	N/A	N/A	N/A	N/A	N/A	N/A	N/A	N/A	N/A	N/A	
112	None	44	59	70	70	71	81	82	111	113	139	142	203	206	183	
	Shaft Fan	68	91	110	138	140	190	193	279	284	275	279	514	523	500	
	Electric Fan	83	125	150	186	189	191	195	287	292	344	350	515	523	500	
	DuraPlate	N/A	N/A	N/A	N/A	N/A	N/A	N/A	N/A	N/A	N/A	N/A	N/A	N/A	N/A	
125	None	40	53	67	66	67	84	86	115	117	140	142	189	193	200	
	Shaft Fan	62	82	104	129	132	195	200	280	285	266	270	483	491	509	
	Electric Fan	75	114	141	175	178	196	200	288	293	331	336	483	491	509	
	DuraPlate	N/A	N/A	N/A	N/A	N/A	N/A	N/A	N/A	N/A	N/A	N/A	N/A	N/A	N/A	
140	None	38	51	66	66	67	83	84	111	113	137	139	195	200	192	
	Shaft Fan	59	79	102	129	131	192	195	272	276	261	266	500	503	491	
	Electric Fan	73	109	138	174	177	193	197	279	284	325	330	500	503	491	
	DuraPlate	N/A	N/A	N/A	N/A	N/A	N/A	N/A	N/A	N/A	N/A	N/A	N/A	N/A	N/A	
160	None	39	51	64	64	65	78	80	108	109	143	146			195	
	Shaft Fan	60	79	99	125	127	181	184	263	267	271	275			500	
	Electric Fan	74	109	133	169	172	182	185	270	275	336	341			500	
	DuraPlate	N/A	N/A	N/A	N/A	N/A	N/A	N/A	N/A	N/A	N/A	N/A			N/A	

\* Basic thermal ratings listed are based on an ambient temperature of 68°F(20°C) at sea level. Application-adjusted thermal ratings must be calculated using the application-adjusted thermal factors on page 8 before comparing to the required load. For cooling beyond the range of values listed, contact the Factory.

† Actual sump temperatures will vary based upon exact ambient conditions and load profile.

\* Contact Factory.

Basic Thermal Ratings\* — Hp/Triple Reduction Maximum 180°F Sump Temperature†

Table with columns: HSS rpm, Nom. Ratio, Auxiliary Cooling, and DRIVE SIZE (193-277). Rows represent different HSS rpm values (1750, 100, 112, 125, 140, 160) and their corresponding thermal ratings for various cooling methods and drive sizes.

\* Basic thermal ratings listed are based on an ambient temperature of 68°F(20°C) at sea level. Application-adjusted thermal ratings must be calculated using the application-adjusted thermal factors on page 8 before comparing to the required load. For cooling beyond the range of values listed, contact the Factory.

† Actual sump temperatures will vary based upon exact ambient conditions and load profile.

\* Contact Factory.

Basic Thermal Ratings\* — Hp/Triple Reduction Maximum 180°F Sump Temperature†

HSS rpm	Nom. Ratio	Auxiliary Cooling	DRIVE SIZE														
			107	117	127	133	137	143	147	153	157	163	167	173	177	187	
1430	28.0	None												228	232		
		Shaft Fan													570	580	
		Electric Fan													659	671	
	31.5	DuraPlate												601	611		
		None	60	81	93	98	100	114	116	143	145	156	158	214	218	225	
		Shaft Fan	83	113	130	171	174	236	240	324	330	281	286	539	549	566	
	35.5	Electric Fan	113	173	197	261	265	271	276	382	389	405	412	624	635	655	
		DuraPlate	N/A	N/A	205	219	223	258	263	329	334	387	394	569	579	600	
		None	58	77	93	98	100	113	115	139	142	153	156	219	222	217	
	40.0	Shaft Fan	80	108	130	170	173	233	237	316	321	277	282	546	555	548	
		Electric Fan	109	165	196	260	264	267	272	372	378	400	406	631	641	634	
		DuraPlate	N/A	N/A	204	218	222	255	259	320	325	382	388	575	585	578	
	45.0	None	59	78	90	96	98	107	109	135	138	159	162	213	217	219	
		Shaft Fan	81	109	126	166	169	221	225	307	312	286	291	522	530	549	
		Electric Fan	111	166	190	252	256	254	258	361	367	410	417	602	612	635	
	50.0	DuraPlate	N/A	N/A	200	212	216	242	246	311	316	393	400	441	450	579	
		None	54	72	83	88	89	100	101	134	136	145	147	200	203	210	
		Shaft Fan	75	100	116	152	154	206	209	302	307	260	264	492	500	517	
	55.0	Electric Fan	102	154	176	232	236	237	241	356	362	372	378	568	578	600	
		DuraPlate	N/A	N/A	151	160	163	184	188	250	255	288	293	415	422	436	
None		52	68	83	88	89	98	100	130	132	143	145	204	207	203		
60.0	Shaft Fan	72	95	116	152	154	203	206	293	300	256	260	500	506	500		
	Electric Fan	98	146	176	231	235	233	237	345	351	366	373	574	584	577		
	DuraPlate	N/A	N/A	151	160	162	182	185	243	250	283	288	421	428	422		
65.0	None	53	69	81	85	87	93	94	126	128	150	151	213	216	204		
	Shaft Fan	73	96	113	147	150	192	196	282	287	264	269	487	500	501		
	Electric Fan	100	147	171	224	228	221	225	332	338	377	384	558	567	578		
70.0	DuraPlate	N/A	N/A	147	155	158	172	175	235	239	293	300	N/A	N/A	423		
	None	45	61	73	75	76	86	88	123	125	138	141	200	203	210		
	Shaft Fan	63	85	102	130	132	178	181	270	275	239	243	459	467	483		
75.0	Electric Fan	86	131	154	200	203	205	208	317	322	338	343	527	536	553		
	DuraPlate	N/A	N/A	N/A	N/A	N/A	N/A	N/A	N/A	N/A	224	228	N/A	N/A	N/A		
	None	43	58	73	75	76	85	86	120	122	136	138	203	207	203		
80.0	Shaft Fan	60	81	102	130	132	175	178	262	267	235	239	465	473	467		
	Electric Fan	82	125	154	200	202	202	205	308	313	332	338	532	541	535		
	DuraPlate	N/A	N/A	N/A	N/A	N/A	N/A	N/A	N/A	N/A	221	224	N/A	N/A	N/A		
85.0	None	44	59	71	73	74	80	82	116	118	142	144	200	202	204		
	Shaft Fan	61	82	99	126	128	166	169	253	257	244	250	451	458	467		
	Electric Fan	84	125	150	193	196	191	195	296	302	343	350	515	524	535		
90.0	DuraPlate	N/A	N/A	N/A	N/A	N/A	N/A	N/A	N/A	N/A	228	232	N/A	N/A	N/A		
	None	42	58	70	69	70	82	83	114	116	137	139	186	189	196		
	Shaft Fan	59	80	98	119	121	168	171	250	254	235	239	424	431	450		
95.0	Electric Fan	80	124	148	183	186	194	197	293	300	330	336	485	493	510		
	DuraPlate	N/A	N/A	N/A	N/A	N/A	N/A	N/A	N/A	N/A	N/A	N/A	N/A	N/A	N/A		
	None	41	55	69	69	70	80	82	111	113	134	136	190	193	189		
100.0	Shaft Fan	56	77	96	119	121	166	169	242	246	231	235	429	436	430		
	Electric Fan	77	118	145	182	185	191	194	284	289	325	330	491	500	493		
	DuraPlate	N/A	N/A	N/A	N/A	N/A	N/A	N/A	N/A	N/A	N/A	N/A	N/A	N/A	N/A		
105.0	None	41	56	67	67	68	76	77	107	109	140	142	198	201	190		
	Shaft Fan	57	77	93	116	118	157	159	234	238	239	243	432	440	431		
	Electric Fan	78	118	140	177	180	180	183	274	278	335	341	493	501	493		
110.0	DuraPlate	N/A	N/A	N/A	N/A	N/A	N/A	N/A	N/A	N/A	N/A	N/A	N/A	N/A	N/A		
	None	38	50	63	62	63	76	77	107	109	131	133	184	187	194		
	Shaft Fan	52	70	88	107	109	157	159	230	234	222	226	405	412	427		
115.0	Electric Fan	71	107	132	164	167	180	183	269	274	311	316	462	470	487		
	DuraPlate	N/A	N/A	N/A	N/A	N/A	N/A	N/A	N/A	N/A	N/A	N/A	N/A	N/A	N/A		
	None	36	48	62	62	63	78	80	104	106	129	131	189	192	187		
120.0	Shaft Fan	50	66	86	107	109	159	161	223	227	218	222	415	422	411		
	Electric Fan	68	102	130	164	167	182	185	261	265	305	310	473	481	469		
	DuraPlate	N/A	N/A	N/A	N/A	N/A	N/A	N/A	N/A	N/A	N/A	N/A	N/A	N/A	N/A		
125.0	None	37	48	60	60	61	74	75	100	102	134	137			189		
	Shaft Fan	51	67	83	104	106	150	152	216	220	227	231			417		
	Electric Fan	69	103	125	159	162	172	175	253	257	316	321			475		
130.0	DuraPlate	N/A	N/A	N/A	N/A	N/A	N/A	N/A	N/A	N/A	N/A	N/A			N/A		

\* Basic thermal ratings listed are based on an ambient temperature of 68°F(20°C) at sea level. Application-adjusted thermal ratings must be calculated using the application-adjusted thermal factors on page 8 before comparing to the required load. For cooling beyond the range of values listed, contact the Factory.

† Actual sump temperatures will vary based upon exact ambient conditions and load profile.

\* Contact Factory.

Basic Thermal Ratings\* — Hp/Triple Reduction Maximum 180°F Sump Temperature†

HSS rpm	Nom. Ratio	Auxiliary Cooling	DRIVE SIZE																	
			193	197	203	207	213	217	223	227	237	243	247	253	257	263	267	273	277	
1430	28.0	None	342	350			540	549												
		Shaft Fan	690	702			1105	1124												
		Electric Fan	1007	1024			1587	1614												
		DuraPlate	2064	2099			2816	2864												
	31.5	None	342	350	411	417	516	524	525	534	739	841	855	882	900	*	*	*	*	
		Shaft Fan	684	700	835	849	1057	1075	1084	1102	2724	3399	3457	4962	5046	5396	5487	5543	5637	
		Electric Fan	1000	1009	1219	1250	1522	1548	1563	1590	2401	2962	3012	3326	3382	4006	4074	3954	4021	
		DuraPlate	2022	2057	2041	2076	2713	2759	2792	2839	8376	10315	10490	13455	13683	14192	14433	23877	24281	
	35.5	None	326	332	419	426	500	503	501	510	707	814	828	848	862	*	*	*	*	
		Shaft Fan	656	668	842	856	1020	1037	1037	1054	2597	3279	3334	4747	4827	5161	5249	5346	5436	
		Electric Fan	956	972	1220	1250	1473	1500	1500	1524	2290	2857	2905	3180	3234	3837	3902	3828	3893	
		DuraPlate	1957	2000	2023	2058	2641	2686	2687	2733	7985	9975	10144	12915	13134	13557	13787	22851	23239	
	40.0	None	306	311	400	407	502	511	482	490	685	772	785	816	830	*	*	*	*	
		Shaft Fan	613	624	809	822	1009	1026	1001	1018	2516	3112	3165	4580	4657	4991	5076	5184	5272	
		Electric Fan	900	908	1176	1196	1444	1469	1451	1476	2218	2710	2756	3062	3114	3709	3772	3715	3778	
		DuraPlate	1833	1864	1959	2000	2564	2607	2616	2661	7747	9528	9689	12530	12743	13140	13362	22165	22541	
	45.0	None	305	310	368	374	476	484	491	500	705	838	852	923	939	911	927	*	*	
		Shaft Fan	607	617	742	755	961	977	1000	1010	2458	3098	3150	4555	4632	4924	5007	5259	5348	
		Electric Fan	879	900	1082	1100	1380	1403	1426	1450	2172	2711	2757	3100	3152	3710	3773	3879	3944	
		DuraPlate	1793	1824	1812	1843	2462	2503	2543	2587	7510	9264	9421	12172	12378	12668	12883	21322	21683	
	50.0	None	291	295	375	381	455	463	465	473	669	803	817	876	900	868	883	*	*	
		Shaft Fan	582	591	747	760	925	940	944	960	2336	3000	3028	4343	4417	4685	4765	5028	5113	
		Electric Fan	846	861	1082	1100	1332	1355	1360	1383	2065	2605	2649	2950	3000	3528	3588	3710	3773	
		DuraPlate	1750	1764	1795	1825	2392	2432	2439	2500	7147	8945	9097	11666	11864	12076	12281	20359	20704	
	56.0	None	280	284	357	363	464	472	450	453	646	754	767	836	850	833	847	*	*	
		Shaft Fan	550	559	717	729	900	912	909	925	2260	2817	2865	4182	4253	4519	4595	4852	4935	
		Electric Fan	800	809	1042	1059	1267	1289	1314	1336	2000	2462	2504	2833	2881	3398	3456	3578	3638	
		DuraPlate	1250	1262	1750	1766	1698	1726	2370	2410	6928	8531	8676	11307	11498	11690	11889	19722	20056	
	63.0	None	279	283	336	342	439	450	455	462	678	846	861	1040	1057	1109	1128	1178	1198	
		Shaft Fan	544	553	665	677	855	869	884	900	2176	2812	2860	4221	4292	4558	4635	5019	5104	
		Electric Fan	784	800	964	980	1211	1232	1252	1273	1932	2500	2519	2958	3008	3523	3583	3863	3929	
		DuraPlate	1219	1250	1224	1250	1627	1655	1681	1709	5255	6605	6717	8888	9038	9290	9448	14757	15007	
	71.0	None	265	270	343	350	420	427	430	437	643	810	823	983	1000	1050	1068	1124	1143	
		Shaft Fan	521	530	670	681	822	836	840	855	2069	2703	2748	4024	4093	4334	4408	4794	4875	
		Electric Fan	753	766	964	980	1170	1190	1195	1215	1837	2379	2419	2814	2862	3347	3404	3688	3751	
		DuraPlate	1175	1195	1219	1250	1577	1604	1609	1636	5006	6374	6482	8516	8660	8855	9005	14107	14346	
80.0	None	251	256	326	332	421	428	411	418	620	759	772	937	953	1005	1022	1078	1096		
	Shaft Fan	493	501	642	653	813	827	809	823	2002	2557	2600	3875	3941	4179	4250	4625	4704		
	Electric Fan	712	724	927	943	1150	1169	1154	1174	1777	2250	2286	2702	2748	3223	3278	3555	3615		
	DuraPlate	1110	1129	1175	1195	1542	1568	1559	1586	4854	6072	6175	8247	8386	8568	8713	13666	13898		
90.0	None	250	255	302	307	411	418	411	418	652	756	769	942	958	1000	1008	1105	1114		
	Shaft Fan	487	500	600	606	800	810	800	813	2025	2500	2542	3778	3842	4022	4090	4511	4588		
	Electric Fan	701	712	862	877	1127	1146	1134	1153	1803	2201	2250	2651	2696	3110	3163	3485	3544		
	DuraPlate	1089	1107	1094	1113	1514	1539	1524	1550	4799	5888	5987	7954	8089	8204	8343	13160	13383		
100	None	238	242	308	313	392	400	402	408	615	722	734	889	904	935	951	1041	1058		
	Shaft Fan	466	474	600	610	765	778	782	800	1920	2400	2441	3597	3658	3821	3886	4303	4376		
	Electric Fan	673	685	862	876	1087	1105	1111	1130	1709	2113	2148	2518	2560	2952	3002	3322	3378		
	DuraPlate	1049	1067	1088	1107	1465	1500	1500	1521	4563	5679	5775	7613	7742	7815	7948	12572	12785		
112	None	227	231	293	300	410	416	383	390	592	676	688	846	860	900	909	1003	1013		
	Shaft Fan	436	444	575	584	789	803	752	765	1855	2268	2307	3460	3519	3682	3744	4147	4218		
	Electric Fan	625	636	829	843	1122	1142	1072	1090	1651	2000	2028	2415	2456	2840	2888	3198	3252		
	DuraPlate	772	785	1050	1067	1193	1213	1448	1473	4419	5406	5498	7367	7492	7558	7686	12173	12380		
125	None	226	230	273	278	400	405	400	406	600	710	722	824	838	971	988	1142	1162		
	Shaft Fan	431	439	527	536	768	781	774	787	1799	2250	2264	3210	3264	3583	3644	4180	4251		
	Electric Fan	616	626	757	769	1093	1112	1104	1123	1604	1968	2001	2258	2296	2799	2847	3272	3327		
	DuraPlate	760	773	759	772	1162	1182	1174	1194	3568	4333	4407	5768	5866	6191	6296	9766	9931		
140	None	215	219	278	283	379	385	388	395	560	678	689	778	800	917	933	1085	1103		
	Shaft Fan	413	420	531	540	735	747	753	766	1705	2139	2175	3060	3112	3407	3500	3946	4053		
	Electric Fan	592	602	757	770	1050	1068	1075	1093	1520	1889	1921	2147	2183	2658	2703	3117	3170		
	DuraPlate	731	743	759	772	1116	1135	1143	1162	3392	4179	4249	5522	5616	5900	6000	9328	9487		
160	None			265	269				370	376	539	635	645	742	754	877	900	1029	1056	
	Shaft Fan			509	518				721	733	1647	2022	2056	2946	3000	3285	3340	3841	3907	
	Electric Fan			729	741				1033	1050	1468	1784	1814	2061	2095	2559	2602	3001	3051	
	DuraPlate			731	743				1099	1117	3284	4000	4042	5341	5431	5705	5802	9026	9179	

\* Basic thermal ratings listed are based on an ambient temperature of 68°F(20°C) at sea level. Application-adjusted thermal ratings must be calculated using the application-adjusted thermal factors on page 8 before comparing to the required load. For cooling beyond the range of values listed, contact the Factory.

† Actual sump temperatures will vary based upon exact ambient conditions and load profile.

\* Contact Factory.

Basic Thermal Ratings\* — Hp/Triple Reduction Maximum 180°F Sump Temperature†

HSS rpm	Nom. Ratio	Auxiliary Cooling	DRIVE SIZE														
			107	117	127	133	137	143	147	153	157	163	167	173	177	187	
1170	28.0	None												253	257		
		Shaft Fan													500	504	
		Electric Fan													666	678	
	31.5	DuraPlate												534	543		
		None	56	76	87	91	93	110	111	140	142	162	164	238	242	250	
		Shaft Fan	69	93	107	137	140	192	195	265	269	244	250	468	476	491	
	35.5	Electric Fan	106	162	184	242	246	256	261	363	369	400	404	630	641	661	
		DuraPlate	N/A	N/A	169	179	182	213	216	275	280	333	339	504	513	529	
		None	54	72	87	91	93	108	110	136	139	159	162	242	246	241	
	40.0	Shaft Fan	66	89	107	137	140	189	192	257	262	241	245	474	482	475	
		Electric Fan	102	154	183	241	245	253	257	353	358	392	400	636	647	640	
		DuraPlate	N/A	N/A	168	179	182	210	213	268	272	328	334	510	519	512	
	45.0	None	55	73	85	89	91	102	104	132	135	165	168	230	234	243	
		Shaft Fan	67	90	104	133	136	179	182	250	254	250	253	450	456	476	
		Electric Fan	103	155	178	234	238	239	244	342	350	403	410	601	611	640	
	50.0	DuraPlate	N/A	N/A	163	174	177	200	202	260	265	338	344	402	409	513	
		None	50	67	78	81	83	95	96	130	132	148	150	216	220	227	
		Shaft Fan	61	82	96	122	125	166	169	245	250	223	227	422	429	444	
	55.0	Electric Fan	95	143	164	215	219	223	227	336	342	362	368	567	577	600	
		DuraPlate	N/A	N/A	128	135	137	156	158	216	219	254	258	378	385	400	
None		48	64	78	81	83	93	95	126	128	145	148	220	224	219		
60.0	Shaft Fan	59	78	96	122	125	164	167	238	242	219	223	428	435	429		
	Electric Fan	91	136	164	214	218	220	223	326	332	356	362	573	583	576		
	DuraPlate	N/A	N/A	128	134	137	153	156	209	213	250	254	384	390	384		
65.0	None	49	65	76	79	80	88	90	122	125	151	154	211	215	221		
	Shaft Fan	60	79	93	118	120	155	158	230	234	227	231	402	409	430		
	Electric Fan	92	137	159	208	211	208	212	314	320	367	373	536	545	576		
70.0	DuraPlate	N/A	N/A	125	131	133	146	148	202	205	258	263	N/A	N/A	385		
	None	42	57	67	70	71	81	83	114	116	134	136	200	202	209		
	Shaft Fan	51	70	83	105	107	143	145	214	218	200	202	378	385	400		
75.0	Electric Fan	80	122	143	186	189	191	195	293	300	320	325	505	514	531		
	DuraPlate	N/A	N/A	N/A	N/A	N/A	N/A	N/A	N/A	N/A	N/A	N/A	N/A	N/A	N/A		
	None	40	54	68	70	71	80	81	111	113	131	133	202	205	201		
80.0	Shaft Fan	49	66	84	105	107	141	143	208	212	196	200	383	390	384		
	Electric Fan	77	116	143	185	188	188	192	285	290	315	320	511	519	513		
	DuraPlate	N/A	N/A	N/A	N/A	N/A	N/A	N/A	N/A	N/A	N/A	N/A	N/A	N/A	N/A		
85.0	None	41	55	66	68	69	76	77	107	109	137	139	196	200	202		
	Shaft Fan	50	67	81	102	104	133	136	201	204	203	206	371	377	385		
	Electric Fan	78	116	138	179	182	179	182	274	279	324	330	493	502	513		
90.0	DuraPlate	N/A	N/A	N/A	N/A	N/A	N/A	N/A	N/A	N/A	N/A	N/A	N/A	N/A	N/A		
	None	39	54	65	64	65	77	78	106	108	132	134	183	186	193		
	Shaft Fan	48	66	81	96	98	135	137	200	202	196	200	350	354	367		
95.0	Electric Fan	74	115	138	170	173	181	184	271	276	313	319	464	472	488		
	DuraPlate	N/A	N/A	N/A	N/A	N/A	N/A	N/A	N/A	N/A	N/A	N/A	N/A	N/A	N/A		
	None	38	51	64	64	65	76	77	103	105	130	132	187	190	186		
100.0	Shaft Fan	46	63	79	96	98	133	135	193	196	192	196	353	359	353		
	Electric Fan	71	109	135	169	172	178	181	263	268	308	313	469	477	471		
	DuraPlate	N/A	N/A	N/A	N/A	N/A	N/A	N/A	N/A	N/A	N/A	N/A	N/A	N/A	N/A		
105.0	None	38	52	62	62	64	71	73	100	101	135	138	183	186	187		
	Shaft Fan	47	64	77	94	95	125	128	186	189	200	203	345	350	355		
	Electric Fan	72	110	130	164	167	168	171	254	258	318	324	458	465	472		
110.0	DuraPlate	N/A	N/A	N/A	N/A	N/A	N/A	N/A	N/A	N/A	N/A	N/A	N/A	N/A	N/A		
	None	35	46	58	57	58	74	75	100	101	123	126	171	174	180		
	Shaft Fan	42	57	72	86	87	128	130	183	186	182	185	322	328	340		
115.0	Electric Fan	66	100	122	152	154	171	174	250	253	291	296	429	436	452		
	DuraPlate	N/A	N/A	N/A	N/A	N/A	N/A	N/A	N/A	N/A	N/A	N/A	N/A	N/A	N/A		
	None	33	44	57	57	58	72	74	96	98	121	123	175	178	173		
120.0	Shaft Fan	41	54	71	86	88	126	128	178	181	179	182	330	336	327		
	Electric Fan	63	94	120	152	154	168	171	241	245	285	290	439	450	435		
	DuraPlate	N/A	N/A	N/A	N/A	N/A	N/A	N/A	N/A	N/A	N/A	N/A	N/A	N/A	N/A		
125.0	None	34	45	55	56	57	68	69	93	95	127	129			176		
	Shaft Fan	42	55	68	84	85	119	121	172	175	186	189			331		
	Electric Fan	64	95	116	147	150	159	161	233	237	295	300			440		
130.0	DuraPlate	N/A	N/A	N/A	N/A	N/A	N/A	N/A	N/A	N/A	N/A	N/A			N/A		

\* Basic thermal ratings listed are based on an ambient temperature of 68°F(20°C) at sea level. Application-adjusted thermal ratings must be calculated using the application-adjusted thermal factors on page 8 before comparing to the required load. For cooling beyond the range of values listed, contact the Factory.

† Actual sump temperatures will vary based upon exact ambient conditions and load profile.

\* Contact Factory.

Basic Thermal Ratings\* — Hp/Triple Reduction Maximum 180°F Sump Temperature†

HSS rpm	Nom. Ratio	Auxiliary Cooling	DRIVE SIZE																	
			193	197	203	207	213	217	223	227	237	243	247	253	257	263	267	273	277	
1170	28.0	None	331	336			546	556												
		Shaft Fan	572	582			940	956												
		Electric Fan	943	959			1512	1537												
		DuraPlate	1624	1651			2250	2274												
	31.5	None	330	335	400	404	520	529	534	543	800	984	1001	1115	1134	1250	1260	1176	1185	
		Shaft Fan	567	577	692	703	900	912	924	939	2258	2880	2929	4181	4252	5094	5180	5526	5619	
		Electric Fan	930	946	1143	1162	1448	1473	1500	1518	2337	3000	3023	3417	3500	4234	4306	4549	4626	
		DuraPlate	1594	1621	1603	1630	2149	2185	2215	2252	6536	8084	8221	10600	10780	11705	11904	19372	19700	
	35.5	None	315	320	405	412	500	507	507	516	758	946	962	1060	1078	1184	1204	1131	1150	
		Shaft Fan	544	553	700	710	864	878	881	900	2148	2771	2818	4000	4056	4853	4935	5295	5384	
		Electric Fan	900	910	1144	1163	1401	1425	1428	1452	2223	2859	2908	3257	3312	4033	4102	4362	4436	
		DuraPlate	1539	1565	1594	1621	2087	2123	2126	2163	6225	7806	7938	10156	10329	11162	11351	18516	18830	
	40.0	None	292	297	387	393	493	501	487	500	732	900	906	1015	1032	1139	1158	1096	1114	
		Shaft Fan	504	513	670	681	845	860	848	863	2078	2622	2666	3839	3904	4682	4762	5116	5203	
		Electric Fan	833	847	1101	1120	1361	1384	1382	1405	2151	2706	2752	3131	3184	3889	3955	4214	4285	
		DuraPlate	1436	1460	1540	1566	2020	2054	2066	2101	6035	7439	7565	9836	10003	10804	10987	17939	18243	
	45.0	None	291	296	351	357	467	475	483	491	717	900	914	1040	1058	1163	1183	1187	1207	
		Shaft Fan	500	508	610	620	804	817	831	846	2003	2564	2608	3755	3818	4525	4602	4979	5063	
Electric Fan		820	834	1009	1026	1300	1322	1344	1367	2073	2645	2690	3076	3128	3773	3837	4130	4200		
DuraPlate		1408	1431	1417	1441	1936	1968	2001	2035	5822	7195	7316	9503	9665	10353	10529	17133	17424		
50.0	None	277	281	357	363	450	454	457	464	680	860	874	984	1001	1101	1120	1134	1153		
	Shaft Fan	478	486	615	626	772	785	789	803	1902	2461	2503	3573	3634	4299	4372	4750	4831		
	Electric Fan	789	802	1009	1026	1255	1276	1282	1303	1969	2540	2583	2924	3000	3582	3643	3940	4006		
	DuraPlate	1358	1382	1408	1432	1877	1908	1915	1948	5536	6939	7056	9095	9249	9858	10025	16349	16626		
56.0	None	260	265	341	350	437	444	437	444	656	806	820	939	955	1054	1072	1088	1107		
	Shaft Fan	450	454	589	600	737	750	759	772	1838	2324	2363	3435	3500	4142	4212	4578	4656		
	Electric Fan	735	748	971	987	1176	1196	1250	1259	1903	2398	2439	2807	2854	3448	3506	3795	3859		
	DuraPlate	980	1000	1359	1383	1346	1368	1857	1889	5363	6604	6716	8800	8949	9533	9695	15824	16092		
63.0	None	259	264	313	319	414	421	428	436	645	827	841	1019	1036	1142	1162	1251	1272		
	Shaft Fan	443	450	540	549	702	713	726	738	1750	2266	2304	3385	3442	4016	4084	4450	4525		
	Electric Fan	724	736	900	905	1124	1143	1162	1182	1801	2336	2376	2796	2844	3373	3430	3738	3801		
	DuraPlate	964	981	964	981	1287	1309	1331	1353	4057	5097	5183	6898	7014	7571	7699	11804	12004		
71.0	None	247	251	319	324	395	402	405	412	611	790	804	962	979	1079	1098	1190	1211		
	Shaft Fan	423	431	545	554	674	685	689	701	1654	2175	2212	3222	3277	3815	3879	4246	4318		
	Electric Fan	700	708	900	906	1085	1104	1108	1127	1711	2250	2281	2658	2703	3202	3256	3565	3625		
	DuraPlate	927	943	964	980	1250	1266	1271	1292	3862	4913	4996	6598	6710	7209	7332	11277	11468		
80.0	None	288	293	304	309	395	402	387	394	589	741	753	917	933	1033	1050	1141	1161		
	Shaft Fan	494	503	522	531	667	679	662	674	1599	2054	2089	3097	3150	3675	3738	4093	4163		
	Electric Fan	812	826	857	871	1066	1084	1070	1089	1654	2118	2154	2551	2595	3082	3134	3442	3500		
	DuraPlate	876	900	927	943	1221	1250	1229	1250	3742	4670	4749	6378	6486	6968	7086	10915	11100		
90.0	None	233	237	281	286	385	392	386	393	615	731	743	910	926	1005	1022	1134	1154		
	Shaft Fan	400	403	483	492	653	664	655	666	1622	2005	2039	3017	3068	3530	3589	3978	4045		
	Electric Fan	647	658	800	809	1045	1063	1051	1069	1676	2067	2102	2500	2534	2964	3014	3345	3402		
	DuraPlate	861	876	862	876	1197	1217	1205	1225	3715	4529	4606	6157	6262	6671	6784	10512	10690		
100	None	221	225	286	291	368	374	377	383	580	700	709	858	873	949	965	1077	1096		
	Shaft Fan	379	385	488	500	626	636	641	651	1536	1923	1955	2868	2916	3350	3407	3791	3856		
	Electric Fan	622	632	800	809	1007	1024	1030	1047	1588	2000	2016	2365	2405	2811	2858	3187	3241		
	DuraPlate	828	842	861	875	1156	1175	1181	1201	3529	4363	4437	5884	5983	6348	6456	10036	10207		
112	None	208	212	272	277	377	384	360	366	558	653	664	817	831	907	922	1031	1049		
	Shaft Fan	353	359	467	474	640	651	615	625	1483	1814	1844	2754	2800	3226	3280	3652	3714		
	Electric Fan	575	584	765	778	1035	1052	1000	1010	1533	1871	1902	2268	2306	2704	2749	3067	3119		
	DuraPlate	617	628	828	842	950	966	1141	1160	3415	4145	4215	5683	5779	6133	6237	9710	9874		
125	None	208	211	250	255	367	373	368	374	549	661	672	771	784	921	937	1090	1108		
	Shaft Fan	350	355	426	433	622	633	627	637	1431	1767	1797	2536	2579	3093	3145	3613	3674		
	Electric Fan	566	576	700	707	1008	1025	1017	1034	1479	1821	1851	2094	2129	2606	2650	3052	3104		
	DuraPlate	609	619	606	616	925	940	933	949	2761	3330	3387	4448	4523	5047	5132	7820	7952		
140	None	197	201	255	260	350	354	357	363	517	631	641	728	740	869	884	1034	1052		
	Shaft Fan	334	340	430	438	600	605	609	620	1356	1695	1724	2414	2455	2938	3000	3429	3501		
	Electric Fan	544	553	700	708	967	983	1000	1007	1401	1750	1777	2000	2024	2500	2515	2938	2956		
	DuraPlate	584	600	608	618	887	902	908	924	2621	3207	3261	4251	4323	4805	4886	7465	7591		
160	None			243	247					340	346	500	590	600	700	705	831	846	990	1006
	Shaft Fan			411	418					582	592	1308	1599	1626	2319	2359	2830	2878	3315	3371
	Electric Fan			669	681					951	967	1352	1649	1676	1909	1941	2380	2420	2797	2844
	DuraPlate			584	600					871	886	2536	3043	3095	4103	4173	4641	4720	7216	7338

\* Basic thermal ratings listed are based on an ambient temperature of 68°F(20°C) at sea level. Application-adjusted thermal ratings must be calculated using the application-adjusted thermal factors on page 8 before comparing to the required load. For cooling beyond the range of values listed, contact the Factory.

† Actual sump temperatures will vary based upon exact ambient conditions and load profile.

\* Contact Factory.

Basic Thermal Ratings\* — Hp/Triple Reduction Maximum 180°F Sump Temperature†

HSS rpm	Nom. Ratio	Auxiliary Cooling	DRIVE SIZE														
			107	117	127	133	137	143	147	153	157	163	167	173	177	187	
970	28.0	None												255	259		
		Shaft Fan													432	439	
		Electric Fan													649	660	
		DuraPlate													475	483	
	31.5	None	53	72	82	86	88	103	105	132	134	159	161	240	244	252	
		Shaft Fan	61	82	95	116	118	161	163	220	224	214	218	407	414	428	
		Electric Fan	100	152	173	228	232	241	245	340	346	383	389	613	623	644	
		DuraPlate	N/A	N/A	145	154	157	185	188	236	240	293	300	450	455	471	
	35.5	None	51	68	82	86	88	102	103	128	130	156	159	244	250	243	
		Shaft Fan	58	78	95	116	118	158	161	214	218	210	214	412	419	413	
		Electric Fan	96	145	172	227	231	238	242	331	336	377	383	619	629	623	
		DuraPlate	N/A	N/A	145	154	156	182	185	229	233	288	293	453	461	455	
	40.0	None	52	69	80	84	85	96	98	125	127	162	165	230	234	245	
		Shaft Fan	59	79	92	113	115	150	153	208	212	218	222	388	395	414	
		Electric Fan	97	146	167	220	224	225	229	321	327	388	394	583	593	623	
		DuraPlate	N/A	N/A	141	150	152	172	175	223	227	300	302	465	471	456	
	45.0	None	47	63	73	77	78	89	90	122	125	144	146	216	219	227	
		Shaft Fan	54	73	85	103	105	139	141	204	208	194	197	365	371	384	
		Electric Fan	89	135	154	202	206	209	213	316	321	350	352	549	559	578	
		DuraPlate	N/A	N/A	112	118	119	137	139	188	192	227	231	343	350	361	
50.0	None	45	60	73	77	78	87	89	119	121	142	144	219	223	219		
	Shaft Fan	52	69	85	103	105	137	139	200	202	191	194	370	377	371		
	Electric Fan	86	128	154	201	205	206	210	306	311	341	350	555	564	558		
	DuraPlate	N/A	N/A	112	117	119	135	137	183	186	223	227	350	354	350		
56.0	None	46	61	71	75	76	83	84	115	117	147	150	200	203	220		
	Shaft Fan	53	70	82	100	102	129	132	191	194	198	201	337	343	372		
	Electric Fan	87	129	150	195	200	195	200	295	300	352	358	506	514	558		
	DuraPlate	N/A	N/A	108	114	116	128	130	177	180	231	235	N/A	N/A	350		
63.0	None	39	53	63	66	67	76	78	108	110	126	128	187	191	197		
	Shaft Fan	45	61	73	88	90	119	121	179	182	169	171	317	322	333		
	Electric Fan	75	114	134	174	177	180	183	276	281	300	306	476	484	501		
	DuraPlate	N/A	N/A	N/A	N/A	N/A	N/A	N/A	N/A	N/A	N/A	N/A	N/A	N/A	N/A		
71.0	None	38	50	63	66	67	75	77	105	107	123	125	191	194	190		
	Shaft Fan	43	58	74	88	90	118	119	174	177	166	168	321	327	321		
	Electric Fan	72	108	134	173	176	177	180	268	272	296	301	482	490	484		
	DuraPlate	N/A	N/A	N/A	N/A	N/A	N/A	N/A	N/A	N/A	N/A	N/A	N/A	N/A	N/A		
80.0	None	39	51	62	64	65	71	73	102	103	128	131	185	189	191		
	Shaft Fan	44	59	71	86	87	111	113	168	171	172	175	311	316	322		
	Electric Fan	73	109	130	168	171	168	171	258	263	305	310	466	474	484		
	DuraPlate	N/A	N/A	N/A	N/A	N/A	N/A	N/A	N/A	N/A	N/A	N/A	N/A	N/A	N/A		
90.0	None	37	50	61	60	61	72	74	100	102	125	127	173	176	182		
	Shaft Fan	42	58	71	81	82	113	115	166	169	167	169	291	296	307		
	Electric Fan	70	108	129	160	162	170	173	255	260	295	300	437	445	460		
	DuraPlate	N/A	N/A	N/A	N/A	N/A	N/A	N/A	N/A	N/A	N/A	N/A	N/A	N/A	N/A		
100	None	35	48	60	60	61	71	72	97	100	122	125	176	179	176		
	Shaft Fan	41	55	70	81	83	111	113	161	164	163	166	296	301	296		
	Electric Fan	67	103	126	159	162	167	170	250	252	290	295	443	450	444		
	DuraPlate	N/A	N/A	N/A	N/A	N/A	N/A	N/A	N/A	N/A	N/A	N/A	N/A	N/A	N/A		
112	None	36	49	58	59	60	67	68	94	96	127	130	174	177	177		
	Shaft Fan	41	56	67	79	80	105	107	156	158	170	173	290	295	300		
	Electric Fan	68	103	122	154	157	158	160	239	243	300	305	432	440	445		
	DuraPlate	N/A	N/A	N/A	N/A	N/A	N/A	N/A	N/A	N/A	N/A	N/A	N/A	N/A	N/A		
125	None	32	43	54	53	54	69	70	93	94	116	118	162	165	171		
	Shaft Fan	37	50	63	72	73	107	109	152	155	155	158	270	275	285		
	Electric Fan	62	93	114	142	144	160	163	232	236	273	278	405	411	427		
	DuraPlate	N/A	N/A	N/A	N/A	N/A	N/A	N/A	N/A	N/A	N/A	N/A	N/A	N/A	N/A		
140	None	31	41	53	54	55	68	69	90	91	114	116	166	169	164		
	Shaft Fan	36	47	62	72	73	105	107	148	150	152	154	277	282	274		
	Electric Fan	59	88	112	142	144	158	160	225	229	268	273	414	421	411		
	DuraPlate	N/A	N/A	N/A	N/A	N/A	N/A	N/A	N/A	N/A	N/A	N/A	N/A	N/A	N/A		
160	None	32	42	52	52	53	64	65	87	88	119	121			167		
	Shaft Fan	36	48	60	70	71	99	100	143	145	159	161			278		
	Electric Fan	60	89	109	138	140	148	151	218	222	278	283			415		
	DuraPlate	N/A	N/A	N/A	N/A	N/A	N/A	N/A	N/A	N/A	N/A	N/A			N/A		

\* Basic thermal ratings listed are based on an ambient temperature of 68°F(20°C) at sea level. Application-adjusted thermal ratings must be calculated using the application-adjusted thermal factors on page 8 before comparing to the required load. For cooling beyond the range of values listed, contact the Factory.

† Actual sump temperatures will vary based upon exact ambient conditions and load profile.

\* Contact Factory.

Basic Thermal Ratings\* — Hp/Triple Reduction Maximum 180°F Sump Temperature†

HSS rpm	Nom. Ratio	Auxiliary Cooling	DRIVE SIZE																
			193	197	203	207	213	217	223	227	237	243	247	253	257	263	267	273	277
970	28.0	None	315	320			530	539											
		Shaft Fan	489	500			815	829											
		Electric Fan	888	903			1432	1457											
		DuraPlate	1335	1358			1849	1880											
	31.5	None	314	319	379	385	503	512	519	527	800	1008	1025	1171	1191	1368	1391	1425	1450
		Shaft Fan	485	493	590	600	776	790	801	814	1914	2470	2512	3566	3627	4395	4469	4859	4942
		Electric Fan	875	890	1075	1094	1371	1395	1415	1439	2250	2881	2929	3343	3400	4183	4254	4626	4704
		DuraPlate	1313	1335	1317	1339	1774	1805	1830	1861	5307	6577	6689	8653	8800	9659	9822	15919	16189
	35.5	None	300	304	386	392	482	490	492	500	751	966	982	1110	1129	1299	1321	1368	1391
		Shaft Fan	464	472	600	607	746	759	762	775	1818	2372	2412	3395	3453	4178	4249	4644	4723
		Electric Fan	841	856	1076	1094	1326	1348	1353	1375	2123	2768	2815	3182	3236	4000	4043	4448	4496
		DuraPlate	1266	1287	1313	1335	1720	1750	1754	1784	5050	6343	6450	8279	8419	9199	9355	15204	15461
	40.0	None	276	280	368	374	472	480	472	480	725	907	923	1060	1078	1250	1267	1321	1339
		Shaft Fan	429	436	572	581	727	739	733	746	1758	2250	2277	3263	3319	4025	4093	4479	4555
		Electric Fan	781	800	1036	1053	1283	1305	1308	1331	2053	2617	2661	3057	3108	3830	3895	4264	4336
		DuraPlate	1177	1197	1266	1287	1662	1690	1701	1730	4894	6034	6137	8006	8142	8894	9045	14716	14966
	45.0	None	275	279	332	337	450	454	463	470	700	900	908	1051	1069	1223	1250	1310	1339
		Shaft Fan	425	433	518	527	690	702	714	727	1682	2171	2208	3165	3219	3858	3924	4291	4363
		Electric Fan	769	782	946	962	1225	1250	1268	1289	1965	2533	2576	2967	3017	3673	3735	4088	4157
		DuraPlate	1156	1176	1160	1180	1591	1618	1645	1673	4705	5817	5916	7712	7842	8495	8639	13997	14234
	50.0	None	262	266	338	344	427	434	437	444	660	853	867	1000	1010	1156	1176	1254	1275
		Shaft Fan	407	413	524	532	662	673	677	689	1596	2082	2117	3008	3059	3661	3723	4089	4158
		Electric Fan	740	752	946	962	1182	1202	1208	1229	1865	2431	2472	2819	2867	3500	3543	3951	4000
		DuraPlate	1114	1133	1156	1176	1539	1565	1572	1598	4472	5605	5700	7370	7495	8081	8218	13349	13576
	56.0	None	244	250	322	327	411	418	418	425	636	800	812	947	963	1106	1125	1202	1222
		Shaft Fan	378	384	501	509	628	639	650	661	1541	1962	2000	2887	2936	3523	3582	3937	4003
		Electric Fan	687	700	911	926	1102	1120	1166	1186	1802	2294	2333	2704	2750	3352	3409	3750	3813
		DuraPlate	811	825	1114	1133	1117	1136	1162	1187	4330	5326	5416	7122	7242	7807	7939	12911	13129
	63.0	None	243	247	293	300	389	400	403	410	610	791	804	976	1000	1115	1134	1235	1256
		Shaft Fan	375	381	456	464	600	607	618	628	1448	1892	1924	2814	2862	3362	3419	3734	3797
Electric Fan		677	688	831	846	1052	1070	1088	1106	1689	2204	2250	2642	2687	3203	3258	3564	3624	
DuraPlate		800	813	800	810	1067	1085	1104	1122	3274	4109	4178	5586	5680	6182	6287	9587	9749	
71.0	None	231	235	300	304	372	378	381	387	577	755	768	921	937	1053	1071	1175	1195	
	Shaft Fan	358	364	461	469	572	582	586	600	1375	1814	1845	2675	2720	3190	3244	3560	3621	
	Electric Fan	650	661	832	847	1015	1033	1037	1055	1604	2116	2152	2511	2553	3039	3091	3398	3455	
	DuraPlate	768	781	800	812	1030	1048	1052	1070	3114	3956	4023	5336	5426	5881	5981	9154	9309	
80.0	None	218	222	284	289	371	377	364	370	556	708	720	878	900	1008	1025	1126	1145	
	Shaft Fan	338	344	441	450	568	577	562	572	1328	1710	1750	2568	2611	3070	3123	3442	3500	
	Electric Fan	614	625	800	814	1000	1015	1002	1018	1551	2000	2031	2409	2450	2924	3000	3243	3327	
	DuraPlate	725	737	767	780	1013	1030	1016	1033	3015	3754	3818	5150	5237	5678	5775	8853	9003	
90.0	None	218	221	262	267	362	368	363	369	579	700	707	867	881	976	1000	1102	1129	
	Shaft Fan	335	341	408	415	555	564	557	566	1351	1668	1697	2502	2544	2948	3000	3328	3387	
	Electric Fan	604	615	743	755	978	1000	984	1000	1571	1946	2000	2348	2388	2808	2856	3180	3233	
	DuraPlate	714	726	712	724	1000	1009	1000	1015	3005	3642	3704	4977	5062	5437	5529	8532	8676	
100	None	207	210	267	272	345	351	354	360	546	663	675	817	831	920	936	1054	1072	
	Shaft Fan	320	325	413	420	531	540	544	553	1278	1599	1626	2375	2415	2795	2843	3172	3226	
	Electric Fan	580	590	743	756	942	958	963	980	1500	1866	1898	2250	2266	2662	2707	3028	3079	
	DuraPlate	685	700	713	725	956	972	977	1000	2852	3505	3564	4749	4830	5169	5257	8141	8279	
112	None	193	197	254	259	351	357	338	344	525	621	631	777	790	880	900	1003	1026	
	Shaft Fan	300	302	394	401	541	550	521	530	1233	1506	1531	2277	2315	2689	2734	3053	3104	
	Electric Fan	535	545	714	726	966	983	929	945	1435	1760	1790	2135	2172	2560	2603	2913	2962	
	DuraPlate	518	526	685	700	800	807	942	958	2759	3324	3380	4580	4658	4989	5073	7869	8003	
125	None	193	196	232	236	341	350	343	350	511	618	628	723	735	868	883	1030	1047	
	Shaft Fan	295	300	358	365	526	534	529	538	1188	1462	1500	2088	2124	2563	2606	2998	3049	
	Electric Fan	528	537	648	659	941	957	950	966	1381	1702	1750	1960	2000	2443	2500	2846	2913	
	DuraPlate	512	520	507	516	773	786	779	800	2250	2681	2726	3587	3648	4107	4177	6335	6442	
140	None	183	186	237	241	324	330	333	338	482	589	600	682	700	819	833	983	1000	
	Shaft Fan	281	286	363	369	501	510	514	523	1124	1401	1425	2000	2019	2432	2500	2824	2903	
	Electric Fan	507	515	649	660	902	917	924	940	1307	1633	1661	1862	1893	2318	2357	2727	2773	
	DuraPlate	490	500	511	519	740	752	758	771	2120	2578	2622	3423	3500	3906	4000	6002	6146	
160	None			225	229				333	338	463	551	561	650	661	783	800	931	951
	Shaft Fan			350	353				514	523	1084	1319	1342	1905	1937	2340	2380	2746	2793
	Electric Fan			624	634				924	940	1261	1540	1566	1785	1816	2250	2267	2647	2667
	DuraPlate			489	500				726	738	2049	2442	2500	3299	3355	3769	3833	5836	5935

\* Basic thermal ratings listed are based on an ambient temperature of 68°F(20°C) at sea level. Application-adjusted thermal ratings must be calculated using the application-adjusted thermal factors on page 8 before comparing to the required load. For cooling beyond the range of values listed, contact the Factory.

† Actual sump temperatures will vary based upon exact ambient conditions and load profile.

\* Contact Factory.

Basic Thermal Ratings\* — Hp/Triple Reduction Maximum 180°F Sump Temperature†

HSS rpm	Nom. Ratio	Auxiliary Cooling	DRIVE SIZE														
			107	117	127	133	137	143	147	153	157	163	167	173	177	187	
870	28.0	None												252	256		
		Shaft Fan													400	403	
		Electric Fan													634	645	
		DuraPlate													443	451	
	31.5	None	51	69	79	83	85	100	102	128	130	155	158	237	241	250	
		Shaft Fan	58	79	91	105	107	146	148	200	203	197	201	373	380	393	
		Electric Fan	96	147	166	220	223	233	237	329	335	372	378	600	609	629	
		DuraPlate	N/A	N/A	133	141	144	170	173	218	222	271	276	417	424	439	
	35.5	None	49	66	79	83	85	98	100	125	127	153	155	241	245	240	
		Shaft Fan	56	76	91	105	107	143	146	194	198	194	197	379	385	379	
		Electric Fan	92	140	166	219	222	230	234	320	325	366	372	604	614	608	
		DuraPlate	N/A	N/A	133	141	143	168	171	212	216	267	271	423	430	424	
	40.0	None	50	67	77	81	82	93	95	121	123	159	162	227	230	242	
		Shaft Fan	57	77	89	102	104	136	138	189	192	201	205	356	362	380	
		Electric Fan	94	140	161	212	216	218	221	310	316	377	383	568	578	608	
		DuraPlate	N/A	N/A	129	137	139	159	162	206	210	276	281	N/A	N/A	425	
	45.0	None	45	61	70	74	75	86	87	119	121	141	143	212	216	223	
		Shaft Fan	52	70	81	94	95	126	128	185	188	178	181	334	340	352	
		Electric Fan	86	130	150	195	200	202	206	305	310	336	342	535	544	563	
		DuraPlate	N/A	N/A	104	109	111	127	130	176	179	N/A	N/A	N/A	N/A	N/A	
50.0	None	44	58	71	74	75	85	86	115	117	138	140	216	220	215		
	Shaft Fan	50	66	82	93	95	125	126	180	183	175	178	339	345	339		
	Electric Fan	83	123	150	194	197	200	202	296	301	331	336	541	550	544		
	DuraPlate	N/A	N/A	104	109	111	125	128	171	173	N/A	N/A	N/A	N/A	N/A		
56.0	None	44	59	68	72	73	80	82	111	113	144	146	195	200	217		
	Shaft Fan	51	67	79	91	92	117	119	173	176	182	185	307	312	341		
	Electric Fan	84	125	144	188	192	188	192	285	290	341	350	491	500	544		
	DuraPlate	N/A	N/A	101	106	108	119	121	165	167	N/A	N/A	N/A	N/A	N/A		
63.0	None	38	51	61	63	64	74	75	104	106	122	125	183	186	193		
	Shaft Fan	43	59	70	80	81	108	110	162	165	154	157	288	293	303		
	Electric Fan	72	110	129	168	171	173	176	266	270	291	296	462	470	486		
	DuraPlate	N/A	N/A	N/A	N/A	N/A	N/A	N/A	N/A	N/A	N/A	N/A	N/A	N/A	N/A		
71.0	None	36	49	61	63	64	73	74	101	103	120	122	186	190	186		
	Shaft Fan	42	56	71	80	81	106	108	157	160	152	154	293	300	292		
	Electric Fan	69	104	129	167	170	171	174	258	262	286	291	467	475	469		
	DuraPlate	N/A	N/A	N/A	N/A	N/A	N/A	N/A	N/A	N/A	N/A	N/A	N/A	N/A	N/A		
80.0	None	37	49	59	61	62	69	70	98	100	125	127	181	184	187		
	Shaft Fan	42	57	69	78	79	100	102	152	154	158	160	283	288	294		
	Electric Fan	70	105	125	162	165	162	164	250	253	295	300	452	460	470		
	DuraPlate	N/A	N/A	N/A	N/A	N/A	N/A	N/A	N/A	N/A	N/A	N/A	N/A	N/A	N/A		
90.0	None	35	49	59	58	59	70	71	97	98	121	123	169	172	178		
	Shaft Fan	41	56	68	73	75	102	104	150	152	153	155	265	269	279		
	Electric Fan	67	104	125	154	156	164	167	246	250	286	291	424	431	450		
	DuraPlate	N/A	N/A	N/A	N/A	N/A	N/A	N/A	N/A	N/A	N/A	N/A	N/A	N/A	N/A		
100	None	34	46	58	58	59	69	70	94	96	118	120	172	175	171		
	Shaft Fan	39	53	67	74	75	100	102	145	148	150	152	269	274	269		
	Electric Fan	64	99	122	153	156	161	164	239	243	280	285	429	437	430		
	DuraPlate	N/A	N/A	N/A	N/A	N/A	N/A	N/A	N/A	N/A	N/A	N/A	N/A	N/A	N/A		
112	None	35	47	56	56	57	65	66	91	92	125	126	168	171	172		
	Shaft Fan	40	54	65	71	73	95	96	140	143	156	159	262	267	270		
	Electric Fan	65	100	118	150	151	152	155	230	234	290	295	417	424	431		
	DuraPlate	N/A	N/A	N/A	N/A	N/A	N/A	N/A	N/A	N/A	N/A	N/A	N/A	N/A	N/A		
125	None	31	41	52	51	52	66	67	89	90	112	114	156	159	165		
	Shaft Fan	36	48	60	65	66	96	98	137	139	141	144	244	250	258		
	Electric Fan	59	89	110	136	139	154	157	223	227	263	268	390	400	412		
	DuraPlate	N/A	N/A	N/A	N/A	N/A	N/A	N/A	N/A	N/A	N/A	N/A	N/A	N/A	N/A		
140	None	30	39	51	52	52	65	66	86	88	110	111	161	163	159		
	Shaft Fan	34	45	59	65	66	94	96	133	135	138	141	251	255	250		
	Electric Fan	57	85	108	136	139	151	154	216	220	258	263	400	406	400		
	DuraPlate	N/A	N/A	N/A	N/A	N/A	N/A	N/A	N/A	N/A	N/A	N/A	N/A	N/A	N/A		
160	None	30	40	50	50	51	61	62	83	85	115	117			161		
	Shaft Fan	35	46	57	63	64	89	90	128	131	145	147			251		
	Electric Fan	58	86	105	132	135	142	145	209	213	268	273			401		
	DuraPlate	N/A	N/A	N/A	N/A	N/A	N/A	N/A	N/A	N/A	N/A	N/A			N/A		

\* Basic thermal ratings listed are based on an ambient temperature of 68°F(20°C) at sea level. Application-adjusted thermal ratings must be calculated using the application-adjusted thermal factors on page 8 before comparing to the required load. For cooling beyond the range of values listed, contact the Factory.

† Actual sump temperatures will vary based upon exact ambient conditions and load profile.

\* Contact Factory.

Basic Thermal Ratings\* — Hp/Triple Reduction Maximum 180°F Sump Temperature†

HSS rpm	Nom. Ratio	Auxiliary Cooling	DRIVE SIZE																	
			193	197	203	207	213	217	223	227	237	243	247	253	257	263	267	273	277	
870	28.0	None	304	309			515	524												
		Shaft Fan	450	454			748	761												
		Electric Fan	855	869			1383	1407												
		DuraPlate	1195	1215			1657	1685												
	31.5	None	374	381	366	372	489	500	505	514	777	1000	1017	1172	1192	1391	1414	1493	1518	
		Shaft Fan	443	450	539	548	713	725	736	748	1750	2250	2288	3238	3293	4010	4078	4467	4542	
		Electric Fan	843	857	1036	1053	1324	1346	1367	1390	2164	2807	2854	3268	3324	4102	4172	4581	4659	
		DuraPlate	1176	1196	1177	1197	1589	1616	1640	1667	4697	5826	5925	7678	7808	8618	8764	14170	14411	
	35.5	None	289	294	373	379	469	477	479	487	736	957	974	1109	1128	1318	1340	1428	1452	
		Shaft Fan	423	431	545	554	685	700	700	711	1647	2159	2195	3080	3132	3809	3873	4264	4336	
		Electric Fan	810	824	1036	1054	1280	1302	1306	1328	2056	2696	2741	3109	3162	3896	4000	4332	4447	
		DuraPlate	1132	1151	1175	1195	1539	1565	1570	1596	4468	5614	5710	7340	7464	8203	8342	13528	13758	
	40.0	None	266	270	356	362	457	465	459	467	710	900	914	1059	1077	1263	1284	1372	1395	
		Shaft Fan	390	400	522	530	665	676	672	684	1591	2036	2071	2957	3007	3667	3729	4109	4179	
		Electric Fan	752	764	1000	1014	1250	1258	1263	1284	2000	2547	2590	3000	3036	3751	3815	4215	4286	
		DuraPlate	1051	1069	1132	1151	1500	1511	1521	1547	4328	5336	5426	7092	7212	7926	8060	13088	13310	
	45.0	None	265	269	320	325	433	440	450	456	678	876	900	1038	1056	1224	1250	1335	1363	
		Shaft Fan	388	394	471	479	631	642	654	665	1518	1967	2000	2858	2907	3503	3562	3933	4000	
		Electric Fan	740	753	910	926	1181	1201	1222	1250	1898	2457	2500	2885	2934	3583	3644	4011	4079	
		DuraPlate	1034	1051	1035	1053	1421	1445	1470	1500	4154	5136	5223	6821	6937	7558	7686	12423	12633	
	50.0	None	252	256	326	331	413	420	423	430	642	837	851	981	1000	1156	1176	1275	1296	
		Shaft Fan	370	376	477	485	605	616	619	630	1439	1885	1917	2714	2760	3321	3377	3725	3788	
		Electric Fan	712	724	911	926	1139	1159	1164	1184	1800	2357	2397	2740	2787	3398	3455	3820	3885	
		DuraPlate	1000	1012	1033	1051	1374	1397	1403	1427	3946	4945	5029	6514	6625	7186	7308	11845	12045	
	56.0	None	234	238	310	316	396	402	405	412	619	783	800	935	950	1106	1125	1229	1250	
		Shaft Fan	343	350	456	464	573	582	600	604	1390	1775	1805	2604	2648	3194	3248	3584	3645	
		Electric Fan	660	671	876	900	1059	1077	1124	1143	1750	2224	2262	2629	2673	3268	3323	3676	3738	
		DuraPlate	728	741	1000	1012	1005	1022	1357	1380	3820	4694	4774	6289	6396	6939	7056	11450	11644	
63.0	None	233	237	281	286	374	381	405	412	588	766	779	945	961	1088	1107	1210	1231		
	Shaft Fan	341	350	414	421	544	553	600	604	1302	1703	1750	2527	2569	3028	3080	3367	3424		
	Electric Fan	650	661	800	812	1011	1029	1124	1143	1625	2126	2162	2550	2593	3097	3149	3450	3509		
	DuraPlate	719	731	715	727	959	975	1000	1008	2889	3624	3685	4938	5021	5490	5583	8485	8629		
71.0	None	222	225	287	292	358	364	366	373	556	731	744	900	907	1027	1045	1151	1170		
	Shaft Fan	325	330	419	426	521	530	533	542	1235	1632	1660	2400	2441	2872	2921	3209	3263		
	Electric Fan	624	635	800	813	976	1000	1000	1014	1543	2040	2075	2422	2464	2938	3000	3275	3344		
	DuraPlate	689	701	718	730	925	940	945	961	2747	3500	3546	4713	4793	5220	5308	8100	8237		
80.0	None	210	213	273	277	357	363	350	356	536	685	700	850	864	983	1000	1102	1121		
	Shaft Fan	307	312	400	407	517	526	512	520	1193	1538	1564	2302	2341	2763	2809	3089	3141		
	Electric Fan	590	600	768	781	960	976	962	979	1500	1925	1958	2324	2363	2826	2874	3166	3220		
	DuraPlate	651	662	689	700	910	925	911	927	2659	3306	3362	4545	4622	5037	5122	7829	7962		
90.0	None	209	212	252	256	350	354	350	355	557	672	683	838	852	950	966	1084	1102		
	Shaft Fan	305	310	370	376	505	514	507	516	1215	1500	1525	2250	2281	2652	2697	3000	3051		
	Electric Fan	581	591	713	725	940	956	946	962	1511	1875	1907	2264	2302	2712	2758	3074	3126		
	DuraPlate	642	653	639	650	900	906	900	911	2657	3208	3263	4396	4470	4824	4906	7549	7677		
100	None	200	202	257	261	332	338	340	346	525	641	652	789	803	900	911	1034	1046		
	Shaft Fan	290	295	375	381	484	492	500	504	1150	1437	1461	2128	2164	2513	2556	2856	2905		
	Electric Fan	557	567	714	726	906	921	926	942	1430	1798	1829	2148	2184	2571	2615	2950	3000		
	DuraPlate	615	626	641	652	858	873	877	900	2520	3085	3138	4191	4262	4584	4661	7201	7323		
112	None	185	188	244	250	337	342	325	330	505	600	610	751	764	856	871	985	1001		
	Shaft Fan	270	274	358	364	491	500	474	482	1108	1352	1375	2038	2073	2416	2457	2747	2794		
	Electric Fan	514	523	686	700	928	944	900	908	1380	1695	1724	2058	2093	2472	2514	2816	2863		
	DuraPlate	469	477	615	625	718	730	845	859	2436	2923	3000	4037	4106	4421	4496	6957	7075		
125	None	185	188	222	226	327	333	328	334	490	593	603	700	706	836	850	993	1009		
	Shaft Fan	268	272	325	331	477	485	480	488	1066	1310	1333	1866	1898	2298	2337	2690	2736		
	Electric Fan	506	515	621	632	903	919	912	927	1326	1635	1663	1884	1916	2350	2390	2756	2802		
	DuraPlate	464	472	459	467	700	710	704	716	1976	2364	2404	3164	3218	3642	3704	5603	5698		
140	None	176	179	227	231	311	316	319	324	462	566	575	655	666	789	802	942	958		
	Shaft Fan	257	261	330	335	455	462	466	474	1009	1255	1277	1772	1802	2179	2216	2560	2604		
	Electric Fan	490	500	623	633	866	881	887	902	1255	1569	1595	1789	1820	2250	2267	2648	2668		
	DuraPlate	444	451	463	471	668	679	685	700	1873	2272	2310	3017	3068	3500	3521	5401	5433		
160	None			216	219					303	308	444	529	538	624	634	754	767	901	916
	Shaft Fan			314	320					445	452	972	1181	1201	1699	1728	2096	2131	2462	2503
	Electric Fan			600	608					851	866	1211	1479	1504	1715	1750	2143	2180	2522	2565
	DuraPlate			443	451					655	666	1810	2157	2194	2905	2954	3338	3395	5157	5244

\* Basic thermal ratings listed are based on an ambient temperature of 68°F(20°C) at sea level. Application-adjusted thermal ratings must be calculated using the application-adjusted thermal factors on page 8 before comparing to the required load. For cooling beyond the range of values listed, contact the Factory.

† Actual sump temperatures will vary based upon exact ambient conditions and load profile.

\* Contact Factory.

Exact Ratios — Sizes 133-273

Nominal Ratios	Unit Size												
	133	143	153	163	173	193	203	213	223	243	253	263	273
<b>SINGLE REDUCTION</b>													
<b>1.25</b>	1.273	1.270	1.275	1.256	1.256	1.256	1.237	1.231	1.262	...	...	...	...
<b>1.40</b>	1.419	1.400	1.417	1.378	1.425	1.378	1.389	1.417	1.375	...	...	...	...
<b>1.60</b>	1.586	1.625	1.578	1.588	1.622	1.588	1.606	1.606	1.595	...	...	...	...
<b>1.80</b>	1.778	1.800	1.829	1.781	1.771	1.781	1.774	1.806	1.794	...	...	...	...
<b>2.00</b>	2.040	1.962	2.029	2.034	2.031	2.034	1.966	1.966	1.969	...	...	...	...
<b>2.24</b>	2.240	2.208	2.212	2.259	2.233	2.259	2.222	2.222	2.276	...	...	...	...
<b>2.50</b>	2.522	2.542	2.533	2.520	2.464	2.520	2.480	2.480	2.519	...	...	...	...
<b>2.80</b>	2.750	2.850	2.786	2.826	2.769	2.826	2.783	2.783	2.800	...	...	...	...
<b>3.15</b>	3.167	3.105	3.115	3.190	3.125	3.190	3.095	3.143	3.130	...	...	...	...
<b>3.55</b>	3.500	3.529	3.609	3.579	3.722	3.647	3.526	3.526	3.524	...	...	...	...
<b>4.00</b>	4.063	3.941	3.941	4.059	4.118	4.118	4.059	4.059	3.947	...	...	...	...
<b>4.50</b>	4.563	4.412	4.563	4.471	4.706	4.500	4.529	4.438	4.529	...	...	...	...
<b>5.00</b>	4.933	5.067	4.933	4.944	5.059	5.063	4.938	5.059	4.938	...	...	...	...
<b>DOUBLE REDUCTION</b>													
<b>5.00</b>	...	...	...	...	5.234	5.084	...	4.891	...	...	...	...	...
<b>5.60</b>	5.781	5.489	5.547	5.598	5.790	5.740	5.658	5.630	5.475	5.632	5.655	5.565	5.649
<b>6.30</b>	6.493	6.145	6.421	6.166	6.618	6.273	6.314	6.155	6.283	6.300	6.402	6.296	6.354
<b>7.10</b>	7.021	7.057	6.943	6.820	7.593	7.434	6.883	6.912	6.849	7.209	6.977	6.799	6.892
<b>8.00</b>	8.125	7.725	8.040	7.955	8.400	8.394	8.274	7.955	7.737	8.028	8.105	7.969	8.235
<b>9.00</b>	9.125	8.647	9.308	8.762	9.600	9.173	9.233	8.698	8.878	8.980	9.176	9.015	9.263
<b>10.0</b>	9.867	9.931	10.06	9.69	10.38	10.07	10.06	9.697	9.678	10.28	10.00	9.734	10.05
<b>11.2</b>	11.33	11.20	11.13	11.50	11.49	11.37	11.21	11.16	10.86	11.22	11.35	11.50	11.31
<b>12.5</b>	12.73	12.54	12.88	12.67	13.13	12.43	12.51	12.20	12.46	12.56	12.85	13.00	12.72
<b>14.0</b>	13.76	14.40	13.93	14.01	14.67	14.37	13.64	14.33	13.58	14.37	14.00	14.04	13.79
<b>16.0</b>	16.00	15.50	16.00	16.49	16.23	16.23	16.00	16.49	16.04	16.02	16.03	16.40	16.43
<b>18.0</b>	17.96	17.35	18.52	18.16	18.55	17.74	17.85	18.03	18.40	17.92	18.15	18.56	18.48
<b>20.0</b>	19.43	19.93	20.02	20.09	20.58	20.29	19.46	20.55	20.06	20.50	19.78	20.04	20.04
<b>22.4</b>	22.60	22.17	21.92	23.00	22.77	22.90	22.58	22.32	22.93	22.23	22.77	23.02	23.03
<b>25.0</b>	25.38	24.82	25.38	25.33	26.02	25.03	25.19	24.41	24.91	24.87	25.78	26.04	25.91
<b>28.0</b>	27.44	28.50	27.44	28.02	...	...	27.46	...	27.16	28.46	28.10	28.12	28.10
<b>TRIPLE REDUCTION</b>													
<b>28.0</b>	...	...	...	...	29.51	28.44	...	27.48	...	...	...	...	...
<b>31.5</b>	31.48	31.74	31.53	32.08	32.64	32.11	31.65	31.62	30.76	31.63	32.15	31.83	31.56
<b>35.5</b>	35.35	35.53	36.50	35.33	37.31	35.09	35.32	34.58	35.29	35.38	36.40	36.01	35.50
<b>40.0</b>	38.23	40.80	39.47	39.08	41.69	40.58	38.50	40.59	38.47	40.49	39.67	38.89	38.51
<b>45.0</b>	44.43	43.92	45.32	46.00	46.12	45.82	45.17	46.72	45.44	45.14	45.43	45.43	45.85
<b>50.0</b>	49.90	49.17	52.47	50.66	52.71	50.08	50.40	51.08	52.14	50.49	51.43	51.39	51.58
<b>56.0</b>	53.96	56.46	56.73	56.03	57.70	58.34	54.94	58.20	56.83	57.78	56.05	55.49	55.94
<b>63.0</b>	64.98	62.98	62.99	64.92	63.83	65.87	64.93	66.99	65.15	63.13	64.14	64.79	66.61
<b>71.0</b>	72.98	70.50	72.92	71.51	72.95	71.98	72.45	73.24	74.75	70.61	72.61	73.30	74.93
<b>80.0</b>	78.91	80.96	78.84	79.09	80.95	82.34	78.98	83.47	81.49	80.80	79.13	79.15	81.27
<b>90.0</b>	93.91	90.06	86.32	90.56	89.55	92.96	91.64	90.69	93.15	87.62	91.09	90.93	93.42
<b>100</b>	103.1	100.8	99.93	99.75	102.3	101.6	102.3	99.15	101.2	98.0	103.1	102.9	105.1
<b>112</b>	111.5	115.8	108.1	110.3	115.8	112.8	111.5	116.4	110.3	112.1	112.4	111.1	114.0
<b>125</b>	128.8	121.9	121.2	127.9	128.1	127.4	125.6	126.5	129.9	123.7	129.0	126.6	128.0
<b>140</b>	141.4	136.5	140.3	140.9	146.4	139.2	140.1	138.3	141.2	138.3	146.1	143.2	143.9
<b>160</b>	152.9	156.8	151.7	155.9	...	...	152.8	...	153.9	158.3	159.2	154.7	156.1

Exact Ratios — Sizes 107-277

Nominal Ratios	Unit Size																	
	107	117	127	137	147	157	167	177	187	197	207	217	227	237	247	257	267	277
<b>SINGLE REDUCTION</b>																		
<b>1.25</b>	1.255	1.250	1.250	1.273	1.270	1.275	1.256	1.256	1.275	1.256	1.237	1.231	1.262	...	...	...	...	...
<b>1.40</b>	1.396	1.415	1.405	1.419	1.400	1.417	1.378	1.425	1.421	1.378	1.389	1.417	1.375	...	...	...	...	...
<b>1.60</b>	1.614	1.605	1.618	1.586	1.625	1.578	1.588	1.622	1.600	1.588	1.606	1.606	1.595	...	...	...	...	...
<b>1.80</b>	1.805	1.829	1.781	1.778	1.800	1.829	1.781	1.771	1.788	1.781	1.774	1.806	1.794	...	...	...	...	...
<b>2.00</b>	2.026	2.000	1.967	2.040	1.962	2.029	2.034	2.031	2.033	2.034	1.966	1.966	1.969	...	...	...	...	...
<b>2.24</b>	2.222	2.226	2.214	2.240	2.208	2.212	2.259	2.233	2.250	2.259	2.222	2.222	2.276	...	...	...	...	...
<b>2.50</b>	2.515	2.536	2.462	2.522	2.542	2.533	2.520	2.464	2.538	2.520	2.480	2.480	2.519	...	...	...	...	...
<b>2.80</b>	2.833	2.808	2.750	2.750	2.850	2.786	2.826	2.769	2.792	2.826	2.783	2.783	2.800	...	...	...	...	...
<b>3.15</b>	3.107	3.125	3.091	3.167	3.105	3.115	3.190	3.125	3.182	3.190	3.095	3.143	3.130	...	...	...	...	...
<b>3.55</b>	3.600	3.500	3.500	3.500	3.529	3.609	3.579	3.722	3.600	3.647	3.526	3.526	3.524	...	...	...	...	...
<b>4.00</b>	4.059	3.944	4.063	4.063	3.941	3.941	4.059	4.118	4.056	4.118	4.059	4.059	3.947	...	...	...	...	...
<b>4.50</b>	4.438	4.500	4.563	4.563	4.412	4.563	4.471	4.706	4.412	4.500	4.529	4.438	4.529	...	...	...	...	...
<b>5.00</b>	4.941	5.063	4.933	4.933	5.067	4.933	4.944	5.059	5.059	5.063	4.938	5.059	4.938	...	...	...	...	...
<b>DOUBLE REDUCTION</b>																		
<b>5.00</b>	...	...	...	...	...	...	...	5.234	...	5.084	...	4.891	...	...	...	...	...	...
<b>5.60</b>	5.738	5.441	5.603	5.781	5.489	5.547	5.598	5.790	5.703	5.740	5.658	5.630	5.475	5.586	5.632	5.655	5.565	5.649
<b>6.30</b>	6.274	6.207	6.293	6.493	6.145	6.421	6.166	6.618	6.204	6.273	6.314	6.155	6.283	6.324	6.300	6.402	6.296	6.354
<b>7.10</b>	6.986	6.983	6.805	7.021	7.057	6.943	6.820	7.593	7.114	7.434	6.883	6.912	6.849	6.806	7.209	6.977	6.799	6.892
<b>8.00</b>	8.274	8.041	8.281	8.125	7.725	8.040	7.955	8.400	8.273	8.394	8.274	7.955	7.737	8.245	8.028	8.105	7.969	8.235
<b>9.00</b>	9.046	9.173	9.300	9.125	8.647	9.308	8.762	9.600	9.000	9.173	9.233	8.698	8.878	9.335	8.980	9.176	9.015	9.263
<b>10.0</b>	10.07	10.32	10.06	9.867	9.931	10.06	9.69	10.38	10.32	10.07	10.06	9.697	9.678	10.05	10.28	10.00	9.734	10.05
<b>11.2</b>	11.32	11.18	11.51	11.33	11.20	11.13	11.50	11.49	11.31	11.37	11.21	11.16	10.86	11.45	11.22	11.35	11.50	11.31
<b>12.5</b>	12.38	12.75	12.93	12.73	12.54	12.88	12.67	13.13	12.31	12.43	12.51	12.20	12.46	12.97	12.56	12.85	13.00	12.72
<b>14.0</b>	13.78	14.34	13.98	13.76	14.40	13.93	14.01	14.67	14.11	14.37	13.64	14.33	13.58	13.95	14.37	14.00	14.04	13.79
<b>16.0</b>	15.98	16.02	16.00	16.00	15.50	16.00	16.49	16.23	15.98	16.23	16.00	16.49	16.04	15.99	16.02	16.03	16.40	16.43
<b>18.0</b>	17.47	18.28	17.96	17.96	17.35	18.52	18.16	18.55	17.39	17.74	17.85	18.03	18.40	18.10	17.92	18.15	18.56	18.48
<b>20.0</b>	19.46	20.57	19.43	19.43	19.93	20.02	20.09	20.58	19.94	20.29	19.46	20.55	20.06	19.48	20.50	19.78	20.04	20.04
<b>22.4</b>	22.58	22.75	22.46	22.60	22.17	21.92	23.00	22.77	22.42	22.90	22.58	22.32	22.93	23.10	22.23	22.77	23.02	23.03
<b>25.0</b>	24.68	24.88	25.23	25.38	24.82	25.38	25.33	26.02	24.39	25.03	25.19	24.41	24.91	26.15	24.87	25.78	26.04	25.91
<b>28.0</b>	27.49	27.99	27.28	27.44	28.50	27.44	28.02	...	27.97	...	27.46	...	27.16	28.14	28.46	28.10	28.12	28.10
<b>TRIPLE REDUCTION</b>																		
<b>28.0</b>	...	...	...	...	...	...	...	29.51	...	28.44	...	27.48	...	...	...	...	...	...
<b>31.5</b>	32.27	30.87	32.71	31.48	31.74	31.53	32.08	32.64	32.15	32.11	31.65	31.62	30.76	32.28	31.63	32.15	31.83	31.56
<b>35.5</b>	35.28	35.21	36.74	35.35	35.53	36.50	35.33	37.31	34.98	35.09	35.32	34.58	35.29	36.54	35.38	36.40	36.01	35.50
<b>40.0</b>	39.28	39.62	39.73	38.23	40.80	39.47	39.08	41.69	40.11	40.58	38.50	40.59	38.47	39.32	40.49	39.67	38.89	38.51
<b>45.0</b>	45.55	44.26	45.46	44.43	43.92	45.32	46.00	46.12	45.43	45.82	45.17	46.72	45.44	45.05	45.14	45.43	45.43	45.85
<b>50.0</b>	49.80	50.49	51.06	49.90	49.17	52.47	50.66	52.71	49.42	50.08	50.40	51.08	52.14	51.00	50.49	51.43	51.39	51.58
<b>56.0</b>	55.45	56.80	55.21	53.96	56.46	56.73	56.03	57.70	56.67	58.34	54.94	58.20	56.83	54.89	57.78	56.05	55.49	55.94
<b>63.0</b>	64.99	65.04	63.04	64.98	62.98	62.99	64.92	63.83	62.87	65.87	64.93	66.99	65.15	63.94	63.13	64.14	64.79	66.61
<b>71.0</b>	71.06	74.20	70.80	72.98	70.50	72.92	71.51	72.95	68.39	71.98	72.45	73.24	74.75	72.39	70.61	72.61	73.30	74.93
<b>80.0</b>	79.12	83.48	76.56	78.91	80.96	78.84	79.09	80.95	78.42	82.34	78.98	83.47	81.49	77.90	80.80	79.13	79.15	81.27
<b>90.0</b>	91.81	92.34	90.97	93.91	90.06	86.32	90.56	89.55	88.20	92.96	91.64	90.69	93.15	92.40	87.62	91.09	90.93	93.42
<b>100</b>	100.4	101.0	99.43	103.1	100.8	99.93	99.75	102.3	96.0	101.6	102.3	99.15	101.2	104.6	98.0	103.1	102.9	105.1
<b>112</b>	111.8	113.6	107.5	111.5	115.8	108.1	110.3	115.8	110.0	112.8	111.5	116.4	110.3	112.6	112.1	112.4	111.1	114.0
<b>125</b>	124.2	127.8	128.4	128.8	121.9	121.2	127.9	128.1	126.1	127.4	125.6	126.5	129.9	127.7	123.7	129.0	126.6	128.0
<b>140</b>	135.8	139.7	140.3	141.4	136.5	140.3	140.9	146.4	137.2	139.2	140.1	138.3	141.2	144.6	138.3	146.1	143.2	143.9
<b>160</b>	151.2	157.2	151.7	152.9	156.8	151.7	155.9	...	157.3	...	152.8	...	153.9	155.6	158.3	159.2	154.7	156.1

WR<sup>2</sup> (lb-in<sup>2</sup>) Referred to Reducer High Speed Shaft VP — Sizes 133-273

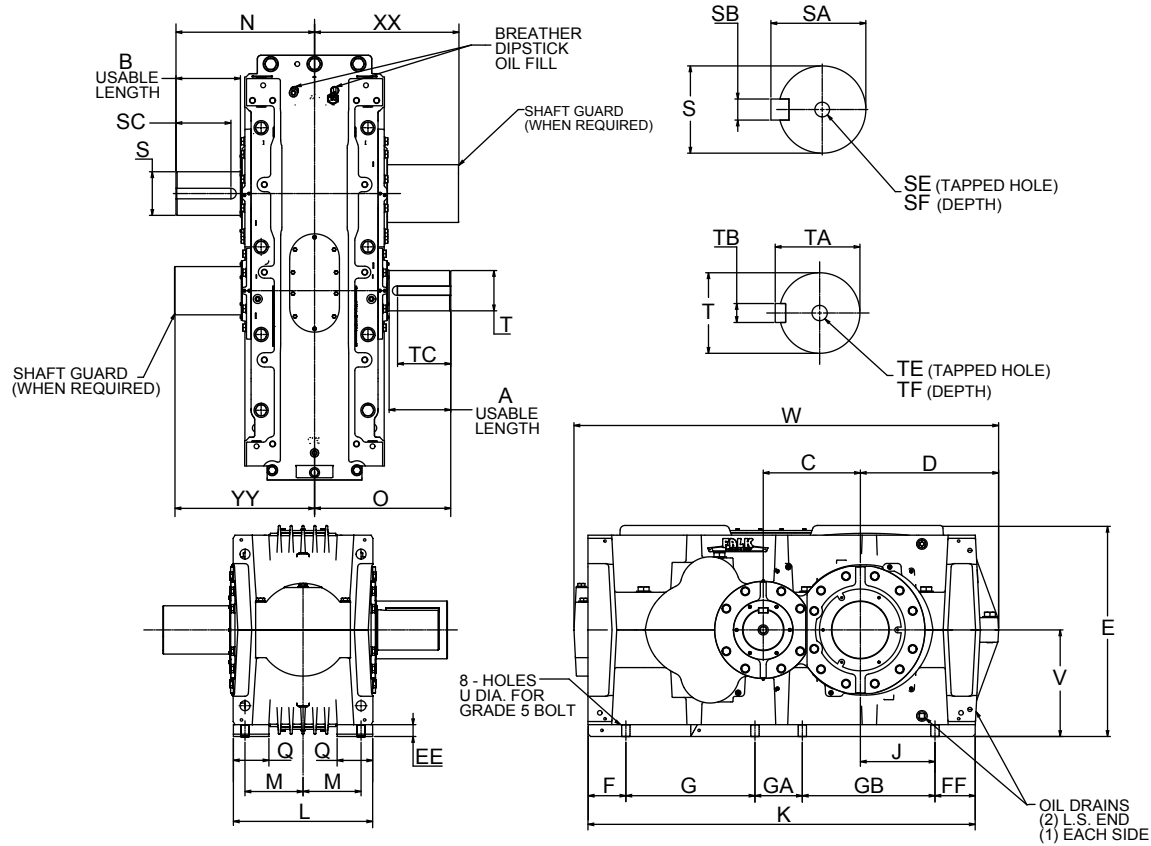
Nominal Ratios	Unit Size												
	133	143	153	163	173	193	203	213	223	243	253	263	273
<b>SINGLE REDUCTION</b>													
1.25	3051	11398	9156	14417	23987	58359	77675	116660	157158	...	...	...	...
1.40	2697	10883	8216	13068	21118	52777	68295	100148	143373	...	...	...	...
1.60	2390	10205	7374	11296	18672	45551	58922	88012	122776	...	...	...	...
1.80	2180	9911	6531	10079	17217	40615	53323	78089	108980	...	...	...	...
2.00	1868	9580	5888	9609	16289	36932	49789	74029	102514	...	...	...	...
2.24	1678	9187	5410	8618	14901	33480	43988	65291	87749	...	...	...	...
2.50	1491	8796	4767	7727	13582	30390	39536	58584	78904	...	...	...	...
2.80	1366	8511	4352	6923	12241	26994	35501	52295	70748	...	...	...	...
3.15	1190	8339	3959	6157	11062	24584	31740	46201	63113	...	...	...	...
3.55	1079	8103	2904	5556	8009	22050	28200	37889	52355	...	...	...	...
4.00	817.4	1538	2661	5010	7305	17357	22652	33133	46004	...	...	...	...
4.50	717.3	1372	2311	3395	5341	15938	20126	30354	39824	...	...	...	...
5.00	659.4	1194	2665	3118	5014	14378	18420	26569	36315	...	...	...	...
<b>DOUBLE REDUCTION</b>													
5.00	...	...	...	...	6039	14915	...	33432	...	...	...	...	...
5.60	605.3	1174	2127	3466	5684	13939	16502	30824	37601	100630	140377	140377	316928
6.30	558.4	1097	1572	3447	5341	13318	15406	29379	34298	94438	131285	131285	294863
7.10	532.7	1014	1870	3114	4114	9464	14629	22327	32494	87897	125712	125712	281313
8.00	392.8	719.5	1352	2470	3945	9007	10206	21020	24415	68244	86399	86399	200441
9.00	369.0	680.7	1088	2461	3783	8717	9693	20297	22761	65197	81974	81974	190059
10.0	356.0	638.6	1229	2296	2629	6236	9330	13552	21857	61978	79261	79261	183684
11.2	259.8	435.8	849.5	1467	2539	5987	6640	12889	14613	41314	55105	55105	126924
12.5	247.6	417.4	711.5	4610	2452	5829	6361	12521	13773	39755	52847	52847	121417
14.0	240.9	397.3	785.6	3900	1785	4254	6163	8611	13314	38108	51463	51463	118034
16.0	160.1	308.2	562.5	1017	1740	4132	4452	8307	9097	26757	36263	36263	82240
18.0	154.0	298.6	495.8	1015	1696	4054	4315	8139	8712	25992	35133	35133	79631
20.0	150.6	288.1	531.6	976.2	1018	1874	4218	4918	8502	25183	34439	34439	78028
22.4	102.5	143.6	283.3	523.3	994.7	1813	1974	4439	5178	14335	19536	19536	41619
25.0	99.47	138.9	247.8	522.2	972.5	1774	1905	4348	4660	13938	18975	18975	40292
28.0	97.79	133.8	266.9	502.5	...	...	1857	...	4546	13518	18631	18631	39478
<b>TRIPLE REDUCTION</b>													
28.0	...	...	...	...	564.6	1276	...	2830	...	---	---	---	---
31.5	51.33	95.86	177.2	330.3	553.4	1245	1327	2748	2952	8557	11832	11832	28593
35.0	49.75	93.56	171.8	329.7	542.7	1225	1292	2702	2848	8361	11551	11551	27887
40.0	48.88	91.07	169.3	827.9	463.2	1015	1267	2197	2790	8153	11378	11378	27453
45.0	41.20	78.71	141.2	271.3	457.6	999.3	1040	2159	2247	6798	9530	9530	22757
50.0	40.41	77.50	138.5	271.0	452.2	989.6	1022	2138	2199	6701	9389	9389	22423
56.0	39.97	76.20	137.3	513.3	337.2	652.9	1010	1238	2173	6599	9303	9303	22217
63.0	23.23	50.47	94.11	172.9	334.3	645.5	664.9	1217	1465	4246	5982	5982	13711
71.0	22.86	49.88	92.75	172.8	331.5	640.8	656.6	1206	1441	4197	5911	5911	13553
80.0	22.65	49.25	92.12	294.4	309.0	580.0	650.7	1099	1429	4145	5868	5868	13455
90.0	20.66	44.85	84.07	155.9	307.5	576.3	586.1	1064	1328	3745	5220	5220	12263
100	20.04	44.57	83.34	155.9	306.0	573.9	581.9	1058	1295	3719	5185	5185	12182
112	19.93	44.26	83.01	218.4	139.9	6538	578.9	645.9	1288	3692	5163	5163	12132
125	10.22	21.08	38.79	70.63	139.2	6477	6638	630.0	651.5	1976	2819	2819	6414
140	9.885	20.92	38.43	70.59	138.5	6438	6569	627.2	634.4	1964	2802	2802	6371
160	9.831	20.75	38.26	101.9	...	...	6520	...	630.8	1950	2791	2791	6344

**WR<sup>2</sup> (lb-in<sup>2</sup>) Referred to Reducer High Speed Shaft VP — Sizes 107-277**

Nominal Ratios	Unit Size																	
	107	117	127	137	147	157	167	177	187	197	207	217	227	237	247	257	267	277
<b>SINGLE REDUCTION</b>																		
<b>1.25</b>	572.7	1446	1728	3051	11398	9156	14417	23987	28308	58359	77675	116660	157158	...	...	...	...	...
<b>1.40</b>	498.6	1206	1523	2697	10883	8216	13068	21118	25326	52777	68295	100148	143373	...	...	...	...	...
<b>1.60</b>	414.7	1006	1321	2390	10205	7374	11296	18672	22632	45551	58922	88012	122776	...	...	...	...	...
<b>1.80</b>	359.7	838.2	1202	2180	9911	6531	10079	17217	20361	40615	53323	78089	108980	...	...	...	...	...
<b>2.00</b>	319.1	755.6	1121	1868	9580	5888	9609	16289	19485	36932	49789	74029	102514	...	...	...	...	...
<b>2.24</b>	284.3	650.7	996.7	1678	9187	5410	8618	14901	17621	33480	43988	65291	87749	...	...	...	...	...
<b>2.50</b>	244.8	547.1	901.7	1491	8796	4767	7727	13582	15698	30390	39536	58584	78904	...	...	...	...	...
<b>2.80</b>	213.2	479.6	814.8	1366	8511	4352	6923	12241	14363	26994	35501	52295	70748	...	...	...	...	...
<b>3.15</b>	189.3	415.0	730.2	1190	8339	3959	6157	11062	12749	24584	31740	46201	63113	...	...	...	...	...
<b>3.55</b>	160.0	361.8	658.6	1079	8103	2904	5556	8009	9863	22050	28200	37889	52355	...	...	...	...	...
<b>4.00</b>	139.4	271.7	473.6	817.4	1538	2661	5010	7305	8832	17357	22652	33133	46004	...	...	...	...	...
<b>4.50</b>	127.1	228.4	421.9	717.3	1372	2311	3395	5341	6898	15938	20126	30354	39824	...	...	...	...	...
<b>5.00</b>	114.3	232.9	388.0	659.4	1194	2665	3118	5014	6548	14378	18420	26569	36315	...	...	...	...	...
<b>DOUBLE REDUCTION</b>																		
<b>5.00</b>	...	...	...	...	...	...	...	6039	...	14915	...	33432	...	...	...	...	...	...
<b>5.60</b>	92.96	358.3	351.6	605.3	1174	2127	3466	5684	6450	13939	16502	30824	37601	68620	100630	140377	140377	316928
<b>6.30</b>	86.81	335.1	323.4	558.4	1097	1572	3447	5341	6123	13318	15406	29379	34298	63769	94438	131285	131285	294863
<b>7.10</b>	184.2	318.2	307.0	532.7	1014	1870	3114	4114	5949	9464	14629	22327	32494	61165	87897	125712	125712	281313
<b>8.00</b>	57.64	265.6	209.6	392.8	719.5	1352	2470	3945	4309	9007	10206	21020	24415	42331	68244	86399	86399	200441
<b>9.00</b>	54.68	255.0	196.7	369.0	680.7	1088	2461	3783	4154	8717	9693	20297	22761	40104	65197	81974	81974	190059
<b>10.0</b>	101.5	247.2	189.1	356.0	638.6	1229	2296	2629	4072	6236	9330	13552	21857	38909	61978	79261	79261	183684
<b>11.2</b>	40.17	215.9	130.6	259.8	435.8	849.5	1467	2539	2734	5987	6640	12889	14613	26603	41314	55105	55105	126924
<b>12.5</b>	38.59	210.4	123.9	247.6	417.4	711.5	4610	2452	2651	5829	6361	12521	13773	25449	39755	52847	52847	121417
<b>14.0</b>	63.60	206.4	120.0	240.9	397.3	785.6	3900	1785	2607	4254	6163	8611	13314	24829	38108	51463	51463	118034
<b>16.0</b>	25.07	189.9	91.12	160.1	308.2	562.5	1017	1740	1837	4132	4452	8307	9097	17225	26757	36263	36263	82240
<b>18.0</b>	24.28	187.2	87.66	154.0	298.6	495.8	1015	1696	1796	4054	4315	8139	8712	16633	25992	35133	35133	79631
<b>20.0</b>	36.83	185.2	85.64	150.6	288.1	531.6	976.2	1018	1774	1874	4218	4918	8502	16315	25183	34439	34439	78028
<b>22.4</b>	11.31	26.72	40.16	102.5	143.6	283.3	523.3	994.7	1044	1813	1974	4439	5178	9456	14335	19536	19536	41619
<b>25.0</b>	10.91	23.35	38.41	99.47	138.9	247.8	522.2	972.5	1023	1774	1905	4348	4660	9172	13938	18975	18975	40292
<b>28.0</b>	17.20	22.30	37.38	97.79	133.8	266.9	502.5	...	1012	...	1857	...	4546	9020	13518	18631	18631	39478
<b>TRIPLE REDUCTION</b>																		
<b>28.0</b>	...	...	...	...	...	...	...	564.6	...	1276	...	2830	...	...	...	...	...	...
<b>31.5</b>	8.891	18.16	28.58	51.33	95.86	177.2	330.3	553.4	698.5	1245	1327	2748	2952	5161	8557	11832	11832	28593
<b>35.0</b>	8.696	17.44	27.75	49.75	93.56	171.8	329.7	542.7	688.2	1225	1292	2702	2848	5017	8361	11551	11551	27887
<b>40.0</b>	8.492	16.91	27.27	48.88	91.07	169.3	327.9	537.2	682.8	1215	1267	2697	2790	4940	8153	11378	11378	27453
<b>45.0</b>	7.325	14.43	22.99	41.20	78.71	141.2	271.3	457.6	556.7	999.3	1040	2159	2247	4063	6798	9530	9530	22757
<b>50.0</b>	7.227	14.08	22.27	40.41	77.50	138.5	271.0	452.2	551.6	989.6	1022	2138	2199	3989	6701	9389	9389	22423
<b>56.0</b>	7.125	13.82	22.31	39.97	76.20	137.3	271.3	447.2	548.9	982.9	1010	2138	2173	3950	6599	9303	9303	22217
<b>63.0</b>	5.193	9.488	14.66	23.23	50.47	94.11	172.9	334.3	386.1	645.5	664.9	1217	1465	2599	4246	5982	5982	13711
<b>71.0</b>	5.145	9.326	14.29	22.86	49.88	92.75	172.8	331.5	383.4	640.8	656.6	1206	1441	2562	4197	5911	5911	13553
<b>80.0</b>	5.094	9.208	14.31	22.65	49.25	92.12	172.4	329.0	381.9	637.0	650.7	1199	1429	2543	4145	5868	5868	13455
<b>90.0</b>	4.778	8.748	13.08	20.66	44.85	84.07	155.9	307.5	345.6	576.3	586.1	1064	1328	2217	3745	5220	5220	12263
<b>100</b>	4.754	8.566	12.83	20.04	44.57	83.34	155.9	306.0	344.2	573.9	581.9	1058	1295	2199	3719	5185	5185	12182
<b>112</b>	4.729	8.502	12.76	19.93	44.26	83.01	155.4	305.9	343.5	572.8	581.9	1058	1288	2190	3692	5163	5163	12132
<b>125</b>	2.784	4.760	6.762	10.22	21.08	38.79	70.63	139.2	157.8	6477	6638	630.0	651.5	1201	1976	2819	2819	6414
<b>140</b>	2.771	4.665	6.593	9.885	20.92	38.43	70.59	138.5	157.1	6438	6569	627.2	634.4	1192	1964	2802	2802	6371
<b>160</b>	2.758	4.632	6.560	9.831	20.75	38.26	70.59	138.5	156.8	6420	6520	620.0	630.8	1187	1950	2791	2791	6344

Single Reduction Solid Low-Speed Shaft, Base Drive  
 Sizes 133 – 173 / Dimensions — Inches

For drives outfitted with a Smart Condition Monitoring System see catalog **SS1-001** for additional drive dimensional information.



Dimensions (in)

Drive Size★	Ratios	A	B	C	D	E	EE	F	FF	G	GA	GB	J	K	L	M	N*	O	Q
133	1.25-5.00	7.68	8.66	10.238	13.06	21.73	1.37	4.86	4.62	11.71	6.50	10.93	6.10	38.61	16.61	6.99	17.80	17.05	4.44
143	1.25-5.00	7.68	8.66	11.419	13.90	24.49	1.77	5.47	5.20	13.78	5.91	12.60	6.30	42.95	16.85	7.09	18.11	17.17	4.25
153	1.25-5.00	7.48	8.66	13.191	15.31	26.20	1.57	5.46	5.13	16.14	7.09	14.17	7.68	47.99	19.21	8.27	19.09	18.11	4.49
163	1.25-5.00	9.25	10.04	14.569	18.07	29.34	1.57	5.87	5.94	18.31	7.09	17.13	8.86	54.33	20.79	8.46	21.46	20.79	4.88
173	1.25-5.00	10.24	10.63	16.143	22.99	35.08	1.97	6.25	6.69	21.46	7.87	22.05	12.40	64.31	23.15	9.65	23.03	22.64	5.91

Drive Size★	Ratios	Low-Speed Shaft†						High-Speed Shaft†						U	V	W	XX	YY	Approx. Wt. lb.
		S*	SA	SB	SC	SE	SF	T*	TA	TB	TC	TE	TF						
133	1.25-3.55	5.1181m6	5.39	1.26	7.09	M24	1.97	3.9370m6	4.17	1.10	7.09	M24	1.97	0.94	11.02	42.59	18.11	17.44	1854
	3.1496m6							3.34	0.87	M20		1.65							
143	1.25-3.55	5.5118m6	5.82	1.42	8.66	M30	2.36	4.3307m6	4.56	1.10	7.09	M24	1.97	0.94	12.40	47.36	18.58	17.64	2480
	3.5433m6							3.73	0.98	M24		1.97							
153	1.25-3.15	5.9055m6	6.21	1.42	7.87	M30	2.36	5.1181m6	5.39	1.26	7.09	M24	1.97	1.10	13.19	52.52	19.65	18.74	3171
	4.1338m6							4.36	1.10										
163	1.25-4.00	7.0866m6	7.47	1.77	8.66	M30	2.36	5.5118m6	5.82	1.42	8.66	M30	2.36	1.38	14.76	59.45	22.17	21.93	4623
	3.9370m6							4.17	1.10	M24		1.97							
173	1.25-3.15	7.6772m6	8.06	1.77	9.84	M30	2.36	6.6929m6	7.04	1.57	8.86	M30	2.36	1.38	17.72	70.59	24.09	23.27	6777
	4.7244m6							4.99	1.26	M24		1.97							

★ Drawings are representative of this series of drives and do not agree in exact detail for all sizes. Gear drives are for horizontal, floor-mounted operation unless specifically stated otherwise. Consult the Factory for other mountings. Dimensions are for reference only and are subject to change without notice unless certified.

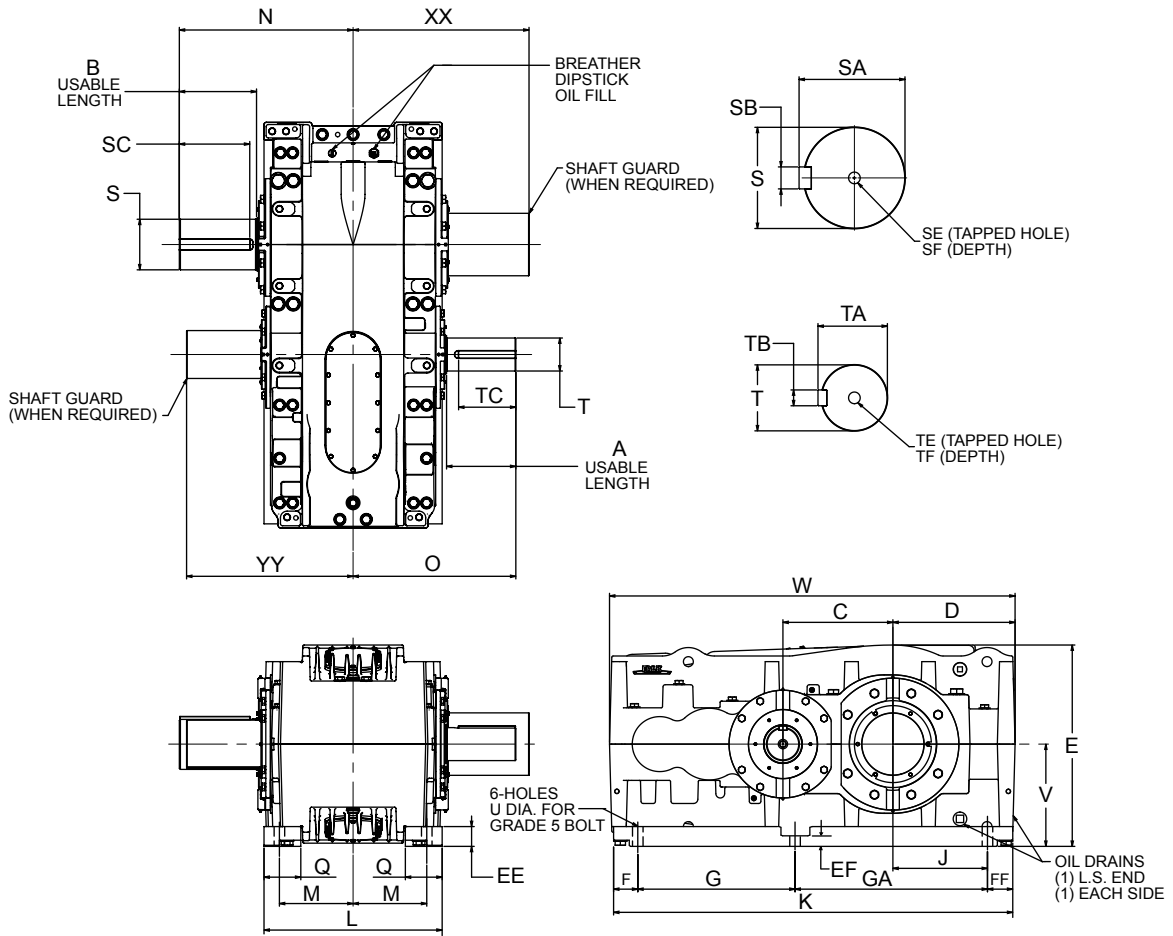
† Key Sizes per ISO/R773-1969, Form B. Tapped center hole to DIN 332, threads 6H.

\* See table on page 19 for tolerance.

● Single low-speed shaft extension is standard; double extension is special.

Single Reduction Solid Low-Speed Shaft, Base Drive  
 Sizes 193 – 223 / Dimensions — Inches

For drives outfitted with a Smart Condition Monitoring System see catalog **SS1-001** for additional drive dimensional information.



Dimensions (in)

Drive Size★	Ratios	A	B	C	D	E	EE	EF	F	FF	G	GA	J	K	L	M	N*	O	Q
193	1.25-5.00	11.81	13.78	18.112	23.44	36.04	3.54	2.17	4.29	4.53	28.15	34.45	18.50	71.42	31.89	13.19	31.10	29.13	6.59
203	1.25-5.00	11.81	13.78	19.687	21.87	36.04	3.54	2.17	4.29	4.53	28.15	34.45	16.93	71.42	31.89	13.19	31.10	29.13	6.59
213	1.25-5.00	13.78	16.14	21.261	27.55	42.67	4.53	2.95	5.28	6.18	32.68	39.57	20.87	83.70	35.43	14.76	35.24	33.27	6.80
223	1.25-5.00	13.78	16.14	23.230	25.58	42.67	4.53	2.95	5.28	6.18	32.68	39.57	18.90	83.70	35.43	14.76	35.24	33.27	6.80

Drive Size★	Ratios	Low-Speed Shaft†							High-Speed Shaft†						U	V	W	XX	YY	Approx. Wt. lb.
		S*	SA	SB	SC	SE	SF	T*	TA	TB	TC	TE	TF							
193	1.25-3.55	9.0551m6	9.48	1.97	12.60	M30	2.36	7.0866m6	7.47	1.77	10.24	M30	2.36	1.89	18.31	72.60	31.50	29.81	9180	
	5.9055m6							6.21	1.42											
203	1.25-3.55	9.0551m6	9.48	1.97	12.60	M30	2.36	7.0866m6	7.47	1.77	10.24	M30	2.36	1.89	18.31	72.60	31.50	29.81	9528	
	5.9055m6							6.21	1.42											
213	1.25-3.15	10.6299m6	11.09	2.48	14.17	M30	2.36	8.0709m6	8.50	1.97	12.20	M30	2.36	2.17	21.65	85.79	35.69	33.68	14031	
	7.0866m6							7.47	1.77											
223	1.25-3.15	10.6299m6	11.09	2.48	14.17	M30	2.36	8.0709m6	8.50	1.97	12.20	M30	2.36	2.17	21.65	85.79	35.69	33.68	14629	
	7.0866m6							7.47	1.77											

★ Drawings are representative of this series of drives and do not agree in exact detail for all sizes. Gear drives are for horizontal, floor-mounted operation unless specifically stated otherwise. Consult the Factory for other mountings. Dimensions are for reference only and are subject to change without notice unless certified.

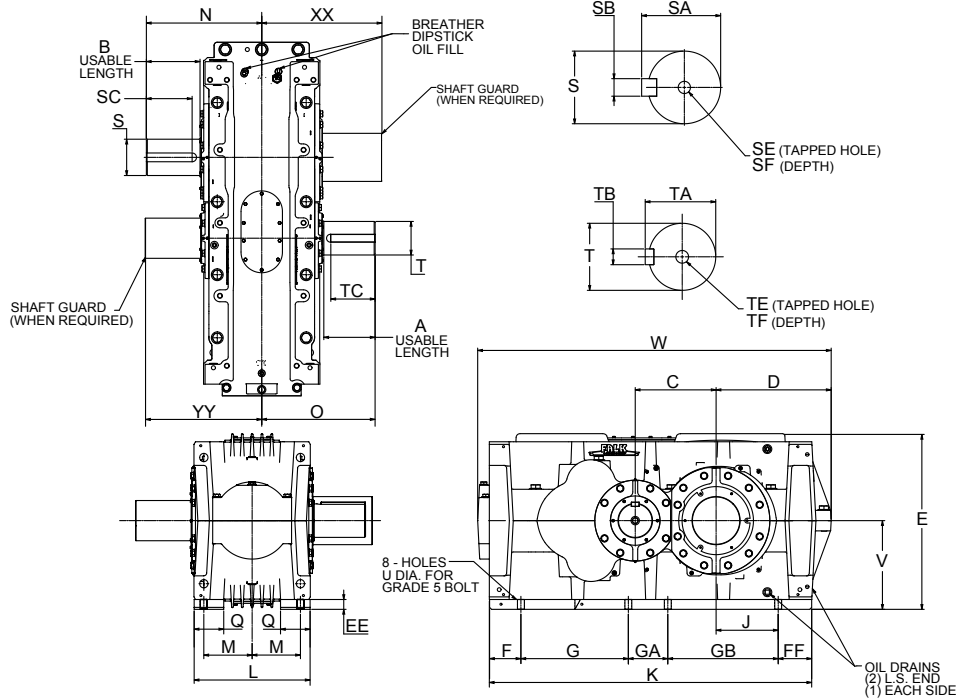
† Key Sizes per ISO/R773-1969, Form B. Tapped center hole to DIN 332, threads 6H.

\* See table on page 19 for tolerance.

● Single low-speed shaft extension is standard; double extension is special.

Single Reduction Solid Low-Speed Shaft, Base Drive  
 Sizes 107 – 187 / Dimensions — Inches

For drives outfitted with a Smart Condition Monitoring System see catalog **SS1-001** for additional drive dimensional information.



Dimensions (in)

Drive Size★	Ratios	A	B	C	D	E	EE	F	FF	G	GA	GB	J	K	L	M	N*	O	Q
107	1.25-5.00	4.92	5.91	7.285	10.27	16.51	0.98	4.37	4.37	7.87	3.94	7.87	3.94	28.43	12.68	4.92	12.80	12.01	3.07
117	1.25-5.00	4.92	6.10	8.269	11.25	18.25	0.98	4.53	4.53	9.06	4.72	9.06	4.72	31.89	14.33	5.91	13.98	12.99	3.62
127	1.25-5.00	6.30	7.09	9.254	12.02	20.55	0.98	4.72	4.13	10.63	5.91	9.96	5.67	35.35	16.14	6.50	15.67	14.76	4.00
137	1.25-5.00	7.68	8.66	10.238	13.06	21.73	1.37	4.86	4.62	11.71	6.50	10.93	6.10	38.61	16.61	6.99	17.80	17.05	4.44
147	1.25-5.00	7.68	8.66	11.419	13.91	24.49	1.77	5.47	5.20	13.78	5.91	12.60	6.30	42.95	16.85	7.09	18.11	17.17	4.25
157	1.25-5.00	7.48	8.66	13.191	15.32	26.20	1.57	5.46	5.13	16.14	7.09	14.17	7.68	47.99	19.21	8.27	19.09	18.11	4.49
167	1.25-5.00	9.25	10.04	14.569	18.07	29.34	1.57	5.87	5.94	18.31	7.09	17.13	8.86	54.33	20.79	8.46	21.46	20.79	4.88
177	1.25-5.00	10.24	10.63	16.143	22.98	35.08	1.97	6.25	6.69	21.46	7.87	22.05	12.40	64.31	23.15	9.65	23.03	22.64	5.91
187	1.25-5.00	10.24	10.63	17.128	21.99	35.08	1.97	6.25	6.69	21.46	7.87	22.05	11.42	64.31	23.15	9.65	23.03	22.64	5.91

Drive Size★	Ratios	Low-Speed Shaft†							High-Speed Shaft†						U	V	W	XX	YY	Approx. Wt. lb.
		S*	SA	SB	SC	SE	SF	T*	TA	TB	TC	TE	TF							
107	1.25-3.55							2.3622m6	2.51	0.71		M20	1.65	0.57	8.35	32.17	13.15	12.31	733	
	4.00-5.00	3.9370m6	4.17	1.10	4.92	M24	1.97	1.8898k6	2.02	0.55	4.33	M16	1.42							
117	1.25-3.55							2.7559m6	2.93	0.79		M20	1.65	0.73	9.29	36.11	14.37	13.29	1027	
	4.00-5.00	4.3307m6	4.56	1.10	5.51	M24	1.97	2.1654m6	2.32	0.63	4.33	M20	1.65							
127	1.25-3.55							3.3465m6	3.54	0.87		M20	1.65	0.73	10.43	38.87	16.11	15.08	1396	
	4.00-5.00	4.1339m6	4.36	1.10	6.30	M24	1.97	2.9528m6	3.12	0.79	5.51	M20	1.65							
137	1.25-3.55							3.9370m6	4.17	1.10		M24	1.97	0.94	11.02	42.59	18.11	17.41	1854	
	4.00-5.00	5.1181m6	5.39	1.26	7.09	M24	1.97	3.1496m6	3.34	0.87	7.09	M20	1.65							
147	1.25-3.55							4.3307m6	4.56	1.10		M24	1.97	0.94	12.40	47.37	18.57	17.62	2480	
	4.00-5.00	5.5118m6	5.82	1.42	8.66	M30	2.36	3.5433m6	3.73	0.98	7.09	M24	1.97							
157	1.25-3.15							5.1181m6	5.39	1.26		M24	1.97	1.10	13.19	52.52	19.64	18.72	3171	
	3.55-5.00	5.9055m6	6.21	1.42	7.87	M30	2.36	4.1338m6	4.36	1.10	7.09	M24	1.97							
167	1.25-4.00							5.5118m6	5.82	1.42		M30	2.36	1.38	14.76	59.46	22.17	21.94	4623	
	4.50-5.00	7.0866m6	7.47	1.77	8.66	M30	2.36	3.9370m6	4.17	1.10	8.66	M24	1.97							
177	1.25-3.15							6.6929m6	7.04	1.57		M30	2.36	1.38	17.72	70.58	24.07	23.27	6777	
	3.55-5.00	7.6772m6	8.06	1.77	9.84	M30	2.36	4.7244m6	4.99	1.26	8.86	M24	1.97							
187	1.25-3.15							6.6929m6	7.04	1.57		M30	2.36	1.38	17.72	70.58	24.07	23.27	6999	
	3.55-5.00	7.6772m6	8.06	1.77	9.84	M30	2.36	4.7244m6	4.99	1.26	8.86	M24	1.97							

★ Drawings are representative of this series of drives and do not agree in exact detail for all sizes. Gear drives are for horizontal, floor-mounted operation unless specifically stated otherwise. Consult the Factory for other mountings. Dimensions are for reference only and are subject to change without notice unless certified.

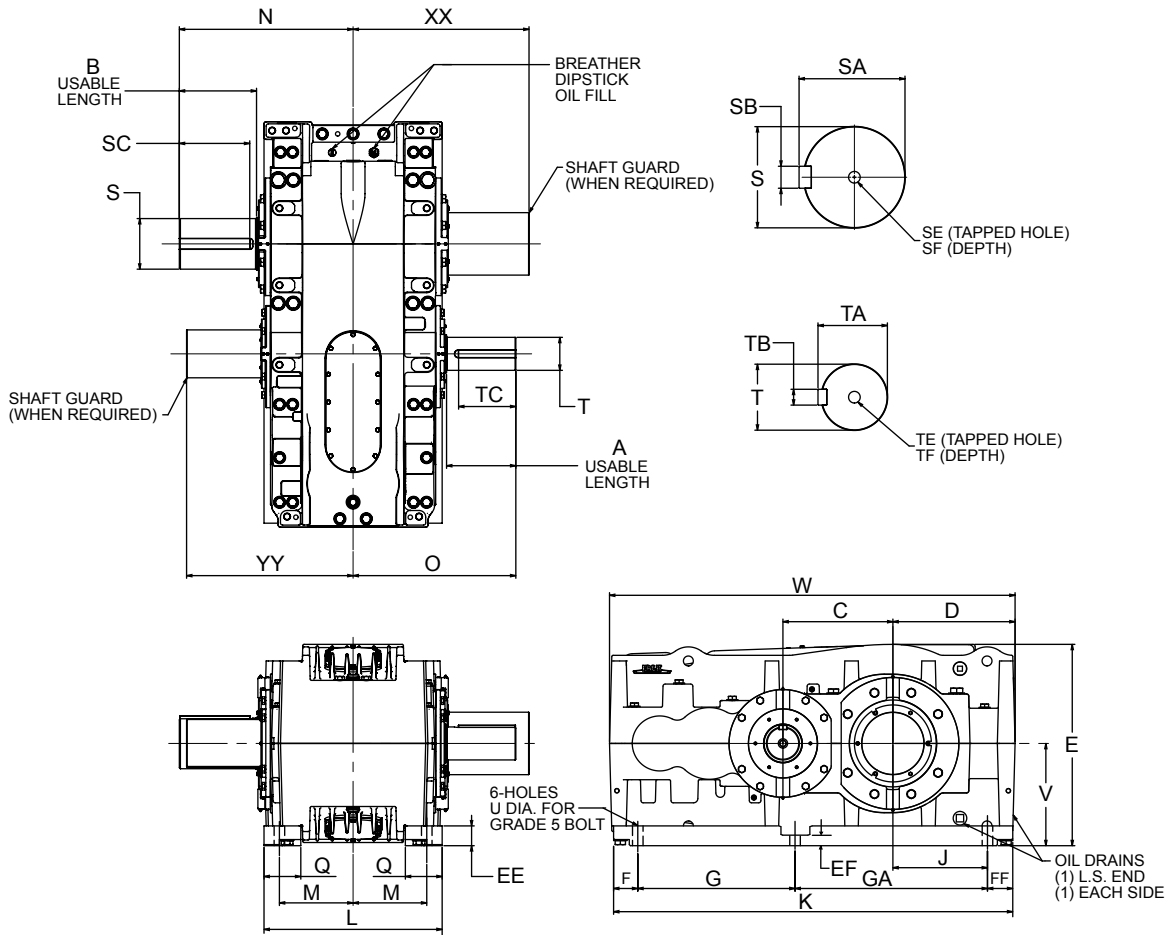
† Key Sizes per ISO/R773-1969, Form B. Tapped center hole to DIN 332, threads 6H.

\* See table on page 19 for tolerance.

● Single low-speed shaft extension is standard; double extension is special.

Single Reduction Solid Low-Speed Shaft, Base Drive  
 Sizes 197 – 227 / Dimensions — Inches

For drives outfitted with a Smart Condition Monitoring System see catalog **SS1-001** for additional drive dimensional information.



Dimensions (in)

Drive Size★	Ratios	A	B	C	D	E	EE	EF	F	FF	G	GA	J	K	L	M	N*	O	Q
197	1.25-5.00	11.81	13.78	18.112	23.44	36.04	3.54	2.17	4.29	4.53	28.15	34.45	18.50	71.42	31.89	13.19	31.10	29.13	6.59
207	1.25-5.00	11.81	13.78	19.687	21.87	36.04	3.54	2.17	4.29	4.53	28.15	34.45	16.93	71.42	31.89	13.19	31.10	29.13	6.59
217	1.25-5.00	13.78	16.14	21.261	27.55	42.67	4.53	2.95	5.28	6.18	32.68	39.57	20.87	83.70	35.43	14.76	35.24	33.27	6.80
227	1.25-5.00	13.78	16.14	23.230	25.58	42.67	4.53	2.95	5.28	6.18	32.68	39.57	18.90	83.70	35.43	14.76	35.24	33.27	6.80

Drive Size★	Ratios	Low-Speed Shaft†						High-Speed Shaft†						U	V	W	XX	YY	Approx. Wt. lb.
		S*	SA	SB	SC	SE	SF	T*	TA	TB	TC	TE	TF						
197	1.25-3.55							7.0866m6	7.47	1.77	10.24	M30	2.36	1.89	18.31	72.60	31.50	29.81	9180
	4.00-5.00	9.0551m6	9.48	1.97	12.60	M30	2.36	5.9055m6	6.21	1.42									
207	1.25-3.55							7.0866m6	7.47	1.77	10.24	M30	2.36	1.89	18.31	72.60	31.50	29.81	9528
	4.00-5.00	9.0551m6	9.48	1.97	12.60	M30	2.36	5.9055m6	6.21	1.42									
217	1.25-3.15							8.0709m6	8.50	1.97	12.20	M30	2.36	2.17	21.65	85.79	35.69	33.68	14031
	3.55-5.00	10.6299m6	11.09	2.48	14.17	M30	2.36	7.0866m6	7.47	1.77									
227	1.25-3.15							8.0709m6	8.50	1.97	12.20	M30	2.36	2.17	21.65	85.79	35.69	33.68	14629
	3.55-5.00	10.6299m6	11.09	2.48	14.17	M30	2.36	7.0866m6	7.47	1.77									

★ Drawings are representative of this series of drives and do not agree in exact detail for all sizes. Gear drives are for horizontal, floor-mounted operation unless specifically stated otherwise. Consult the Factory for other mountings. Dimensions are for reference only and are subject to change without notice unless certified.

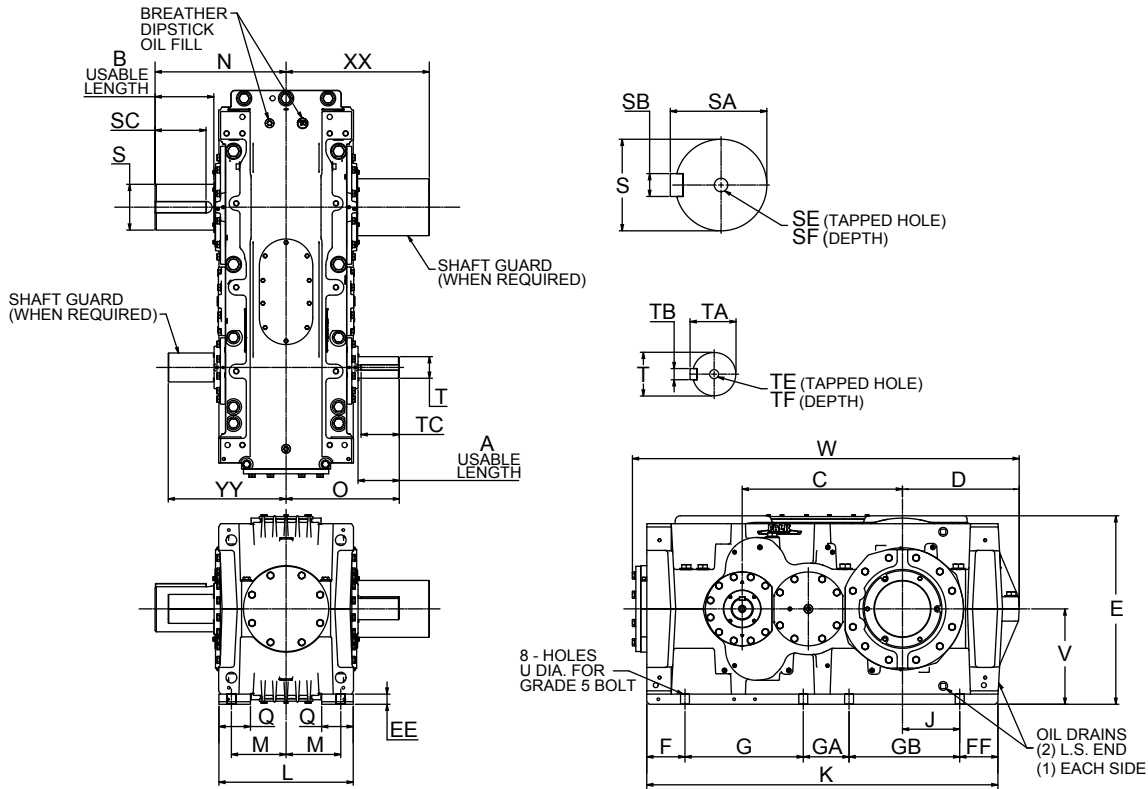
† Key Sizes per ISO/R773-1969, Form B. Tapped center hole to DIN 332, threads 6H.

\* See table on page 19 for tolerance.

● Single low-speed shaft extension is standard; double extension is special.

Double Reduction Solid Low-Speed Shaft, Base Drive  
 Sizes 133 – 173 / Dimensions — Inches

For drives outfitted with a Smart Condition Monitoring System see catalog **SS1-001** for additional drive dimensional information.



Dimensions (in)

Drive Size★	Ratios	A	B	C	D	E	EE	F	FF	G	GA	GB	J	K	L	M	N*	O	Q
133	5.60-28.0	3.94	7.48	16.932	13.06	21.73	1.37	4.86	4.62	11.71	6.50	10.93	6.10	38.61	16.61	6.99	16.61	13.07	4.44
143	5.60-28.0	4.92	7.48	19.098	13.90	24.49	1.77	5.47	5.20	13.78	5.91	12.60	6.30	42.95	16.85	7.09	16.93	14.33	4.25
153	5.60-28.0	5.12	7.48	22.050	15.31	26.20	1.57	5.46	5.13	16.14	7.09	14.17	7.68	47.99	19.21	8.27	17.91	15.55	4.49
163	5.60-28.0	6.10	8.86	24.806	18.07	29.34	1.57	5.87	5.94	18.31	7.09	17.13	8.86	54.33	20.79	8.46	20.28	17.52	4.88
173	5.00-25.0	6.30	10.63	27.562	22.99	35.08	1.97	6.25	6.69	21.46	7.87	22.05	12.40	64.31	23.15	9.65	23.03	18.70	5.91

Drive Size★	Ratios	Low-Speed Shaft†							High-Speed Shaft†						U	V	W	XX	YY	Approx. Wt. lb.
		S*	SA	SB	SC	SE	SF	T*	TA	TB	TC	TE	TF							
133	5.60-20.0	5.1181m6	5.39	1.26	7.09	M24	1.97	2.2047m6	2.36	0.63	3.94	M20	1.65	0.94	11.02	43.35	16.99	13.46	1755	
	1.6535k6							1.77	0.47	M16		1.42								
143	5.60-20.0	5.5118m6	5.82	1.42	7.09	M30	2.36	2.5591m6	2.71	0.71	4.53	M20	1.65	0.94	12.40	48.11	17.32	14.80	2295	
	1.7717k6							1.90	0.55	M16		1.42								
153	5.60-20.0	6.2992m6	6.65	1.57	7.09	M30	2.36	2.9528m6	3.12	0.79	4.92	M20	1.65	1.10	13.19	52.72	18.55	16.26	3115	
	2.1654m6							2.32	0.63											
163	5.60-20.0	7.0866m6	7.47	1.77	7.87	M30	2.36	3.3465m6	3.54	0.87	5.91	M20	1.65	1.38	14.76	59.88	22.17	18.23	4332	
	2.5591m6							2.71	0.71											
173	5.00-18.0	7.6772m6	8.06	1.77	9.84	M30	2.36	3.7402m6	3.93	0.98	6.10	M24	1.97	1.38	17.72	71.46	24.09	19.33	6355	
	2.9528m6							3.12	0.79	M20		1.65								

★ Drawings are representative of this series of drives and do not agree in exact detail for all sizes. Gear drives are for horizontal, floor-mounted operation unless specifically stated otherwise. Consult the Factory for other mountings. Dimensions are for reference only and are subject to change without notice unless certified.

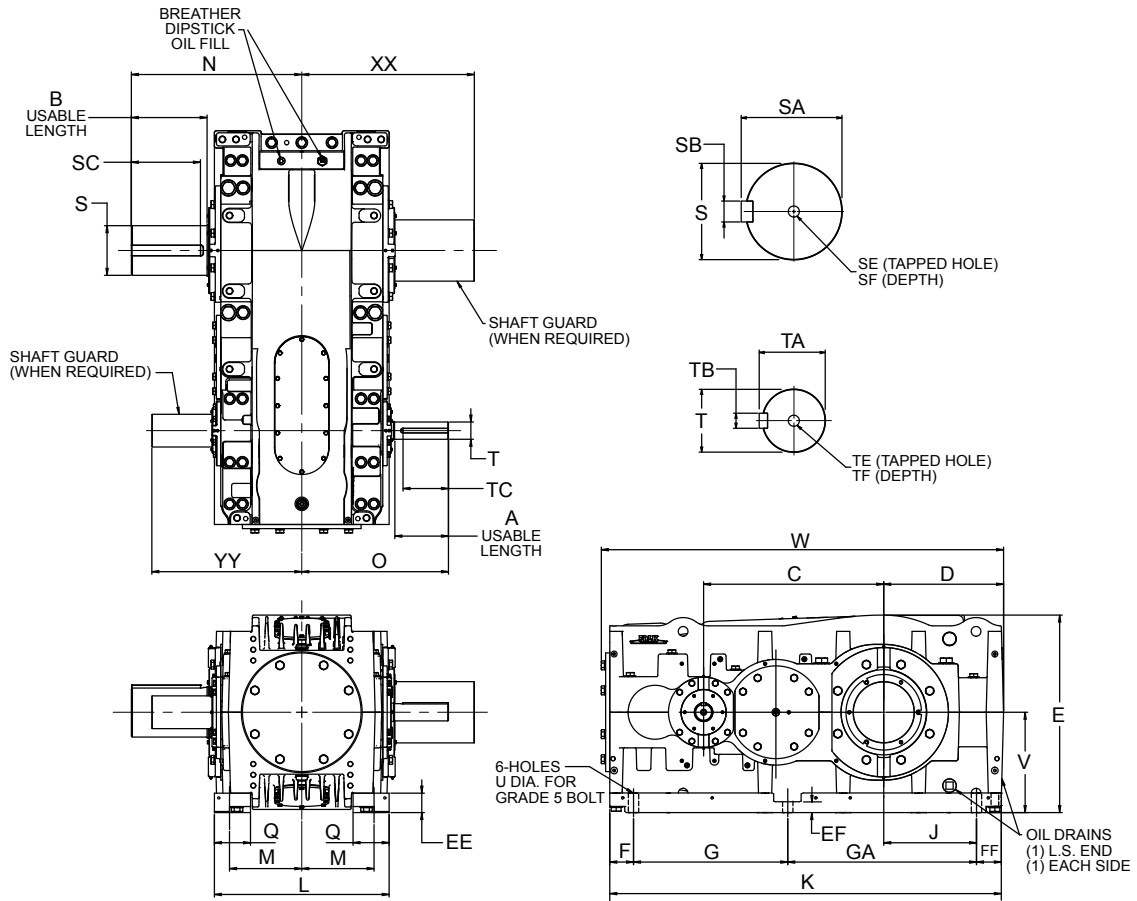
† Key Sizes per ISO/R773-1969, Form B. Tapped center hole to DIN 332, threads 6H.

\* See table on page 19 for tolerance.

● Single low-speed shaft extension is standard; double extension is special.

Double Reduction Solid Low-Speed Shaft, Base Drive  
 Sizes 193 – 223 / Dimensions — Inches

For drives outfitted with a Smart Condition Monitoring System see catalog **SS1-001** for additional drive dimensional information.



Dimensions (in)

Drive Size★	Ratios	A	B	C	D	E	EE	EF	F	FF	G	GA	J	K	L	M	N•	O	Q
193	5.00-25.0	9.45	13.78	31.302	23.44	36.04	3.54	2.17	4.29	4.53	28.15	34.45	18.50	71.42	31.89	13.19	31.10	26.77	6.59
	20.0-25.0	9.45	13.78	32.877	21.87	36.04	3.54	2.17	4.29	4.53	28.15	34.45	16.93	71.42	31.89	13.19	31.10	26.77	6.59
203	5.60-28.0	9.45	13.78	32.877	21.87	36.04	3.54	2.17	4.29	4.53	28.15	34.45	16.93	71.42	31.89	13.19	31.10	26.77	6.59
	22.4-28.0	10.63	16.14	36.617	27.55	42.67	4.53	2.95	5.28	6.18	32.68	39.57	20.87	83.70	35.43	14.76	35.24	30.12	6.80
213	5.00-25.0	10.63	16.14	36.617	27.55	42.67	4.53	2.95	5.28	6.18	32.68	39.57	20.87	83.70	35.43	14.76	35.24	30.12	6.80
	20.0-25.0	10.63	16.14	38.586	25.58	42.67	4.53	2.95	5.28	6.18	32.68	39.57	18.90	83.70	35.43	14.76	35.24	30.12	6.80

Drive Size★	Ratios	Low-Speed Shaft†						High-Speed Shaft†						U	V	W	XX	YY	Approx. Wt. lb.
		S*	SA	SB	SC	SE	SF	T*	TA	TB	TC	TE	TF						
193	5.00-18.0	9.0551m6	9.48	1.97	12.60	M30	2.36	4.7244m6	4.99	1.26	8.66	M24	1.97	1.89	18.31	73.42	31.50	27.37	10105
	3.1496m6							3.34	0.87	8.27	M20	1.65							
203	5.60-20.0	9.0551m6	9.48	1.97	12.60	M30	2.36	4.7244m6	4.99	1.26	8.66	M24	1.97	1.89	18.31	73.42	31.50	27.37	10508
	3.1496m6							3.34	0.87	8.27	M20	1.65							
213	5.00-18.0	10.6299m6	11.09	2.48	14.17	M30	2.36	5.5118m6	5.82	1.42	9.06	M30	2.36	2.17	21.65	85.79	35.69	30.59	14319
	3.9370m6							4.17	1.10	M24		1.97							
223	5.60-20.0	10.6299m6	11.09	2.48	14.17	M30	2.36	5.5118m6	5.82	1.42	9.06	M30	2.36	2.17	21.65	85.79	35.69	30.59	15124
	3.9370m6							4.17	1.10	M24		1.97							

★ Drawings are representative of this series of drives and do not agree in exact detail for all sizes. Gear drives are for horizontal, floor-mounted operation unless specifically stated otherwise. Consult the Factory for other mountings. Dimensions are for reference only and are subject to change without notice unless certified.

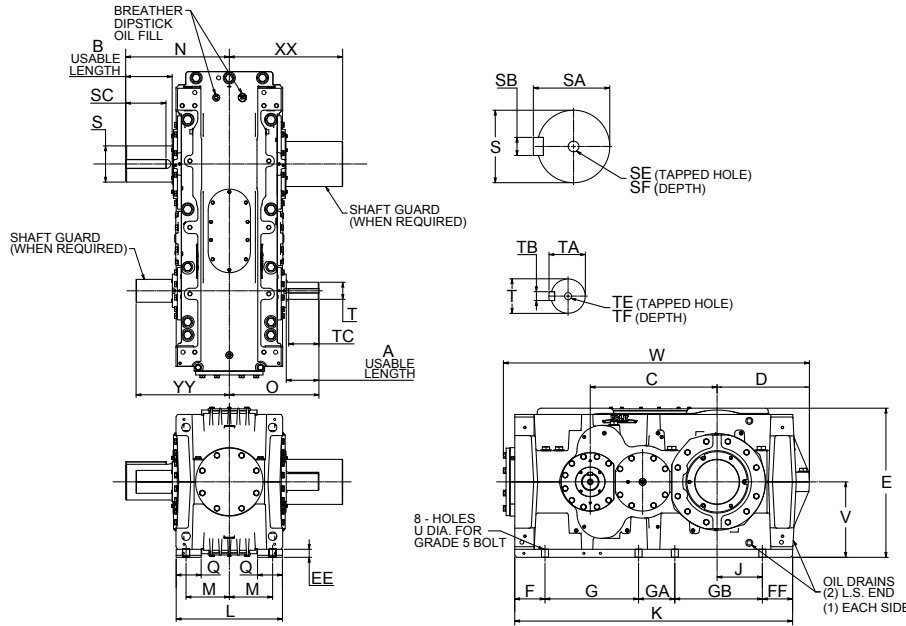
† Key Sizes per ISO/R773-1969, Form B. Tapped center hole to DIN 332, threads 6H.

\* See table on page 19 for tolerance.

● Single low-speed shaft extension is standard; double extension is special.

Double Reduction Solid Low-Speed Shaft, Base Drive  
 Sizes 107 – 187 / Dimensions — Inches

For drives outfitted with a Smart Condition Monitoring System see catalog **SS1-001** for additional drive dimensional information.



Dimensions (in)

Drive Size★	Ratios	A	B	C	D	E	EE	F	FF	G	GA	GB	J	K	L	M	N•	O	Q
107	5.60-28.0	3.94	4.72	11.814	10.27	16.51	0.98	4.37	4.37	7.87	3.94	7.87	3.94	28.43	12.68	4.92	11.61	10.83	3.07
117	5.60-28.0	3.94	6.10	13.389	11.25	18.25	0.98	4.53	4.53	9.06	4.72	9.06	4.72	31.89	14.33	5.91	13.98	11.79	3.62
127	5.60-28.0	3.94	6.10	15.161	12.02	20.55	0.98	4.72	4.13	10.63	5.91	9.96	5.67	35.35	16.14	6.50	14.69	12.52	4.00
137	5.60-28.0	3.94	7.48	16.932	13.06	21.73	1.37	4.86	4.62	11.71	6.50	10.93	6.10	38.61	16.61	6.99	16.61	13.07	4.44
147	5.60-28.0	4.92	7.48	19.098	13.91	24.49	1.77	5.47	5.20	13.78	5.91	12.60	6.30	42.95	16.85	7.09	16.93	14.33	4.25
157	5.60-28.0	5.12	7.48	22.050	15.32	26.20	1.57	5.46	5.13	16.14	7.09	14.17	7.68	47.99	19.21	8.27	17.91	15.55	4.49
167	5.60-28.0	6.10	8.86	24.806	18.07	29.34	1.57	5.87	5.94	18.31	7.09	17.13	8.86	54.33	20.79	8.46	20.28	17.52	4.88
177	5.00-25.0	6.30	10.63	27.562	22.98	35.08	1.97	6.25	6.69	21.46	7.87	22.05	12.40	64.31	23.15	9.65	23.03	18.70	5.91
187	5.60-28.0	6.30	10.63	28.546	21.99	35.08	1.97	6.25	6.69	21.46	7.87	22.05	11.42	64.31	23.15	9.65	23.03	18.70	5.91

Drive Size★	Ratios	Low-Speed Shaft†						High-Speed Shaft†						U	V	W	XX	YY	Approx. Wt. lb.
		S*	SA	SB	SC	SE	SF	T*	TA	TB	TC	TE	TF						
107	5.6-20.0	3.9370m6	4.17	1.10	4.33	M24	1.97	1.6535k6	1.77	0.47	3.94	M16	1.42	0.57	8.35	32.17	12.01	11.11	725
	1.1024j6							1.21	0.31	M10		0.87							
117	5.6-20.0	4.3307m6	4.56	1.10	5.51	M24	1.97	1.6535k6	1.77	0.47	3.94	M16	1.42	0.73	9.29	36.10	14.37	12.13	1039
	1.3780k6							1.49	0.39	M12		1.10							
127	5.60-20.0	4.7244m6	4.99	1.26	5.51	M24	1.97	2.0472m6	2.20	0.63	3.94	M20	1.65	0.73	10.43	39.64	14.98	12.88	1360
	1.3780k6							1.49	0.39	M12		1.10							
137	5.60-20.0	5.1181m6	5.39	1.26	7.09	M24	1.97	2.2047m6	2.36	0.63	3.94	M20	1.65	0.94	11.02	43.34	16.99	13.49	1755
	1.6535k6							1.77	0.47	M16		1.42							
147	5.60-20.0	5.5118m6	5.82	1.42	7.09	M30	2.36	2.5591m6	2.71	0.71	4.53	M20	1.65	0.94	12.40	48.11	17.31	14.81	2295
	1.7717k6							1.90	0.55	M16		1.42							
157	5.60-20.0	6.2992m6	6.65	1.57	7.09	M30	2.36	2.9528m6	3.12	0.79	4.92	M20	1.65	1.10	13.19	52.70	18.55	16.60	3115
	2.1654m6							2.32	0.63										
167	5.60-20.0	7.0866m6	7.47	1.77	7.87	M30	2.36	3.3465m6	3.54	0.87	5.91	M20	1.65	1.38	14.76	59.87	22.17	18.24	4332
	2.5591m6							2.71	0.71										
177	5.00-18.0	7.6772m6	8.06	1.77	9.84	M30	2.36	3.7402m6	3.93	0.98	6.10	M24	1.97	1.38	17.72	71.46	24.07	19.31	6355
	2.9528m6							3.12	0.79	M20		1.65							
187	5.60-20.0	7.6772m6	8.06	1.77	9.84	M30	2.36	3.7402m6	3.93	0.98	6.10	M24	1.97	1.38	17.72	71.46	24.07	19.31	6351
	2.9528m6							3.12	0.79	M20		1.65							

★ Drawings are representative of this series of drives and do not agree in exact detail for all sizes. Gear drives are for horizontal, floor-mounted operation unless specifically stated otherwise. Consult the Factory for other mountings. Dimensions are for reference only and are subject to change without notice unless certified.

† Key Sizes per ISO/R773-1969, Form B. Tapped center hole to DIN 332, threads 6H.

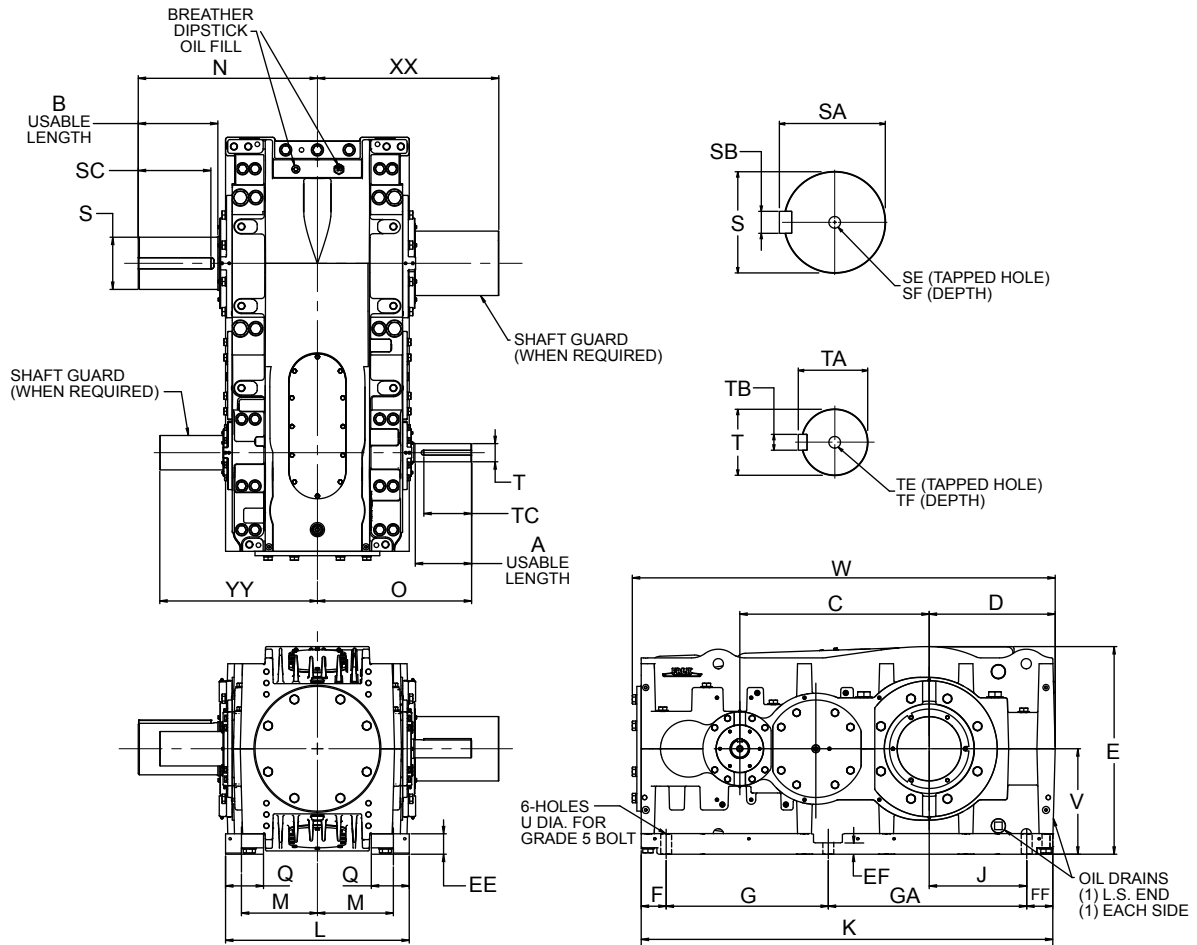
\* See table on page 19 for tolerance.

● Single low-speed shaft extension is standard; double extension is special.

# Double Reduction Solid Low-Speed Shaft, Base Drive

Sizes 197 – 227 / Dimensions — Inches

For drives outfitted with a Smart Condition Monitoring System see catalog **SS1-001** for additional drive dimensional information.



## Dimensions (in)

Drive Size★	Ratios	A	B	C	D	E	EE	EF	F	FF	G	GA	J	K	L	M	N•	O	Q
197	5.00-25.0	9.45	13.78	31.302	23.44	36.04	3.54	2.17	4.29	4.53	28.15	34.45	18.50	71.42	31.89	13.19	31.10	26.77	6.59
207	5.60-28.0	9.45	13.78	32.877	21.87	36.04	3.54	2.17	4.29	4.53	28.15	34.45	16.93	71.42	31.89	13.19	31.10	26.77	6.59
217	5.00-25.0	10.63	16.14	36.617	27.55	42.67	4.53	2.95	5.28	6.18	32.68	39.57	20.87	83.70	35.43	14.76	35.24	30.12	6.80
227	5.60-28.0	10.63	16.14	38.586	25.58	42.67	4.53	2.95	5.28	6.18	32.68	39.57	18.90	83.70	35.43	14.76	35.24	30.12	6.80

Drive Size★	Ratios	Low-Speed Shaft†						High-Speed Shaft†						U	V	W	XX	YY	Approx. Wt. lb.
		S*	SA	SB	SC	SE	SF	T*	TA	TB	TC	TE	TF						
197	5.00-18.0	9.0551m6	9.48	1.97	12.60	M30	2.36	4.7244m6	4.99	1.26	8.66	M24	1.97	1.89	18.31	73.42	31.50	27.37	10105
	3.1496m6							3.34	0.87	8.27	M20	1.65							
207	5.60-20.0	9.0551m6	9.48	1.97	12.60	M30	2.36	4.7244m6	4.99	1.26	8.66	M24	1.97	1.89	18.31	73.42	31.50	27.37	10508
	3.1496m6							3.34	0.87	8.27	M20	1.65							
217	5.00-18.0	10.6299m6	11.09	2.48	14.17	M30	2.36	5.5118m6	5.82	1.42	9.06	M30	2.36	2.17	21.65	85.79	35.69	30.59	14319
	3.9370m6							4.17	1.10	M24		1.97							
227	5.60-20.0	10.6299m6	11.09	2.48	14.17	M30	2.36	5.5118m6	5.82	1.42	9.06	M30	2.36	2.17	21.65	85.79	35.69	30.59	15124
	3.9370m6							4.17	1.10	M24		1.97							

★ Drawings are representative of this series of drives and do not agree in exact detail for all sizes. Gear drives are for horizontal, floor-mounted operation unless specifically stated otherwise. Consult the Factory for other mountings. Dimensions are for reference only and are subject to change without notice unless certified.

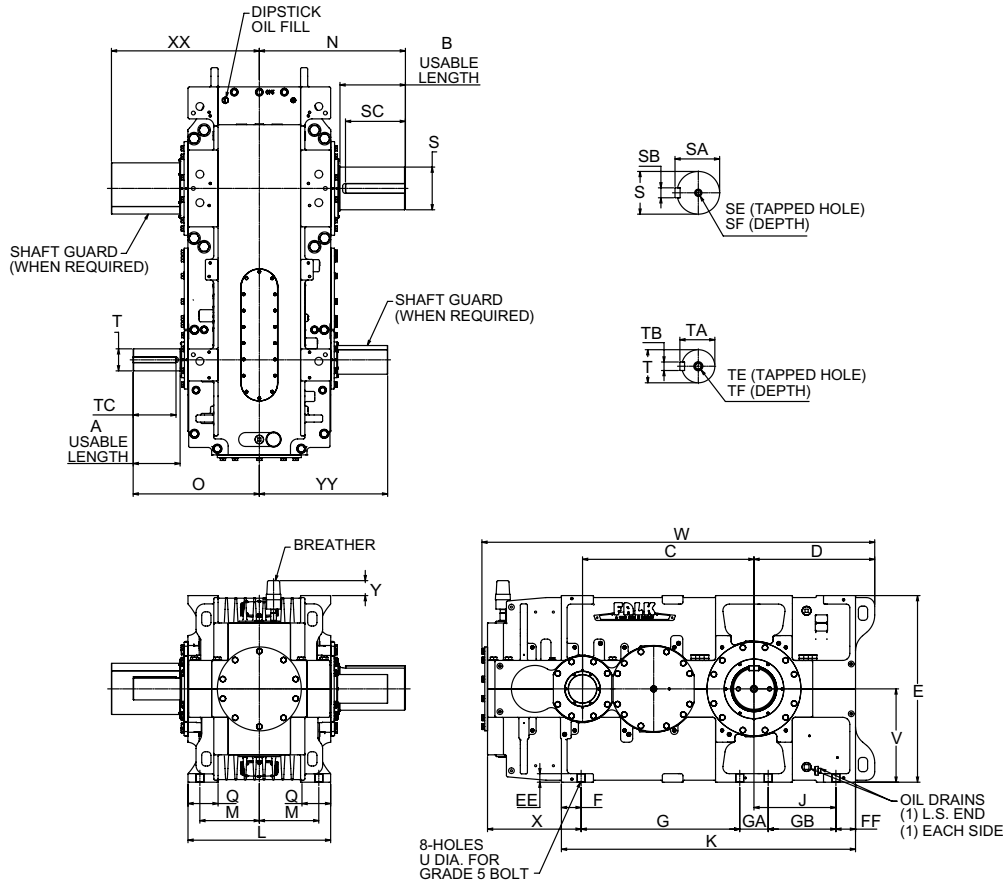
† Key Sizes per ISO/R773-1969, Form B. Tapped center hole to DIN 332, threads 6H.

\* See table on page 19 for tolerance.

● Single low-speed shaft extension is standard; double extension is special.

Double Reduction Solid Low-Speed Shaft, Base Drive  
 Sizes 243 – 273 / Dimensions — Inches

For drives outfitted with a Smart Condition Monitoring System see catalog **SS1-001** for additional drive dimensional information.



Dimensions (in)

Drive Size★	Ratios	A	B	C	D	E	EE	F	FF	G	GA	GB	J	K	L	M	N•	O	Q
243	5.60-28.0	12.99	18.11	47.44	33.43	51.65	2.36	5.45	5.43	43.90	7.87	18.74	22.68	81.40	39.49	16.46	40.43	34.92	8.33
253	5.60-28.0	14.17	19.49	50.40	35.83	55.12	2.44	5.83	5.83	45.39	9.84	19.76	24.69	86.65	41.61	17.52	43.31	37.40	8.33
263	5.60-28.0	14.96	20.47	54.53	38.74	60.94	2.60	5.91	5.83	51.02	9.06	23.07	27.60	94.88	43.54	16.46	44.96	39.25	8.58
273	5.00-25.0	14.96	21.65	60.24	40.71	66.93	2.83	5.67	5.67	56.89	9.84	25.39	30.31	103.46	46.22	19.17	47.80	40.83	8.98

Drive Size★	Ratios	Low-Speed Shaft†						High-Speed Shaft†						U	V	W	X	Y	XX	YY	Approx. Wt. lb.
		S*	SA	SB	SC	SE	SF	T*	TA	TB	TC	TE	TF								
243	5.6-20.0							6.1024m6	6.45	1.57		M30	2.36	2.17	25.83	108.71	25.91	4.13	40.93	35.52	22756
	22.4-28.0	11.811m6	12.35	2.76	16.54	M36	2.83	4.7244m6	4.99	1.26	11.81	M24	1.97								
253	5.6-20.0							6.4961m6	6.84	1.57		M30	2.36	2.17	27.56	115.37	27.68	3.54	43.84	38.00	28082
	22.4-28.0	12.9921m6	13.54	2.76	17.72	M36	2.83	5.1181m6	5.39	1.26	12.60	M24	1.97								
263	5.6-20.0							7.8740m6	8.26	1.77		M30	2.36	2.48	30.47	125.78	29.69	2.63	45.69	39.81	32377
	22.4-28.0	13.7795m6	14.36	3.15	18.90	M36	2.83	5.9055m6	6.21	1.42	13.78	M30	2.36								
273	5.6-20.0							8.6614m6	9.09	1.97		M30	2.36	2.48	33.46	134.44	30.12	1.57	48.53	41.38	41661
	22.4-28.0	14.9606m6	15.54	3.15	20.47	M36	2.83	6.2992m6	6.65	1.57	13.78	M30	2.36								

★ Drawings are representative of this series of drives and do not agree in exact detail for all sizes. Gear drives are for horizontal, floor-mounted operation unless specifically stated otherwise. Consult the Factory for other mountings. Dimensions are for reference only and are subject to change without notice unless certified.

† Key Sizes per ISO/R773-1969, Form B. Tapped center hole to DIN 332, threads 6H.

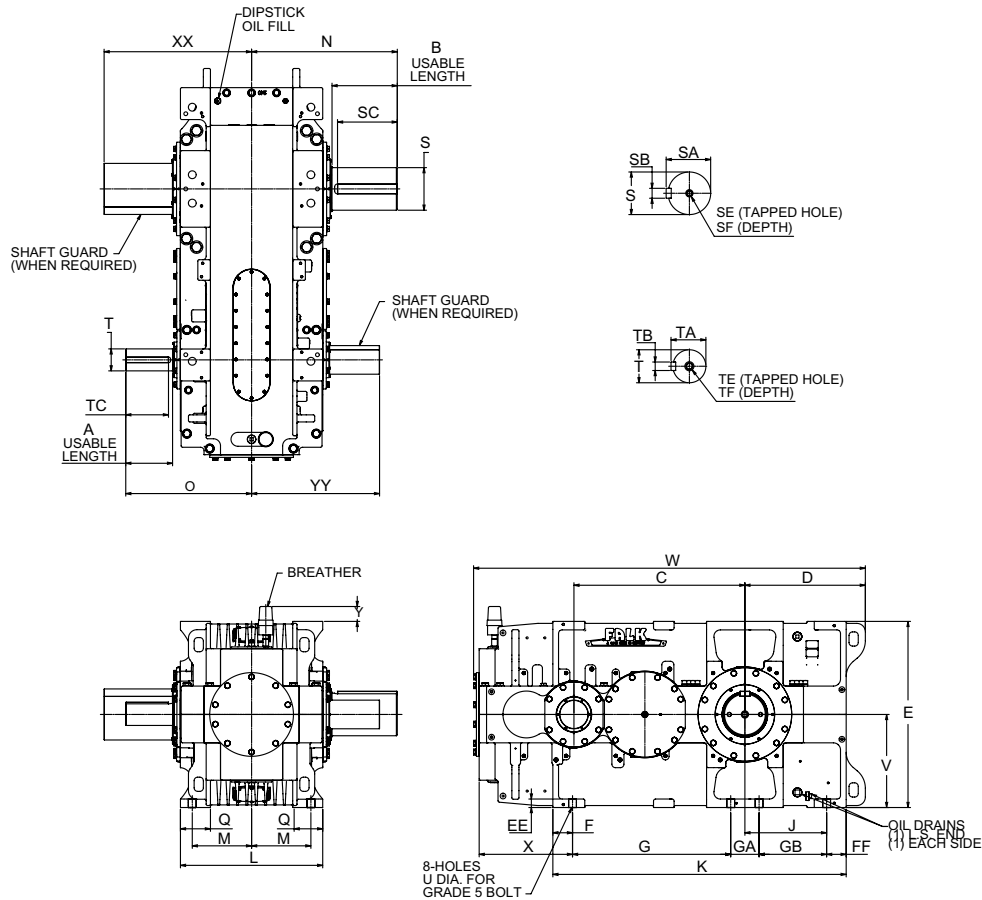
\* See table on page 19 for tolerance.

● Single low-speed shaft extension is standard; double extension is special.

# Double Reduction Solid Low-Speed Shaft, Base Drive

Sizes 237 – 277 / Dimensions — Inches

For drives outfitted with a Smart Condition Monitoring System see catalog **SS1-001** for additional drive dimensional information.



## Dimensions (in)

Drive Size★	Ratios	A	B	C	D	E	EE	F	FF	G	GA	GB	J	K	L	M	N•	O	Q
237	5.60-28.0	12.60	17.32	43.70	31.38	48.43	2.36	4.51	4.53	40.16	7.87	17.60	21.54	74.67	35.28	15.08	38.54	33.39	6.69
247	5.60-28.0	12.99	18.11	47.44	33.43	51.65	2.36	5.45	5.43	43.90	7.87	18.74	22.68	81.40	39.49	16.46	40.43	34.92	8.33
257	5.60-28.0	14.17	19.49	50.40	35.83	55.12	2.44	5.83	5.83	45.39	9.84	19.76	24.69	86.65	41.61	17.52	43.31	37.40	8.33
267	5.60-28.0	14.96	20.47	54.53	38.74	60.94	2.60	5.91	5.83	51.02	9.06	23.07	27.60	94.88	43.54	16.46	44.96	39.25	8.58
277	5.60-28.0	14.96	21.65	60.24	40.71	66.93	2.83	5.67	5.67	56.89	9.84	25.39	30.31	103.46	46.22	19.17	47.80	40.83	8.98

Drive Size★	Ratios	Low-Speed Shaft†						High-Speed Shaft†						U	V	W	X	Y	XX	YY	Approx. Wt. lb.
		S*	SA	SB	SC	SE	SF	T*	TA	TB	TC	TE	TF								
237	5.6-20.0	11.0236m6	11.49	2.48	15.75	M36	2.83	5.5118m6	5.82	1.42	11.42	M30	2.36	1.89	24.21	99.35	22.33	4.76	39.10	34.02	18263
	4.7244m6							5.00	1.26	M24		1.97									
247	5.6-20.0	11.811m6	12.35	2.76	16.54	M36	2.83	6.1024m6	6.45	1.57	11.81	M30	2.36	2.17	25.83	108.71	25.91	4.13	40.93	35.52	22756
	4.7244m6							4.99	1.26	M24		1.97									
257	5.6-20.0	12.9921m6	13.54	2.76	17.72	M36	2.83	6.4961m6	6.84	1.57	12.60	M30	2.36	2.17	27.56	115.37	27.68	3.54	43.84	38.00	28082
	5.1181m6							5.39	1.26	M24		1.97									
267	5.6-20.0	13.7795m6	14.36	3.15	18.90	M36	2.83	7.8740m6	8.26	1.77	13.78	M30	2.36	2.48	30.47	125.78	29.69	2.63	45.69	39.81	32377
	5.9055m6							6.21	1.42												
277	5.6-20.0	14.9606m6	15.54	3.15	20.47	M36	2.83	8.6614m6	9.09	1.97	13.78	M30	2.36	2.48	33.46	134.44	30.12	1.57	48.53	41.38	41661
	6.2992m6							6.65	1.57												

★ Drawings are representative of this series of drives and do not agree in exact detail for all sizes. Gear drives are for horizontal, floor-mounted operation unless specifically stated otherwise. Consult the Factory for other mountings. Dimensions are for reference only and are subject to change without notice unless certified.

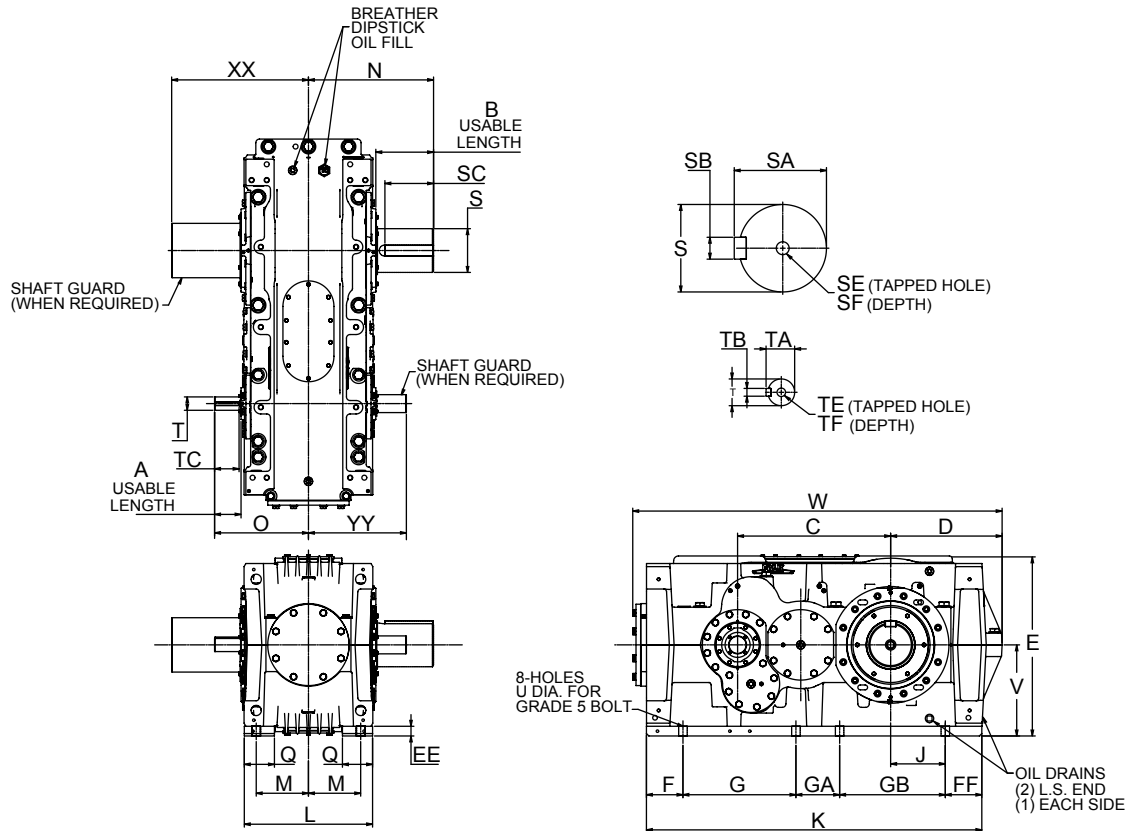
† Key Sizes per ISO/R773-1969, Form B. Tapped center hole to DIN 332, threads 6H.

\* See table on page 19 for tolerance.

● Single low-speed shaft extension is standard; double extension is special.

Triple Reduction Solid Low-Speed Shaft, Base Drive  
 Sizes 133 – 173 / Dimensions — Inches

For drives outfitted with a Smart Condition Monitoring System see catalog **SS1-001** for additional drive dimensional information.



Dimensions (in)

Drive Size★	Ratios	A	B	C	D	E	EE	F	FF	G	GA	GB	J	K	L	M	N*	O	Q
133	31.5-160	2.76	7.48	16.932	13.06	21.73	1.37	4.86	4.62	11.71	6.50	10.93	6.10	38.61	16.61	6.99	16.61	11.89	4.44
143	31.5-160	3.94	7.48	19.098	13.90	24.49	1.77	5.47	5.20	13.78	5.91	12.60	6.30	42.95	16.85	7.09	16.93	13.15	4.25
153	31.5-160	3.94	7.48	22.050	15.31	26.20	1.57	5.46	5.13	16.14	7.09	14.17	7.68	47.99	19.21	8.27	17.91	14.37	4.49
163	31.5-160	3.94	8.86	24.806	18.07	29.34	1.57	5.87	5.94	18.31	7.09	17.13	8.86	54.33	20.79	8.46	20.28	15.24	4.88
173	28.0-140	5.12	10.63	27.562	22.99	35.08	1.97	6.25	6.69	21.46	7.87	22.05	12.40	64.31	23.15	9.65	23.03	17.52	5.91

Drive Size★	Ratios	Low-Speed Shaft†							High-Speed Shaft†						U	V	W	XX	YY	Approx. Wt. lb.
		S*	SA	SB	SC	SE	SF	T*	TA	TB	TC	TE	TF							
133	31.5-112	5.1181m6	5.39	1.26	7.09	M24	1.97	1.3780k6	1.49	0.39	2.56	M12	1.10	0.94	11.02	43.35	16.99	12.43	1799	
	0.9843j6							1.10	0.31	M10		0.87								
143	31.5-112	5.5118m6	5.82	1.42	7.09	M30	2.36	1.7717k6	1.90	0.55	3.54	M16	1.42	0.94	12.40	48.11	17.32	13.90	2221	
	1.1812j6							1.29	0.31	M10		0.87								
153	31.5-112	6.2992m6	6.65	1.57	7.09	M30	2.36	1.8898k6	2.02	0.55	3.94	M16	1.42	1.10	13.19	52.72	18.55	14.69	3157	
	1.3780k6							1.49	0.39	M12		1.10								
163	31.5-112	7.0866m6	7.47	1.77	7.87	M30	2.36	2.1654m6	2.32	0.63	3.94	M20	1.65	1.38	14.76	59.88	22.17	15.87	4408	
	1.6535k6							1.77	0.47	M16		1.42								
173	28.0-100	7.6772m6	8.06	1.77	9.84	M30	2.36	2.5591m6	2.71	0.71	4.72	M20	1.65	1.38	17.72	71.46	24.09	18.35	6335	
	1.9685k6							2.10	0.55	M16		1.42								

★ Drawings are representative of this series of drives and do not agree in exact detail for all sizes. Gear drives are for horizontal, floor-mounted operation unless specifically stated otherwise. Consult the Factory for other mountings. Dimensions are for reference only and are subject to change without notice unless certified.

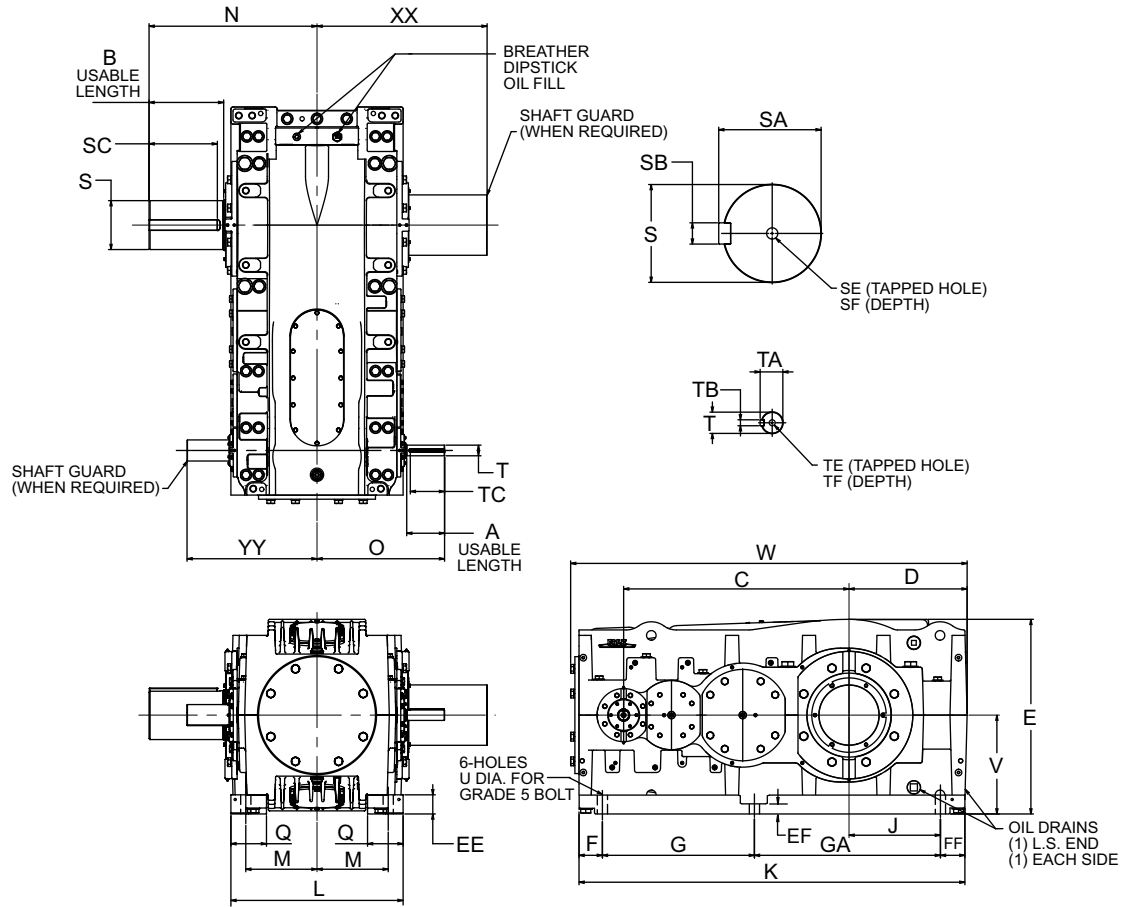
† Key Sizes per ISO/R773-1969, Form B. Tapped center hole to DIN 332, threads 6H.

\* See table on page 19 for tolerance.

● Single low-speed shaft extension is standard; double extension is special.

Triple Reduction Solid Low-Speed Shaft, Base Drive  
 Sizes 193 – 223 / Dimensions — Inches

For drives outfitted with a Smart Condition Monitoring System see catalog SS1-001 for additional drive dimensional information.



Dimensions (in)

Drive Size★	Ratios	A	B	C	D	E	EE	EF	F	FF	G	GA	J	K	L	M	N•	O	Q
193	28.0-140	6.69	13.78	40.162	23.44	36.04	3.54	2.17	4.29	4.53	28.15	34.45	18.50	71.42	31.89	13.19	31.10	23.62	6.59
203	31.5-160	6.69	13.78	41.737	21.87	36.04	3.54	2.17	4.29	4.53	28.15	34.45	16.93	71.42	31.89	13.19	31.10	23.62	6.59
213	28.0-140	7.87	16.14	46.855	27.55	42.67	4.53	2.95	5.28	6.18	32.68	39.57	20.87	83.70	35.43	14.76	35.24	26.57	6.80
223	31.5-160	7.87	16.14	48.824	25.58	42.67	4.53	2.95	5.28	6.18	32.68	39.57	18.90	83.70	35.43	14.76	35.24	26.57	6.80

Drive Size★	Ratios	Low-Speed Shaft†						High-Speed Shaft†						U	V	W	XX	YY	Approx. Wt. lb.
		S*	SA	SB	SC	SE	SF	T*	TA	TB	TC	TE	TF						
193	28.0-100	9.0551m6	9.48	1.97	12.60	M30	2.36	2.7559m6	2.93	0.79	6.30	M20	1.65	1.89	18.31	73.42	31.50	24.07	10213
	1.9685k6							2.10	0.55	M16		1.42							
203	31.5-112	9.0551m6	9.48	1.97	12.60	M30	2.36	2.7559m6	2.93	0.79	6.30	M20	1.65	1.89	18.31	73.42	31.50	24.07	10640
	1.9685k6							2.10	0.55	M16		1.42							
213	28.0-100	10.6299m6	11.09	2.48	14.17	M30	2.36	3.5433m6	3.73	0.98	7.09	M24	1.97	2.17	21.65	85.79	35.69	26.97	14472
	2.5591m6							2.71	0.71	M20		1.65							
223	31.5-112	10.6299m6	11.09	2.48	14.17	M30	2.36	3.5433m6	3.73	0.98	7.09	M24	1.97	2.17	21.65	85.79	35.69	26.97	15221
	2.5591m6							2.71	0.71	M20		1.65							

★ Drawings are representative of this series of drives and do not agree in exact detail for all sizes. Gear drives are for horizontal, floor-mounted operation unless specifically stated otherwise. Consult the Factory for other mountings. Dimensions are for reference only and are subject to change without notice unless certified.

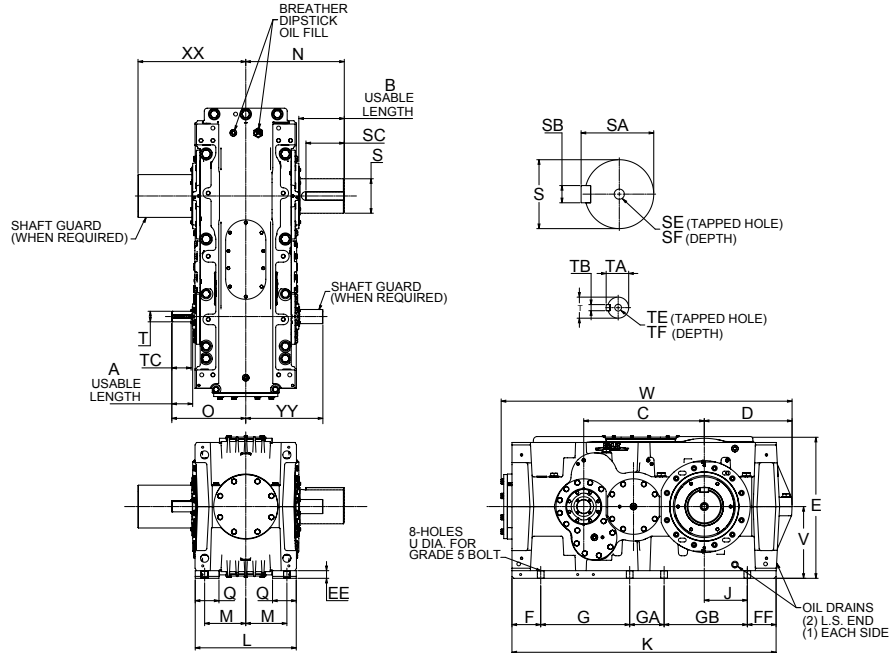
† Key Sizes per ISO/R773-1969, Form B. Tapped center hole to DIN 332, threads 6H.

\* See table on page 19 for tolerance.

● Single low-speed shaft extension is standard; double extension is special.

Triple Reduction Solid Low-Speed Shaft, Base Drive  
 Sizes 107 – 187 / Dimensions — Inches

For drives outfitted with a Smart Condition Monitoring System see catalog **SS1-001** for additional drive dimensional information.



Dimensions (in)

Drive Size★	Ratios	A	B	C	D	E	EE	F	FF	G	GA	GB	J	K	L	M	N*	O	Q
107	31.5-160	2.20	4.72	11.814	10.27	16.51	0.98	4.37	4.37	7.87	3.94	7.87	3.94	28.43	12.68	4.92	11.61	8.86	3.07
117	31.5-160	2.20	6.10	13.389	11.25	18.25	0.98	4.53	4.53	9.06	4.72	9.06	4.72	31.89	14.33	5.91	13.98	9.80	3.62
127	31.5-160	2.95	6.10	15.161	12.02	20.55	0.98	4.72	4.13	10.63	5.91	9.96	5.67	35.35	16.14	6.50	14.69	11.32	4.00
137	31.5-160	2.76	7.48	16.932	13.06	21.73	1.37	4.86	4.62	11.71	6.50	10.93	6.10	38.61	16.61	6.99	16.61	11.89	4.44
147	31.5-160	3.94	7.48	19.098	13.91	24.49	1.77	5.47	5.20	13.78	5.91	12.60	6.30	42.95	16.85	7.09	16.93	13.15	4.25
157	31.5-160	3.94	7.48	22.050	15.32	26.20	1.57	5.46	5.13	16.14	7.09	14.17	7.68	47.99	19.21	8.27	17.91	14.37	4.49
167	31.5-160	3.94	8.86	24.806	18.07	29.34	1.57	5.87	5.94	18.31	7.09	17.13	8.86	54.33	20.79	8.46	20.28	15.24	4.88
177	28.0-140	5.12	10.63	27.562	22.98	35.08	1.97	6.25	6.69	21.46	7.87	22.05	12.40	64.31	23.15	9.65	23.03	17.52	5.91
187	31.5-160	5.12	10.63	28.546	21.99	35.08	1.97	6.25	6.69	21.46	7.87	22.05	11.42	64.31	23.15	9.65	23.03	17.52	5.91

Drive Size★	Ratios	Low-Speed Shaft †						High-Speed Shaft †						U	V	W	XX	YY	Approx. Wt. lb.
		S*	SA	SB	SC	SE	SF	T*	TA	TB	TC	TE	TF						
107	31.5-112	3.9370m6	4.17	1.10	4.33	M24	1.97	1.1024j6	1.21	0.31	1.97	M10	0.87	0.57	8.35	32.17	12.01	9.15	736
	0.9449j6							1.06	M8			0.75							
117	31.5-112	4.3307m6	4.56	1.10	5.51	M24	1.97	1.1811j6	1.29	0.31	2.09	M10	0.87	0.73	9.29	36.10	14.37	10.10	1050
	0.9843j6							1.10	M10			0.87							
127	31.5-112	4.7244m6	4.99	1.26	5.51	M24	1.97	1.3780k6	1.49	0.39	2.76	M12	1.10	0.73	10.43	39.64	14.98	11.73	1384
	0.9843j6							1.10	0.31	2.64	M10	0.87							
137	31.5-112	5.1181m6	5.39	1.26	7.09	M24	1.97	1.3780k6	1.49	0.39	2.56	M12	1.10	0.94	11.02	43.34	16.99	12.43	1799
	0.9843j6							1.10	0.31	M10		0.87							
147	31.5-112	5.5118m6	5.82	1.42	7.09	M30	2.36	1.7717k6	1.90	0.55	3.54	M16	1.42	0.94	12.40	48.11	17.31	13.84	2221
	1.1181j6							1.29	0.31	M10		0.87							
157	31.5-112	6.2992m6	6.65	1.57	7.09	M30	2.36	1.8898k6	2.02	0.55	3.94	M16	1.42	1.10	13.19	52.70	18.55	14.64	3157
	1.3780k6							1.49	0.39	M12		1.10							
167	31.5-112	7.0866m6	7.47	1.77	7.87	M30	2.36	2.1654m6	2.32	0.63	3.94	M20	1.65	1.38	14.76	59.87	22.17	15.91	4408
	1.6535k6							1.77	0.47	M16		1.42							
177	28.0-100	7.6772m6	8.06	1.77	9.84	M30	2.36	2.5591m6	2.71	0.71	4.72	M20	1.65	1.38	17.72	71.46	24.07	18.34	6335
	1.9685k6							2.10	0.55	M16		1.42							
187	31.5-112	7.6772m6	8.06	1.77	9.84	M30	2.36	2.5591m6	2.71	0.71	4.72	M20	1.65	1.38	17.72	71.46	24.07	18.34	6468
	1.9685k6							2.10	0.55	M16		1.42							

★ Drawings are representative of this series of drives and do not agree in exact detail for all sizes. Gear drives are for horizontal, floor-mounted operation unless specifically stated otherwise. Consult the Factory for other mountings. Dimensions are for reference only and are subject to change without notice unless certified.

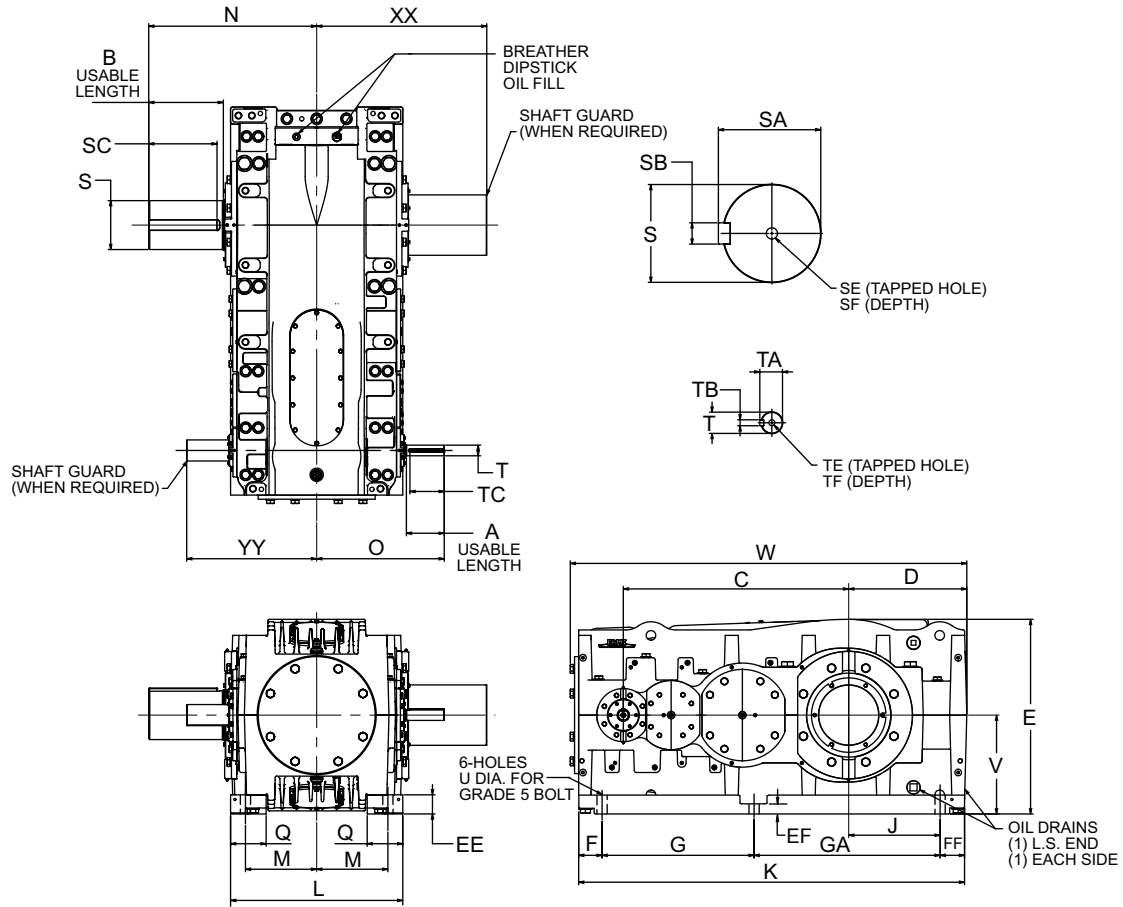
† Key Sizes per ISO/R773-1969, Form B. Tapped center hole to DIN 332, threads 6H.

\* See table on page 19 for tolerance.

● Single low-speed shaft extension is standard; double extension is special.

Triple Reduction Solid Low-Speed Shaft, Base Drive  
 Sizes 197 – 227 / Dimensions — Inches

For drives outfitted with a Smart Condition Monitoring System see catalog **SS1-001** for additional drive dimensional information.



Dimensions (in)

Drive Size★	Ratios	A	B	C	D	E	EE	EF	F	FF	G	GA	J	K	L	M	N•	O	Q
197	28.0-140	6.69	13.78	40.162	23.44	36.04	3.54	2.17	4.29	4.53	28.15	34.45	18.50	71.42	31.89	13.19	31.10	23.62	6.59
207	31.5-160	6.69	13.78	41.737	21.87	36.04	3.54	2.17	4.29	4.53	28.15	34.45	16.93	71.42	31.89	13.19	31.10	23.62	6.59
217	28.0-140	7.87	16.14	46.855	27.55	42.67	4.53	2.95	5.28	6.18	32.68	39.57	20.87	83.70	35.43	14.76	35.24	26.57	6.80
227	31.5-160	7.87	16.14	48.824	25.58	42.67	4.53	2.95	5.28	6.18	32.68	39.57	18.90	83.70	35.43	14.76	35.24	26.57	6.80

Drive Size★	Ratios	Low-Speed Shaft†						High-Speed Shaft†						U	V	W	XX	YY	Approx. Wt. lb.
		S*	SA	SB	SC	SE	SF	T*	TA	TB	TC	TE	TF						
197	28.0-100	9.0551m6	9.48	1.97	12.60	M30	2.36	2.7559m6	2.93	0.79	6.30	M20	1.65	1.89	18.31	73.42	31.50	24.07	10213
	1.9685k6							2.10	0.55	M16		1.42							
207	31.5-112	9.0551m6	9.48	1.97	12.60	M30	2.36	2.7559m6	2.93	0.79	6.30	M20	1.65	1.89	18.31	73.42	31.50	24.07	10640
	1.9685k6							2.10	0.55	M16		1.42							
217	28.0-100	10.6299m6	11.09	2.48	14.17	M30	2.36	3.5433m6	3.73	0.98	7.09	M24	1.97	2.17	21.65	85.79	35.69	26.97	14472
	2.5591m6							2.71	0.71	M20		1.65							
227	31.5-112	10.6299m6	11.09	2.48	14.17	M30	2.36	3.5433m6	3.73	0.98	7.09	M24	1.97	2.17	21.65	85.79	35.69	26.97	15221
	2.5591m6							2.71	0.71	M20		1.65							

★ Drawings are representative of this series of drives and do not agree in exact detail for all sizes. Gear drives are for horizontal, floor-mounted operation unless specifically stated otherwise. Consult the Factory for other mountings. Dimensions are for reference only and are subject to change without notice unless certified.

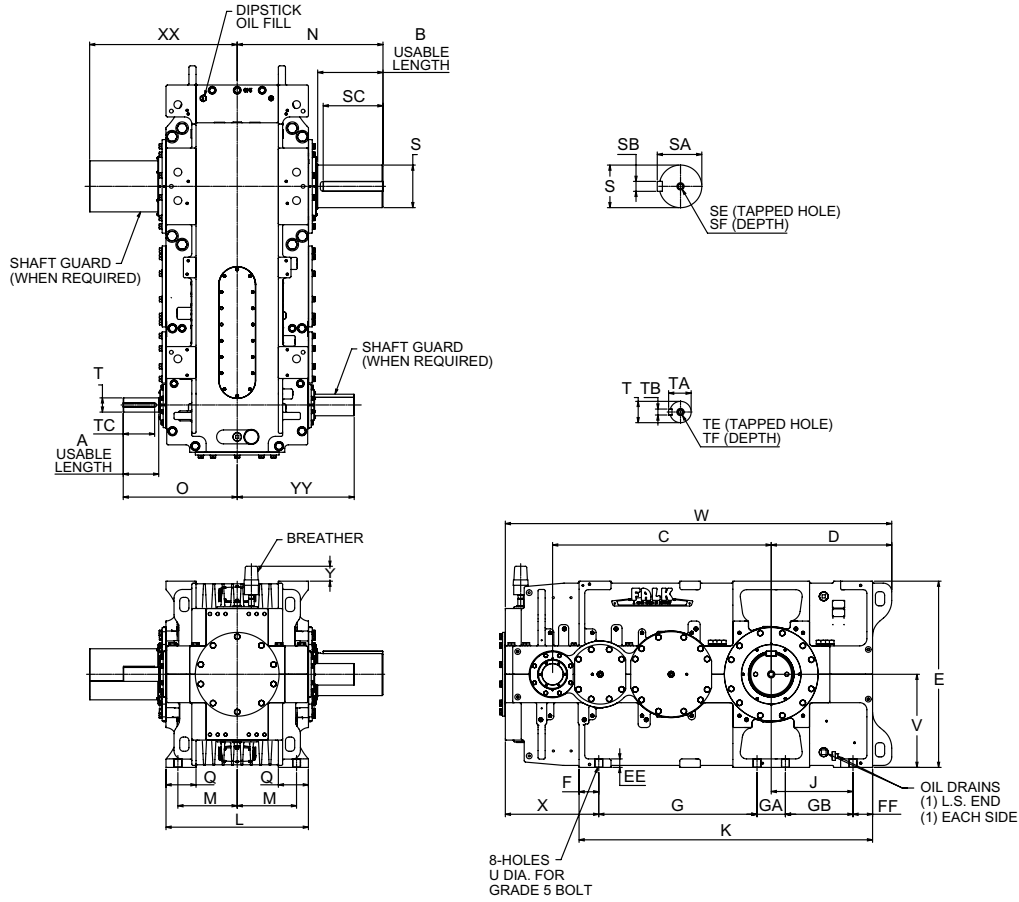
† Key Sizes per ISO/R773-1969, Form B. Tapped center hole to DIN 332, threads 6H.

\* See table on page 19 for tolerance.

● Single low-speed shaft extension is standard; double extension is special.

Triple Reduction Solid Low-Speed Shaft, Base Drive  
 Sizes 243 – 273 / Dimensions — Inches

For drives outfitted with a Smart Condition Monitoring System see catalog **SS1-001** for additional drive dimensional information.



Dimensions (in)

Drive Size★	Ratios	A	B	C	D	E	EE	F	FF	G	GA	GB	J	K	L	M	N•	O	Q
243	31.5-160	9.84	18.11	60.63	33.43	51.65	2.36	5.45	5.43	43.90	7.87	18.74	22.68	81.40	39.49	16.46	40.43	31.61	8.33
253	31.5-160	9.84	19.49	64.97	35.83	55.12	2.44	5.83	5.83	45.39	9.84	19.76	24.69	86.65	41.61	17.52	43.31	32.87	8.33
263	31.5-160	10.24	20.47	70.67	38.74	60.94	2.60	5.91	5.83	51.02	9.06	23.07	27.60	94.88	43.54	18.23	44.96	34.25	8.58
273	28.0-140	11.02	21.65	77.37	40.71	66.93	2.83	5.67	5.67	56.89	9.84	25.39	30.31	103.46	46.22	19.17	47.80	36.61	8.98

Drive Size★	Ratios	Low-Speed Shaft†						High-Speed Shaft†						U	V	W	X	Y	XX	YY	Approx. Wt. lb.
		S*	SA	SB	SC	SE	SF	T*	TA	TB	TC	TE	TF								
243	31.5-112.0	11.811m6	12.35	2.76	16.54	M36	2.83	3.9370m6	4.17	1.10	8.66	M24	1.97	2.17	25.83	108.72	25.91	4.13	40.93	32.44	23135
	3.1496m6							3.34	0.87	M20		1.65									
253	31.5-112.0	13.7795m6	14.36	3.15	18.90	M36	2.83	3.9370m6	4.17	1.10	8.66	M24	1.97	2.17	27.56	115.38	27.68	3.54	43.84	33.86	28376
	3.1496m6							3.34	0.87	M20		1.65									
263	31.5-112.0	13.7795m6	14.36	3.15	18.90	M36	2.83	4.3307m6	4.56	1.10	9.06	M24	1.97	2.48	30.47	125.82	29.73	2.63	45.69	34.73	33083
	3.5433m6							3.73	0.98	M24		1.97									
273	31.5-112.0	14.9606m6	15.54	3.15	20.47	M36	2.83	4.7244m6	4.99	1.26	9.84	M24	1.97	2.48	33.46	134.48	30.16	1.57	48.53	37.21	42999
	3.5433m6							3.73	0.98	M24		1.97									

★ Drawings are representative of this series of drives and do not agree in exact detail for all sizes. Gear drives are for horizontal, floor-mounted operation unless specifically stated otherwise. Consult the Factory for other mountings. Dimensions are for reference only and are subject to change without notice unless certified.

† Key Sizes per ISO/R73-1969, Form B. Tapped center hole to DIN 332, threads 6H.

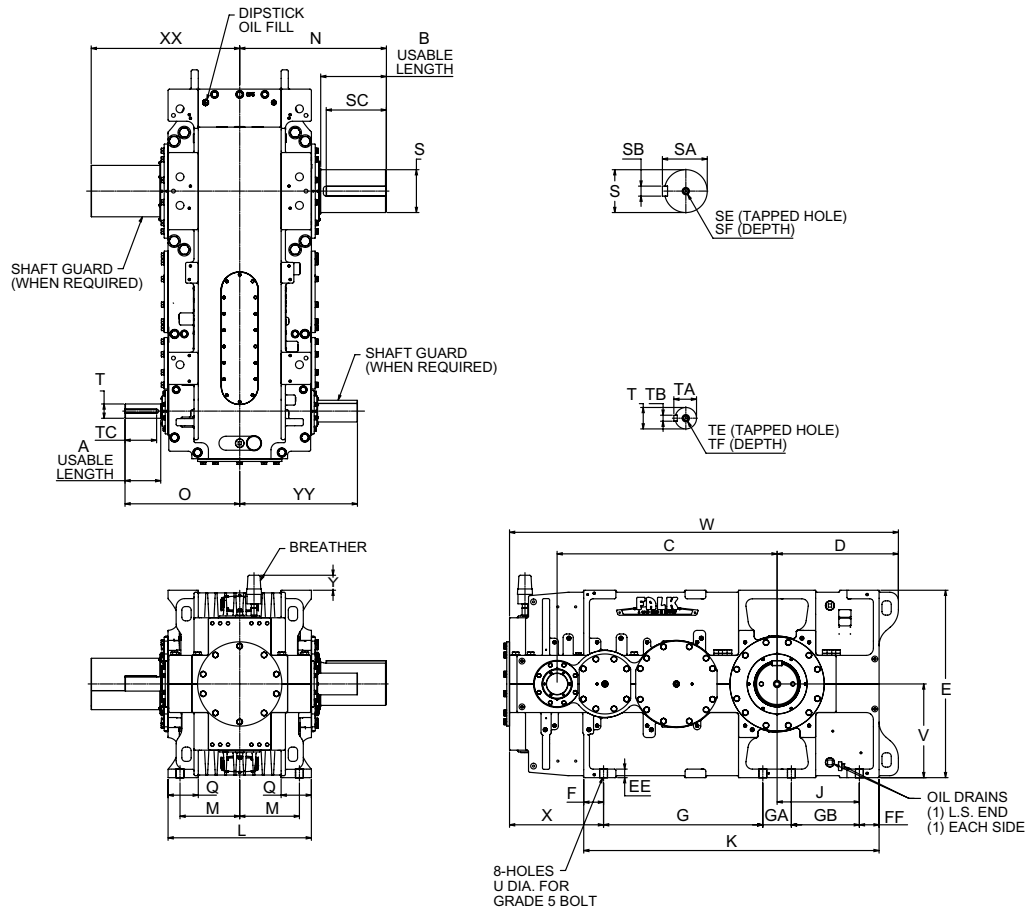
\* See table on page 19 for tolerance.

● Single low-speed shaft extension is standard; double extension is special.

# Triple Reduction Solid Low-Speed Shaft, Base Drive

## Sizes 237 – 277 / Dimensions — Inches

For drives outfitted with a Smart Condition Monitoring System see catalog **SS1-001** for additional drive dimensional information.



### Dimensions (in)

Drive Size★	Ratios	A	B	C	D	E	EE	F	FF	G	GA	GB	J	K	L	M	N•	O	Q
237	31.5-160	9.84	17.32	55.12	31.38	48.43	2.36	4.51	4.53	40.16	7.87	17.60	21.54	74.67	35.28	15.08	38.54	30.55	6.69
247	31.5-160	9.84	18.11	60.63	33.43	51.65	2.36	5.45	5.43	43.90	7.87	18.74	22.68	81.40	39.49	16.46	40.43	31.61	8.33
257	31.5-160	9.84	19.49	64.97	35.83	55.12	2.44	5.83	5.83	45.39	9.84	19.76	24.69	86.65	41.61	17.52	43.31	32.87	8.33
267	31.5-160	10.24	20.47	70.67	38.74	60.94	2.60	5.91	5.83	51.02	9.06	23.07	27.60	94.88	43.54	18.23	44.96	34.25	8.58
277	31.5-160	11.02	21.65	77.37	40.71	66.93	2.83	5.67	5.67	56.89	9.84	25.39	30.31	103.46	46.22	19.17	47.80	36.61	8.98

Drive Size★	Ratios	Low-Speed Shaft†						High-Speed Shaft†						U	V	W	X	Y	XX	YY	Approx. Wt. lb.
		S*	SA	SB	SC	SE	SF	T*	TA	TB	TC	TE	TF								
237	31.5-112.0							3.5433m6	3.73	0.98		M24	1.97	1.89	24.21	99.35	22.33	4.76	39.10	31.07	18558
	125.0-160.0	11.0236m6	11.49	2.48	15.75	M36	2.83	2.9528m6	3.12	0.79	8.66	M20	1.65								
247	31.5-112.0							3.9370m6	4.17	1.10		M24	1.97	2.17	25.83	108.72	25.91	4.13	40.93	32.44	23135
	125.0-160.0	12.9921m6	13.53	2.76	17.72	M36	2.83	3.1496m6	3.34	0.87	8.66	M20	1.65								
257	31.5-112.0							3.9370m6	4.17	1.10		M24	1.97	2.17	27.56	115.38	27.68	3.54	43.84	33.86	28376
	125.0-160.0	14.9606m6	15.54	3.15	20.47	M36	2.83	3.1496m6	3.34	0.87	8.66	M20	1.65								
267	31.5-112.0							4.3307m6	4.56	1.10		M24	1.97	2.48	30.47	125.82	29.73	2.63	45.69	34.73	33083
	125.0-160.0	13.7795m6	14.36	3.15	18.90	M36	2.83	3.5433m6	3.73	0.98	9.06	M24	1.97								
277	31.5-112.0							4.7244m6	4.99	1.26		M24	1.97	2.48	33.46	134.48	30.16	1.57	48.53	37.21	42999
	125.0-160.0	14.9606m6	15.54	3.15	20.47	M36	2.83	3.5433m6	3.73	0.98	9.84	M24	1.97								

★ Drawings are representative of this series of drives and do not agree in exact detail for all sizes. Gear drives are for horizontal, floor-mounted operation unless specifically stated otherwise. Consult the Factory for other mountings. Dimensions are for reference only and are subject to change without notice unless certified.

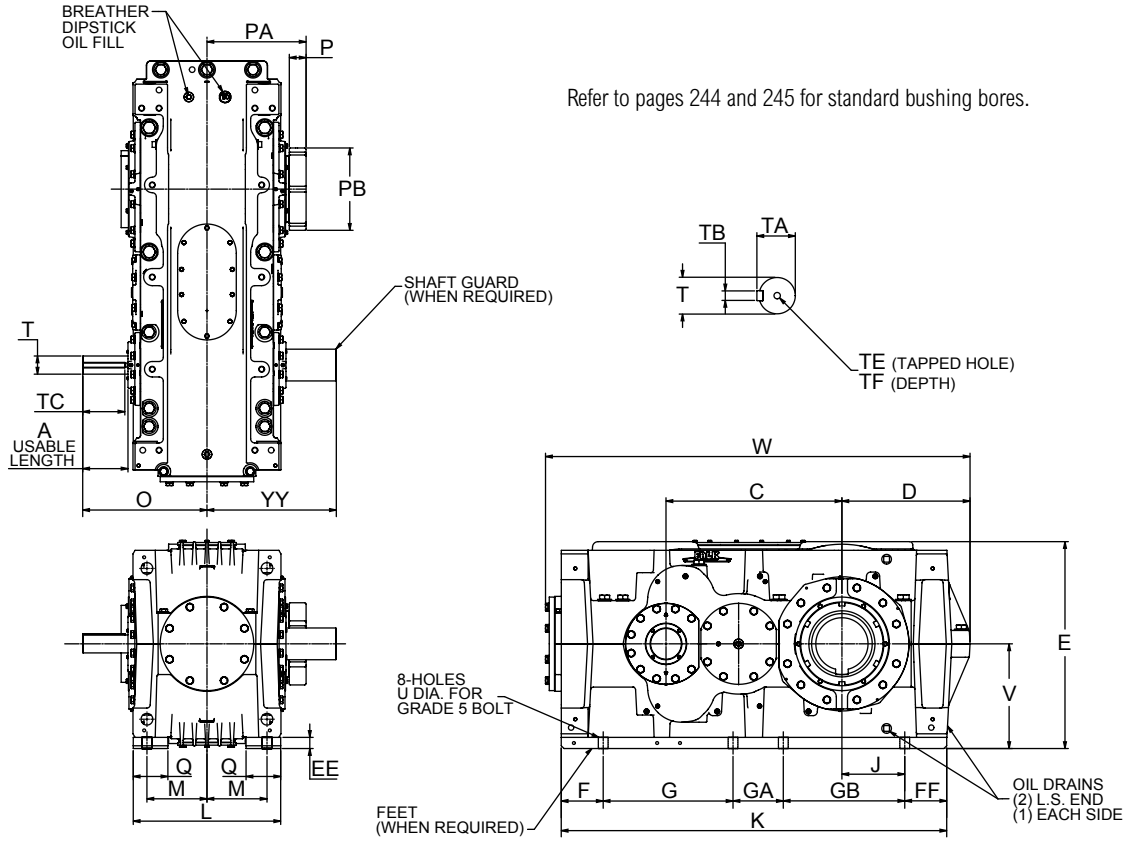
† Key Sizes per ISO/R73-1969, Form B. Tapped center hole to DIN 332, threads 6H.

\* See table on page 19 for tolerance.

● Single low-speed shaft extension is standard; double extension is special.

Double Reduction Hollow Low-Speed Shaft with Taper Bushing  
 Sizes 133 – 173 / Dimensions — Inches

For drives outfitted with a Smart Condition Monitoring System see catalog **SS1-001** for additional drive dimensional information.



Refer to pages 244 and 245 for standard bushing bores.

Dimensions (in)

Drive Size★	Ratios	A	C	D	E	EE	F	FF	G	GA	GB	J	K	L	M	O	P	PA	PB	Q
133	5.60-28.0	3.94	16.9323	13.06	21.73	1.37	4.86	4.62	11.71	6.50	10.93	6.10	38.61	16.61	6.99	13.07	2.24	11.93	9.45	4.44
143	5.60-28.0	4.92	19.0976	13.90	24.49	1.77	5.47	5.20	13.78	5.91	12.60	6.30	42.95	16.85	7.09	14.33	2.24	11.81	10.24	4.25
153	5.60-28.0	5.12	22.0504	15.31	26.20	1.57	5.46	5.13	16.14	7.09	14.17	7.68	47.99	19.21	8.27	15.55	2.32	13.19	11.02	4.49
163	5.60-28.0	6.10	24.8063	18.07	29.34	1.57	5.87	5.94	18.31	7.09	17.13	8.86	54.35	20.79	8.46	17.52	2.36	13.98	11.61	4.88
173	5.00-25.0	6.30	27.5622	22.99	35.08	1.97	6.25	6.69	21.46	7.87	22.05	12.40	64.31	23.15	9.65	18.70	...	13.03	10.98	5.91

Drive Size★	Ratios	High-Speed Shaft†						U	V	W	YY	Approx. Wt. lb.
		T*	TA	TB	TC	TE	TF					
133	5.60-20.0	2.2047m6	2.36	0.63	3.94	M20	1.65	0.94	11.02	43.35	13.46	1618
	22.4-28.0	1.6535k6	1.77	0.47		M16	1.42					
143	5.60-20.0	2.5591m6	2.71	0.71	4.53	M20	1.65	0.94	12.40	48.11	14.80	2133
	22.4-28.0	1.7717k6	1.90	0.55		M16	1.42					
153	5.60-20.0	2.9528m6	3.12	0.79	4.92	M20	1.65	1.10	13.19	52.72	16.26	2887
	22.4-28.0	2.1654m6	2.32	0.63								
163	5.60-20.0	3.3465m6	3.54	0.87	5.91	M20	1.65	1.38	14.76	59.88	18.23	3988
	22.4-28.0	2.5591m6	2.71	0.71								
173	5.00-18.0	3.7402m6	3.93	0.98	6.10	M24	1.97	1.38	17.72	71.46	19.33	5945
	20.0-25.0	2.9528m6	3.12	0.79		M20	1.65					

★ Drawings are representative of this series of drives and do not agree in exact detail for all sizes. Gear drives are for horizontal, floor-mounted operation unless specifically stated otherwise. Consult the Factory for other mountings. Dimensions are for reference only and are subject to change without notice unless certified.

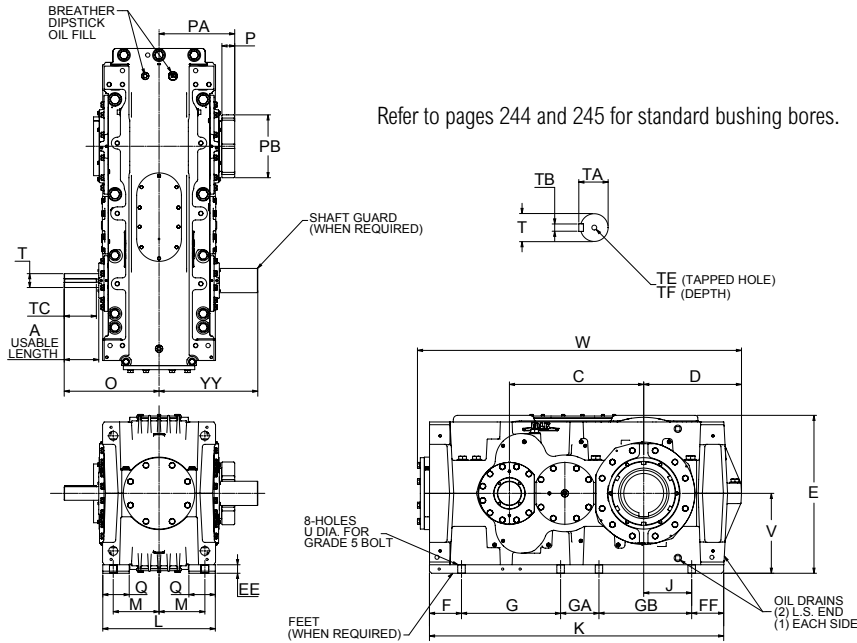
† Key Sizes per ISO/R773-1969, Form B. Tapped center hole to DIN 332, threads 6H.

\* See table on page 19 for tolerance.

# Double Reduction Hollow Low-Speed Shaft with Taper Bushing

Sizes 107 – 187 / Dimensions — Inches

For drives outfitted with a Smart Condition Monitoring System see catalog **SS1-001** for additional drive dimensional information.



## Dimensions (in)

Drive Size★	Ratios	A	C	D	E	EE	F	FF	G	GA	GB	J	K	L	M	O	P	PA	PB	Q
107	5.60-28.0	3.94	11.814	10.27	16.51	0.98	4.37	4.37	7.87	3.94	7.87	3.94	28.43	12.68	4.92	10.83	2.20	9.53	7.28	3.07
117	5.60-28.0	3.94	13.389	11.25	18.25	0.98	4.53	4.53	9.06	4.72	9.06	4.72	31.89	14.33	5.91	11.79	2.20	10.51	8.07	3.62
127	5.60-28.0	3.94	15.161	12.02	20.55	0.98	4.72	4.13	10.63	5.91	9.96	5.67	35.35	16.14	6.50	12.52	2.20	10.94	8.86	4.00
137	5.60-28.0	3.94	16.932	13.06	21.73	1.37	4.86	4.62	11.71	6.50	10.93	6.10	38.61	16.61	6.99	13.07	2.24	11.93	9.45	4.44
147	5.60-28.0	4.92	19.098	13.91	24.49	1.77	5.47	5.20	13.78	5.91	12.60	6.30	42.95	16.85	7.09	14.33	2.24	11.81	10.24	4.25
157	5.60-28.0	5.12	22.050	15.32	26.20	1.57	5.46	5.13	16.14	7.09	14.17	7.68	47.99	19.21	8.27	15.55	2.32	13.19	11.02	4.49
167	5.60-28.0	6.10	24.806	18.07	29.34	1.57	5.87	5.94	18.31	7.09	17.13	8.86	54.33	20.79	8.46	17.52	2.36	13.98	11.61	4.88
177	5.00-25.0	6.30	27.562	22.98	35.08	1.97	6.25	6.69	21.46	7.87	22.05	12.40	64.31	23.15	9.65	18.70	...	13.03	10.98	5.91
187	5.60-28.0	6.30	28.546	21.99	35.08	1.97	6.25	6.69	21.46	7.87	22.05	11.42	64.31	23.15	9.65	18.70	...	13.03	10.98	5.91

Drive Size★	Ratios	High-Speed Shaft†						U	V	W	YY	Approx. Wt. lb.
		T*	TA	TB	TC	TE	TF					
107	5.60-20.0	1.6535k6	1.77	0.47	3.94	M16	1.42	0.57	8.35	32.17	11.11	646
	22.4-28.0	1.1024j6	1.21	0.31		M10	0.87					
117	5.60-20.0	1.6535k6	1.77	0.47	3.94	M16	1.42	0.73	9.29	36.10	12.13	916
	22.4-28.0	1.3780k6	1.49	0.39		M12	1.10					
127	5.60-20.0	2.0472m6	2.20	0.63	3.94	M20	1.65	0.73	10.43	39.64	12.88	1268
	22.4-28.0	1.3780k6	1.49	0.39		M12	1.10					
137	5.60-20.0	2.2047m6	2.36	0.63	3.94	M20	1.65	0.94	11.02	43.34	13.49	1618
	22.4-28.0	1.6535k6	1.77	0.47		M16	1.42					
147	5.60-20.0	2.5591m6	2.71	0.71	4.53	M20	1.65	0.94	12.40	48.11	14.81	2133
	22.4-28.0	1.7717k6	1.90	0.55		M16	1.42					
157	5.60-20.0	2.9528m6	3.12	0.79	4.92	M20	1.65	1.10	13.19	52.70	16.60	2887
	22.4-28.0	2.1654m6	2.32	0.63								
167	5.60-20.0	3.3465m6	3.54	0.87	5.91	M20	1.65	1.38	14.76	59.87	18.24	3988
	22.4-28.0	2.5591m6	2.71	0.71								
177	5.00-18.0	3.7402m6	3.93	0.98	6.10	M24	1.97	1.38	17.72	71.46	19.31	5945
	20.0-25.0	2.9528m6	3.12	0.79		M20	1.65					
187	5.60-20.0	3.7402m6	3.93	0.98	6.10	M24	1.97	1.38	17.72	71.46	19.31	5946
	22.4-28.0	2.9528m6	3.12	0.79		M20	1.65					

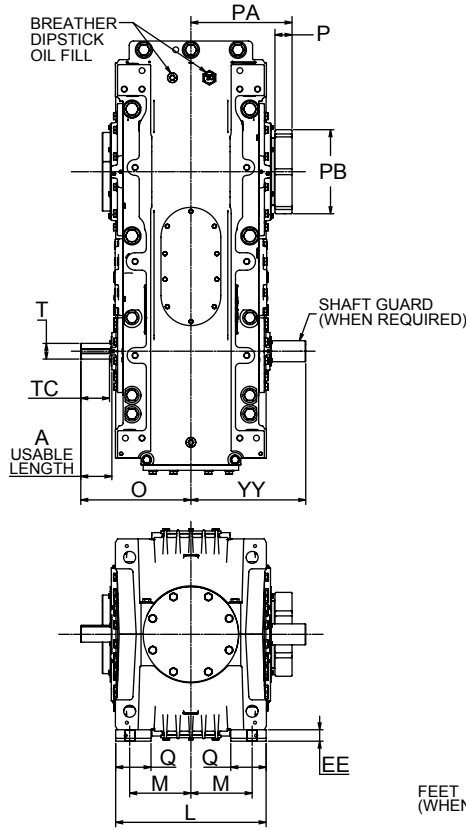
★ Drawings are representative of this series of drives and do not agree in exact detail for all sizes. Gear drives are for horizontal, floor-mounted operation unless specifically stated otherwise. Consult the Factory for other mountings. Dimensions are for reference only and are subject to change without notice unless certified.

† Key Sizes per ISO/R773-1969, Form B. Tapped center hole to DIN 332, threads 6H.

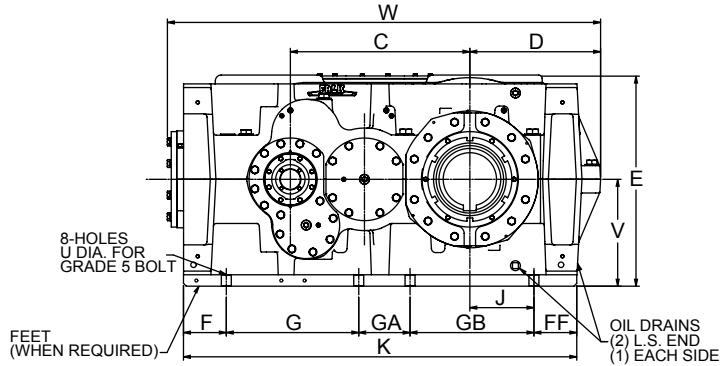
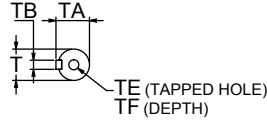
\* See table on page 19 for tolerance.

Triple Reduction Hollow Low-Speed Shaft with Taper Bushing  
 Sizes 133 – 173 / Dimensions — Inches

For drives outfitted with a Smart Condition Monitoring System see catalog **SS1-001** for additional drive dimensional information.



Refer to pages 244 and 245 for standard bushing bores.



Dimensions (in)

Drive Size★	Ratios	A	C	D	E	EE	F	FF	G	GA	GB	J	K	L	M	O	P	PA	PB	Q
133	31.5-160	2.76	16.9323	13.06	21.73	1.37	4.86	4.62	11.71	6.50	10.93	6.10	38.61	16.61	6.99	11.89	2.24	11.93	9.45	4.44
143	31.5-160	3.94	19.0976	13.90	24.49	1.77	5.47	5.20	13.78	5.91	12.60	6.30	42.95	16.85	7.09	13.15	2.24	11.81	10.24	4.25
153	31.5-160	3.94	22.0504	15.31	26.20	1.57	5.46	5.13	16.14	7.09	14.17	7.68	47.99	19.21	8.27	14.37	2.32	13.19	11.02	4.49
163	31.5-160	3.94	24.8063	18.07	29.34	1.57	5.87	5.94	18.31	7.09	17.13	8.86	54.33	20.79	8.46	15.24	2.36	13.98	11.61	4.88
173	28.0-140	5.12	27.5622	22.99	35.08	1.97	6.25	6.69	21.46	7.87	22.05	12.40	64.31	23.15	9.65	17.52	...	13.03	10.98	5.91

Drive Size★	Ratios	High-Speed Shaft†						U	V	W	YY	Approx. Wt. lb.
		T*	TA	TB	TC	TE	TF					
133	31.5-112	1.3780k6	1.49	0.39	2.56	M12	1.10	0.94	11.02	43.35	12.43	1662
	125-160	0.9843j6	1.10	0.31		M10	0.87					
143	31.5-112	1.7717k6	1.90	0.55	3.54	M16	1.42	0.94	12.40	48.11	13.90	2059
	125-160	1.1811j6	1.29	0.31		M10	0.87					
153	31.5-112	1.8898k6	2.02	0.55	3.94	M16	1.42	1.10	13.19	52.72	14.69	2929
	125-160	1.3780k6	1.49	0.39		M12	1.10					
163	31.5-112	2.1654m6	2.32	0.63	3.94	M20	1.65	1.38	14.76	59.88	15.87	4064
	125-160	1.6535k6	1.77	0.47		M16	1.42					
173	28.0-100	2.5591m6	2.71	0.71	4.72	M20	1.65	1.38	17.72	71.46	18.35	5925
	112-140	1.9685k6	2.10	0.55		M16	1.42					

★ Drawings are representative of this series of drives and do not agree in exact detail for all sizes. Gear drives are for horizontal, floor-mounted operation unless specifically stated otherwise. Consult the Factory for other mountings. Dimensions are for reference only and are subject to change without notice unless certified.

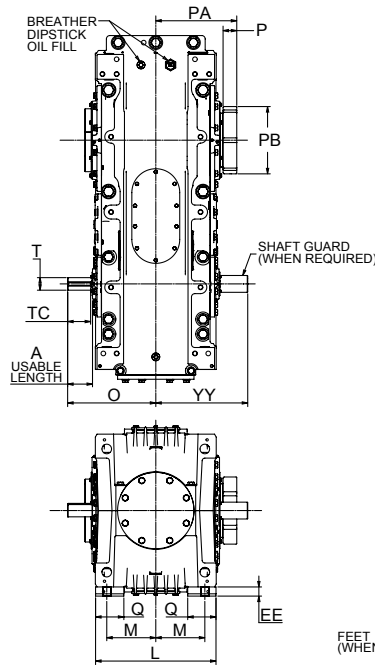
† Key Sizes per ISO/R773-1969, Form B. Tapped center hole to DIN 332, threads 6H.

\* See table on page 19 for tolerance.

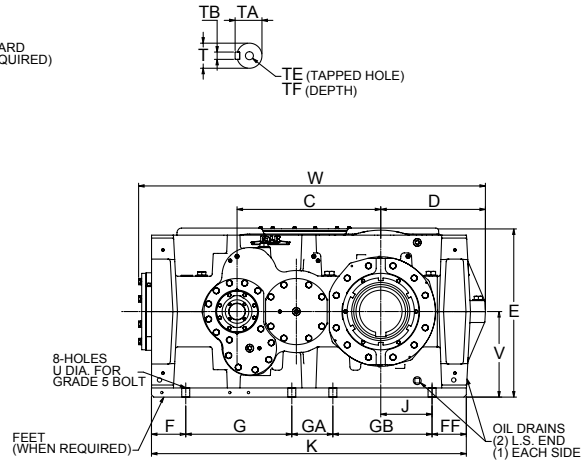
# Triple Reduction Hollow Low-Speed Shaft with Taper Bushing

## Sizes 107 – 187 / Dimensions — Inches

For drives outfitted with a Smart Condition Monitoring System see catalog **SS1-001** for additional drive dimensional information.



Refer to pages 244 and 245 for standard bushing bores.



### Dimensions (in)

Drive Size★	Ratios	A	C	D	E	EE	F	FF	G	GA	GB	J	K	L	M	O	P	PA	PB	Q
107	31.5-160	2.20	11.814	10.27	16.51	0.98	4.37	4.37	7.87	3.94	7.87	3.94	28.43	12.68	4.92	8.86	2.20	9.53	7.28	3.07
117	31.5-160	2.20	13.389	11.25	18.25	0.98	4.53	4.53	9.06	4.72	9.06	4.72	31.89	14.33	5.91	9.80	2.20	10.51	8.07	3.62
127	31.5-160	2.95	15.161	12.02	20.55	0.98	4.72	4.13	10.63	5.91	9.96	5.67	35.35	16.14	6.50	11.32	2.20	10.94	8.86	4.00
137	31.5-160	2.76	16.932	13.06	21.73	1.37	4.86	4.62	11.71	6.50	10.93	6.10	38.61	16.61	6.99	11.89	2.24	11.93	9.45	4.44
147	31.5-160	3.94	19.098	13.91	24.49	1.77	5.47	5.20	13.78	5.91	12.60	6.30	42.95	16.85	7.09	13.15	2.24	11.81	10.24	4.25
157	31.5-160	3.94	22.050	15.32	26.20	1.57	5.46	5.13	16.14	7.09	14.17	7.68	47.99	19.21	8.27	14.37	2.32	13.19	11.02	4.49
167	31.5-160	3.94	24.806	18.07	29.34	1.57	5.87	5.94	18.31	7.09	17.13	8.86	54.33	20.79	8.46	15.24	2.36	13.98	11.61	4.88
177	28.0-140	5.12	27.562	22.98	35.08	1.97	6.25	6.69	21.46	7.87	22.05	12.40	64.31	23.15	9.65	17.52	...	13.03	10.98	5.91
187	31.5-160	5.12	28.546	21.99	35.08	1.97	6.25	6.69	21.46	7.87	22.05	11.42	64.31	23.15	9.65	17.52	...	13.03	10.98	5.91

Drive Size★	Ratios	High-Speed Shaft†						U	V	W	YY	Approx. Wt. lb.
		T*	TA	TB	TC	TE	TF					
107	31.5-112	1.1024j6	1.21	0.31	1.97	M10	0.87	0.57	8.35	32.17	9.15	657
	125-160	0.9449j6	1.06			M8	0.75					
117	31.5-112	1.1811j6	1.29	0.31	2.09	M10	0.87	0.73	9.29	36.10	10.10	927
	125-160	0.9843j6	1.10			M10	0.87					
127	31.5-112	1.3780k6	1.49	0.39	2.76	M12	1.10	0.73	10.43	39.64	11.73	1292
	125-160	0.9843j6	1.10	0.31	2.64	M10	0.87					
137	31.5-112	1.3780k6	1.49	0.39	2.56	M12	1.10	0.94	11.02	43.34	12.43	1662
	125-160	0.9843j6	1.10	0.31		M10	0.87					
147	31.5-112	1.7717k6	1.90	0.55	3.54	M16	1.42	0.94	12.40	48.11	13.84	2059
	125-160	1.1811j6	1.29	0.31		M10	0.87					
157	31.5-112	1.8898k6	2.02	0.55	3.94	M16	1.42	1.10	13.19	52.70	14.64	2929
	125-160	1.3780k6	1.49	0.39		M12	1.10					
167	31.5-112	2.1654m6	2.32	0.63	3.94	M20	1.65	1.38	14.76	59.87	15.91	4064
	125-160	1.6535k6	1.77	0.47		M16	1.42					
177	28.0-100	2.5591m6	2.71	0.71	4.72	M20	1.65	1.38	17.72	71.46	18.34	5925
	112-140	1.9685k6	2.10	0.55		M16	1.42					
187	31.5-112	2.5591m6	2.71	0.71	4.72	M20	1.65	1.38	17.72	71.46	18.34	6063
	125-160	1.9685k6	2.10	0.55		M16	1.42					

★ Drawings are representative of this series of drives and do not agree in exact detail for all sizes. Gear drives are for horizontal, floor-mounted operation unless specifically stated otherwise. Consult the Factory for other mountings. Dimensions are for reference only and are subject to change without notice unless certified.

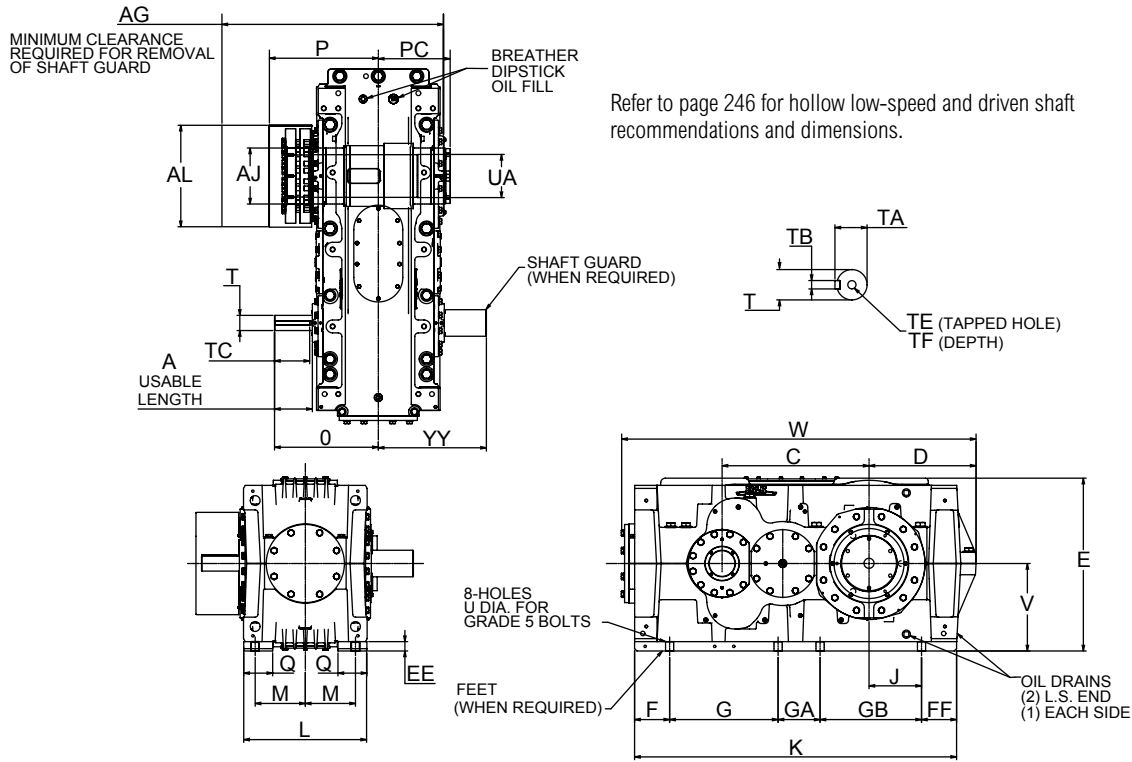
† Key Sizes per ISO/R773-1969, Form B. Tapped center hole to DIN 332, threads 6H.

\* See table on page 19 for tolerance.

# Double Reduction Hollow Low-Speed Shaft with Shrink Disc

## Sizes 133 – 173 / Dimensions — Inches

For drives outfitted with a Smart Condition Monitoring System see catalog **SS1-001** for additional drive dimensional information.



### Dimensions (in)

Drive Size★	Ratios	A	AG	AJ*	AL	C	D	E	EE	F	FF	G	GA	GB	J	K	L	M	O	P	PC	Q
133	5.60-28.0	3.94	30.04	5.3150 J7	13.46	16.932	13.06	21.73	1.37	4.86	4.62	11.71	6.50	10.93	6.10	38.61	16.61	6.99	13.07	13.68	8.50	4.44
143	5.60-28.0	4.92	31.81	5.9055 J7	15.12	19.098	13.90	24.49	1.77	5.47	5.20	13.78	5.91	12.60	6.30	42.95	16.85	7.09	14.33	15.31	9.33	4.25
153	5.60-28.0	5.12	34.49	6.4961 J7	15.91	22.050	15.31	26.20	1.57	5.46	5.13	16.14	7.09	14.17	7.68	47.99	19.21	8.27	15.55	16.85	9.72	4.49
163	5.60-28.0	6.10	36.73	7.0866 J7	17.28	24.806	18.07	29.34	1.57	5.87	5.94	18.31	7.09	17.13	8.86	54.33	20.79	8.46	17.52	18.46	11.34	4.88
173	5.00-25.0	6.30	40.71	7.8740 J7	18.70	27.562	22.99	35.08	1.97	6.25	6.69	21.46	7.87	22.05	12.40	64.31	23.15	9.65	18.70	20.39	12.48	5.91

Drive Size★	Ratios	High-Speed Shaft†						U	UA*	V	W	YY	Approx. Wt. lb.
		T*	TA	TB	TC	TE	TF						
133	5.60-20.0	2.2050m6	2.36	0.63	3.94	M20	1.65	0.94	5.5118 H7	11.02	43.35	13.46	1618
	22.4-28.0	1.6535k6	1.77	0.47		M16	1.42						
143	5.60-20.0	2.5591m6	2.71	0.71	4.53	M20	1.65	0.94	6.1024 H7	12.40	48.11	14.80	2133
	22.4-28.0	1.7717k6	1.90	0.55		M16	1.42						
153	5.60-20.0	2.9528m6	3.12	0.79	4.92	M20	1.65	1.10	6.6929 H7	13.19	52.72	16.26	2887
	22.4-28.0	2.1654m6	2.32	0.63									
163	5.60-20.0	3.3465m6	3.54	0.87	5.91	M20	1.65	1.38	7.2835 H7	14.76	59.88	18.23	3988
	22.4-28.0	2.5591m6	2.71	0.71									
173	5.00-18.0	3.7402m6	3.93	0.98	6.10	M24	1.97	1.38	8.2677 H7	17.72	71.46	19.33	5945
	20.0-25.0	2.9528m6	3.12	0.79		M20	1.65						

★ Drawings are representative of this series of drives and do not agree in exact detail for all sizes. Gear drives are for horizontal, floor-mounted operation unless specifically stated otherwise. Consult the Factory for other mountings. Dimensions are for reference only and are subject to change without notice unless certified.

† Key Sizes per ISO/R773-1969, Form B. Tapped center hole to DIN 332, threads 6H.

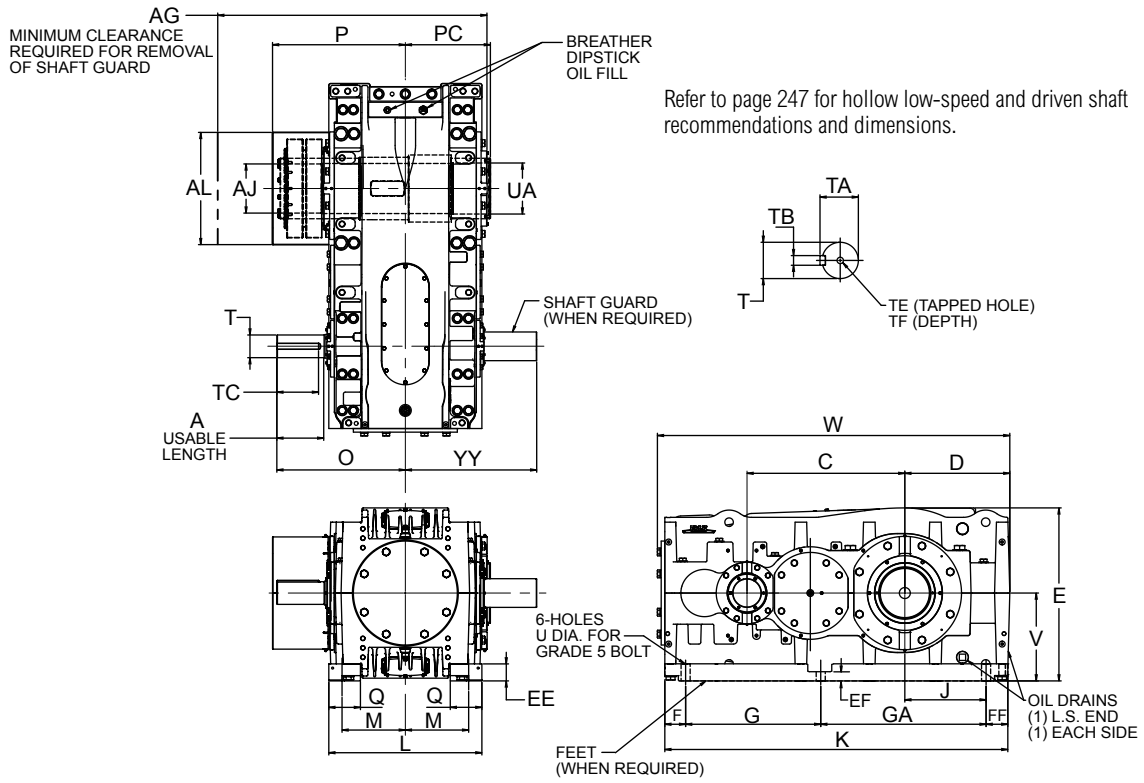
\* j6 tolerance for shaft diameters 1.2" and less, k6 tolerance for shaft diameters over 1.2" to 2.0", m6 tolerance for shaft diameters above 2.0".

\* See table on page 19 for tolerance.

# Double Reduction Hollow Low-Speed Shaft with Shrink Disc

## Sizes 203 – 223 / Dimensions — Inches

For drives outfitted with a Smart Condition Monitoring System see catalog **SS1-001** for additional drive dimensional information.



### Dimensions (in)

Drive Size★	Ratios	A	AG	AJ*	AL	C	D	E	EE	EF	F	FF	G	GA	J	K	L	M	O	P	PC	Q
203	5.60-28.0	9.45	56.24	10.2362J7	23.38	32.877	21.87	36.04	3.54	2.17	4.29	4.53	28.15	34.45	16.93	71.42	31.89	13.19	26.77	27.67	17.72	6.59
223	5.60-28.0	10.63	63.32	12.2047J7	26.72	38.586	25.58	42.67	4.53	2.95	5.28	6.18	32.68	39.57	18.90	83.70	35.43	14.76	30.12	31.23	19.69	6.80

Drive Size★	Ratios	High-Speed Shaft†						U	UA*	V	W	YY	Approx. Wt. lb.
		T*	TA	TB	TC	TE	TF						
203	5.60-20.0	4.7244m6	4.99	1.26	8.66	M24	1.97	1.89	10.6299H7	18.31	73.42	27.37	10117
	22.4-28.0	3.1496m6	3.34	0.87	8.27	M20	1.65						
223	5.60-20.0	5.5118m6	5.82	1.42	9.06	M30	2.36	2.17	12.5984H7	21.65	85.79	30.59	14698
	22.4-28.0	3.9370m6	4.17	1.10		M24	1.97						

★ Drawings are representative of this series of drives and do not agree in exact detail for all sizes. Gear drives are for horizontal, floor-mounted operation unless specifically stated otherwise. Consult the Factory for other mountings. Dimensions are for reference only and are subject to change without notice unless certified.

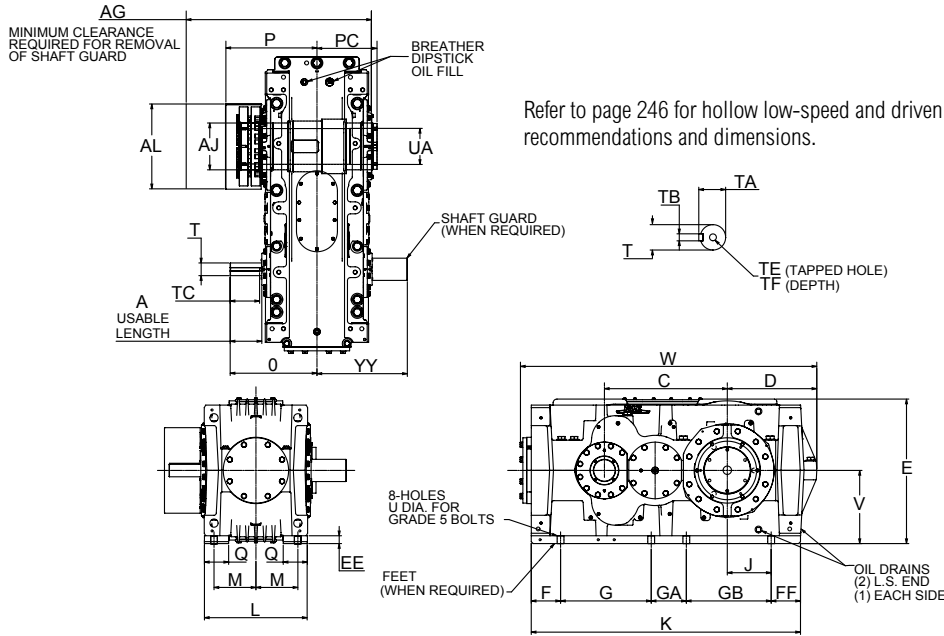
† Key Sizes per ISO/R773-1969, Form B. Tapped center hole to DIN 332, threads 6H.

\* j6 tolerance for shaft diameters 1.2" and less, k6 tolerance for shaft diameters over 1.2" to 2.0", m6 tolerance for shaft diameters above 2.0".

\* See table on page 19 for tolerance.

Double Reduction Hollow Low-Speed Shaft with Shrink Disc  
 Sizes 107 – 187 / Dimensions — Inches

For drives outfitted with a Smart Condition Monitoring System see catalog **SS1-001** for additional drive dimensional information.



Refer to page 246 for hollow low-speed and driven shaft recommendations and dimensions.

Dimensions (in)

Drive Size★	Ratios	A	AG	AJ*	AL	C	D	E	EE	F	FF	G	GA	GB	J	K	L	M	O	P	PC	Q
107	5.60-28.0	3.94	21.46	3.3465 J7	10.39	11.814	10.27	16.51	0.98	4.37	4.37	7.87	3.94	7.87	3.94	28.43	12.68	4.92	10.83	10.58	6.89	3.07
117	5.60-28.0	3.94	24.84	4.1339 J7	11.76	13.389	11.25	18.25	0.98	4.53	4.53	9.06	4.72	9.06	4.72	31.89	14.33	5.91	11.79	12.20	7.83	3.62
127	5.60-28.0	3.94	26.50	4.9213 J7	12.24	15.161	12.02	20.55	0.98	4.72	4.13	10.63	5.91	9.96	5.67	35.35	16.14	6.50	12.52	12.98	8.50	4.00
137	5.60-28.0	3.94	30.04	5.3150 J7	13.46	16.932	13.06	21.73	1.37	4.86	4.62	11.71	6.50	10.93	6.10	38.61	16.61	6.99	13.07	13.68	8.50	4.44
147	5.60-28.0	4.92	31.81	5.9055 J7	15.12	19.098	13.91	24.49	1.77	5.47	5.20	13.78	5.91	12.60	6.30	42.95	16.85	7.09	14.33	15.31	9.33	4.25
157	5.60-28.0	5.12	34.49	6.4961 J7	15.91	22.050	15.32	26.20	1.57	5.46	5.13	16.14	7.09	14.17	7.68	47.99	19.21	8.27	15.55	16.85	9.72	4.49
167	5.60-28.0	6.10	36.73	7.0866 J7	17.28	24.806	18.07	29.34	1.57	5.87	5.94	18.31	7.09	17.13	8.86	54.33	20.79	8.46	17.52	18.46	11.34	4.88
177	5.00-25.0	6.30	40.71	7.8740 J7	18.70	27.562	22.98	35.08	1.97	6.25	6.69	21.46	7.87	22.05	12.40	64.31	23.15	9.65	18.70	20.39	12.48	5.91
187	5.60-28.0	6.30	40.71	8.0709 J7	18.70	28.546	21.99	35.08	1.97	6.25	6.69	21.46	7.87	22.05	11.42	64.31	23.15	9.65	18.70	20.39	12.48	5.91

Drive Size★	Ratios	High-Speed Shaft†						U	UA*	V	W	YY	Approx. Wt. lb.
		T*	TA	TB	TC	TE	TF						
107	5.60-20.0	1.6535k6	1.77	0.47	3.94	M16	1.42	0.57	3.5433 H7	8.35	32.17	11.11	646
	22.4-28.0	1.1024j6	1.21	0.31		M10	0.87						
117	5.60-20.0	1.6535k6	1.77	0.47	3.94	M16	1.42	0.73	4.3307 H7	9.29	36.10	12.13	916
	22.4-28.0	1.3780k6	1.49	0.39		M12	1.10						
127	5.60-20.0	2.0472m6	2.20	0.63	3.94	M20	1.65	0.73	5.1181 H7	10.43	39.64	12.88	1268
	22.4-28.0	1.3780k6	1.49	0.39		M12	1.10						
137	5.60-20.0	2.2050m6	2.36	0.63	3.94	M20	1.65	0.94	5.5118 H7	11.02	43.34	13.49	1618
	22.4-28.0	1.6535k6	1.77	0.47		M16	1.42						
147	5.60-20.0	2.5591m6	2.71	0.71	4.53	M20	1.65	0.94	6.1024 H7	12.40	48.11	14.81	2133
	22.4-28.0	1.7717k6	1.90	0.55		M16	1.42						
157	5.60-20.0	2.9528m6	3.12	0.79	4.92	M20	1.65	1.10	6.6929 H7	13.19	52.70	16.60	2887
	22.4-28.0	2.1654m6	2.32	0.63		M20	1.65						
167	5.60-20.0	3.3465m6	3.54	0.87	5.91	M20	1.65	1.38	7.2835 H7	14.76	59.87	18.24	3988
	22.4-28.0	2.5591m6	2.71	0.71		M20	1.65						
177	5.00-18.0	3.7402m6	3.93	0.98	6.10	M24	1.97	1.38	8.2677 H7	17.72	71.46	19.31	5945
	20.0-25.0	2.9528m6	3.12	0.79		M20	1.65						
187	5.60-20.0	3.7402m6	3.93	0.98	6.10	M24	1.97	1.38	8.2677 H7	17.72	71.46	19.31	5946
	22.4-28.0	2.9528m6	3.12	0.79		M20	1.65						

★ Drawings are representative of this series of drives and do not agree in exact detail for all sizes. Gear drives are for horizontal, floor-mounted operation unless specifically stated otherwise. Consult the Factory for other mountings. Dimensions are for reference only and are subject to change without notice unless certified.

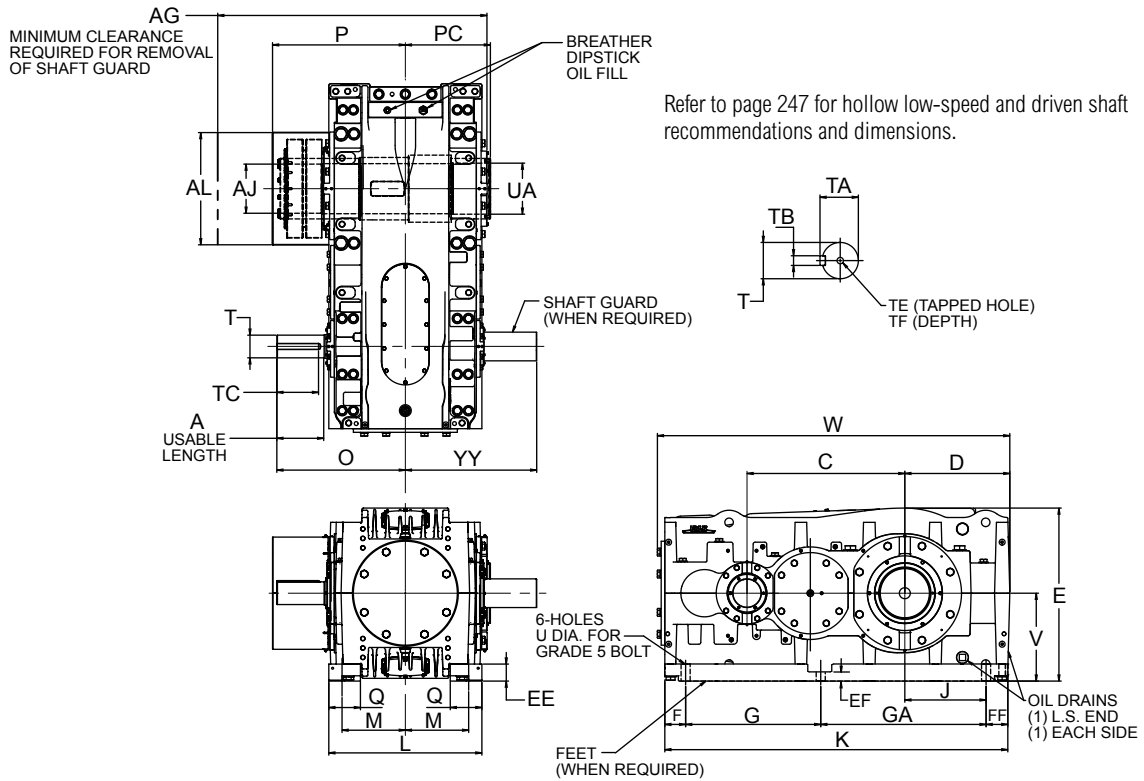
† Key Sizes per ISO/R773-1969, Form B. Tapped center hole to DIN 332, threads 6H.

\* See table on page 19 for tolerance.

# Double Reduction Hollow Low-Speed Shaft with Shrink Disc

## Sizes 207 - 227 / Dimensions — Inches

For drives outfitted with a Smart Condition Monitoring System see catalog **SS1-001** for additional drive dimensional information.



### Dimensions (in)

Drive Size★	Ratios	A	AG	AJ*	AL	C	D	E	EE	EF	F	FF	G	GA	J	K	L	M	O	P	PC	Q
207	5.60-28.0	9.45	56.24	10.2362J7	23.38	32.872	21.87	36.04	3.54	2.17	4.29	4.53	28.15	34.45	16.93	71.42	31.89	13.19	26.77	27.67	17.72	6.59
227	5.60-28.0	10.63	63.32	12.2047J7	26.72	38.586	25.58	42.67	4.53	2.95	5.28	6.18	32.68	39.57	18.90	83.70	35.43	14.76	30.12	31.23	19.69	6.80

Drive Size★	Ratios	High-Speed Shaft†						U	UA*	V	W	YY	Approx. Wt. lb.
		T*	TA	TB	TC	TE	TF						
207	5.60-20.0	4.7244m6	4.99	1.26	8.66	M24	1.97	1.89	10.6299H7	18.31	73.42	27.37	10117
	22.4-28.0	3.1496m6	3.34	0.87	8.27	M20	1.65						
227	5.60-20.0	5.5118m6	5.82	1.42	9.06	M30	2.36	2.17	12.5984H7	21.65	85.79	30.59	14698
	22.4-28.0	3.9370m6	4.17	1.10		M24	1.97						

★ Drawings are representative of this series of drives and do not agree in exact detail for all sizes. Gear drives are for horizontal, floor-mounted operation unless specifically stated otherwise. Consult the Factory for other mountings. Dimensions are for reference only and are subject to change without notice unless certified.

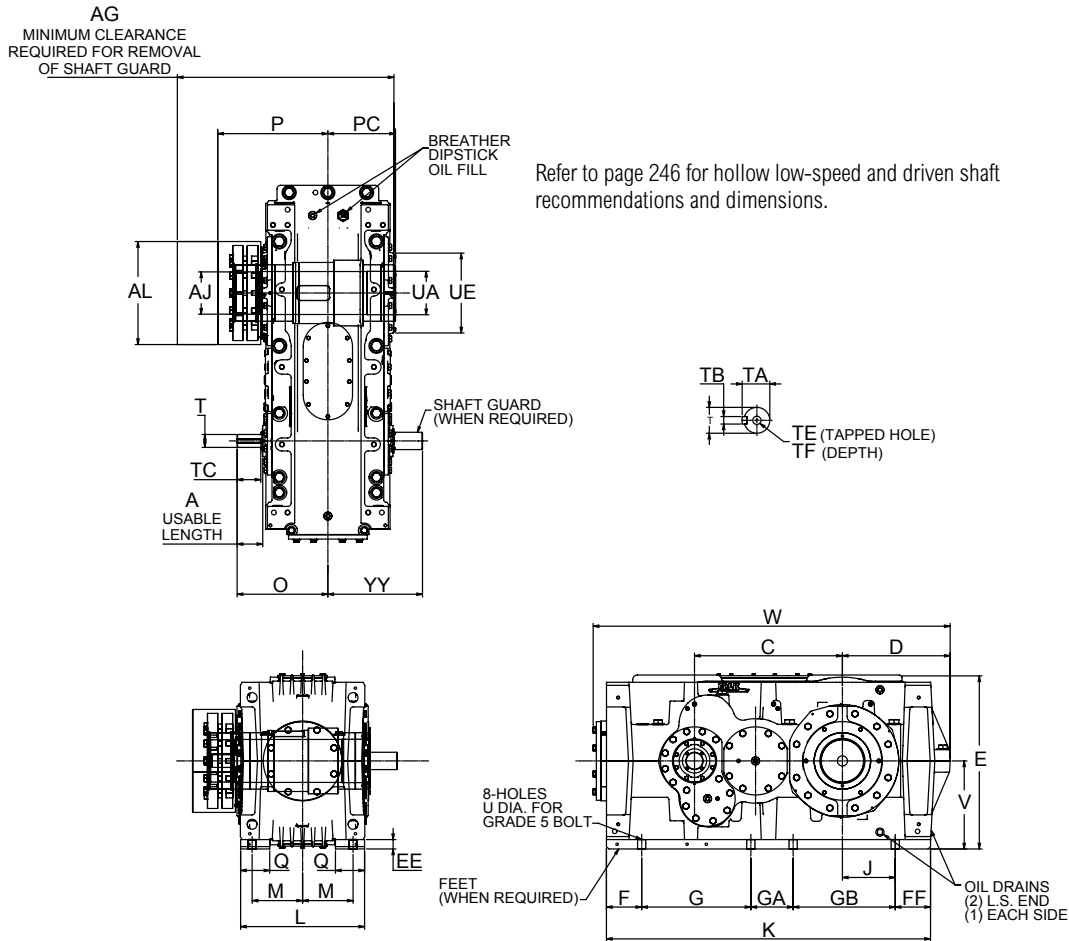
† Key Sizes per ISO/R773-1969, Form B. Tapped center hole to DIN 332, threads 6H.

\* j6 tolerance for shaft diameters 1.2" and less, k6 tolerance for shaft diameters over 1.2" to 2.0", m6 tolerance for shaft diameters above 2.0".

\* See table on page 19 for tolerance.

Triple Reduction Hollow Low-Speed Shaft with Shrink Disc  
 Sizes 133 – 173 / Dimensions — Inches

For drives outfitted with a Smart Condition Monitoring System see catalog **SS1-001** for additional drive dimensional information.



Refer to page 246 for hollow low-speed and driven shaft recommendations and dimensions.

Dimensions (in)

Drive Size★	Ratios	A	AG	AJ*	AL	C	D	E	EE	F	FF	G	GA	GB	J	K	L	M	O	P	PC	Q
133	31.5-160	2.76	30.04	5.3150 J7	13.46	16.9323	13.06	21.73	1.37	4.86	4.62	11.71	6.50	10.93	6.10	38.61	16.61	6.99	11.89	13.68	8.50	4.44
143	31.5-160	3.94	31.81	5.9055 J7	15.12	19.0976	13.90	24.49	1.77	5.47	5.20	13.78	5.91	12.60	6.30	42.95	16.85	7.09	13.15	15.31	9.33	4.25
153	31.5-160	3.94	34.49	6.4961 J7	15.91	22.0504	15.31	26.20	1.57	5.46	5.13	16.14	7.09	14.17	7.68	47.99	19.21	8.27	14.37	16.85	9.72	4.49
163	31.5-160	3.94	36.73	7.0866 J7	17.28	24.8063	18.07	29.34	1.57	5.87	5.94	18.31	7.09	17.13	8.86	54.33	20.79	8.46	15.24	18.46	11.34	4.88
173	28.0-140	5.12	40.71	7.8740 J7	18.70	27.5622	22.99	35.08	1.97	6.25	6.69	21.46	7.87	22.05	12.40	64.31	23.15	9.65	17.52	20.39	12.48	5.91

Drive Size★	Ratios	High-Speed Shaft†						U	UA*	V	W	YY	Approx. Wt. lb.
		T*	TA	TB	TC	TE	TF						
133	31.5-112	1.3780k6	1.49	0.39	2.56	M12	1.10	0.94	5.5118 H7	11.02	43.35	12.43	1662
	125-160	0.9843j6	1.10	0.31		M10	0.87						
143	31.5-112	1.7717k6	1.90	0.55	3.54	M16	1.42	0.94	6.1024 H7	12.40	48.11	13.90	2059
	125-160	1.1181j6	1.29	0.31		M10	0.87						
153	31.5-112	1.8898k6	2.02	0.55	3.94	M16	1.42	1.10	6.6929 H7	13.19	52.72	14.69	2929
	125-160	1.3780k6	1.49	0.39		M12	1.10						
163	31.5-112	2.1654m6	2.32	0.63	3.94	M20	1.65	1.38	7.2835 H7	14.76	59.88	15.87	4064
	125-160	1.6535k6	1.77	0.47		M16	1.42						
173	28.0-100	2.5591m6	2.71	0.71	4.72	M20	1.65	1.38	8.2677 H7	17.72	71.46	18.35	5925
	112-140	1.9685k6	2.10	0.55		M16	1.42						

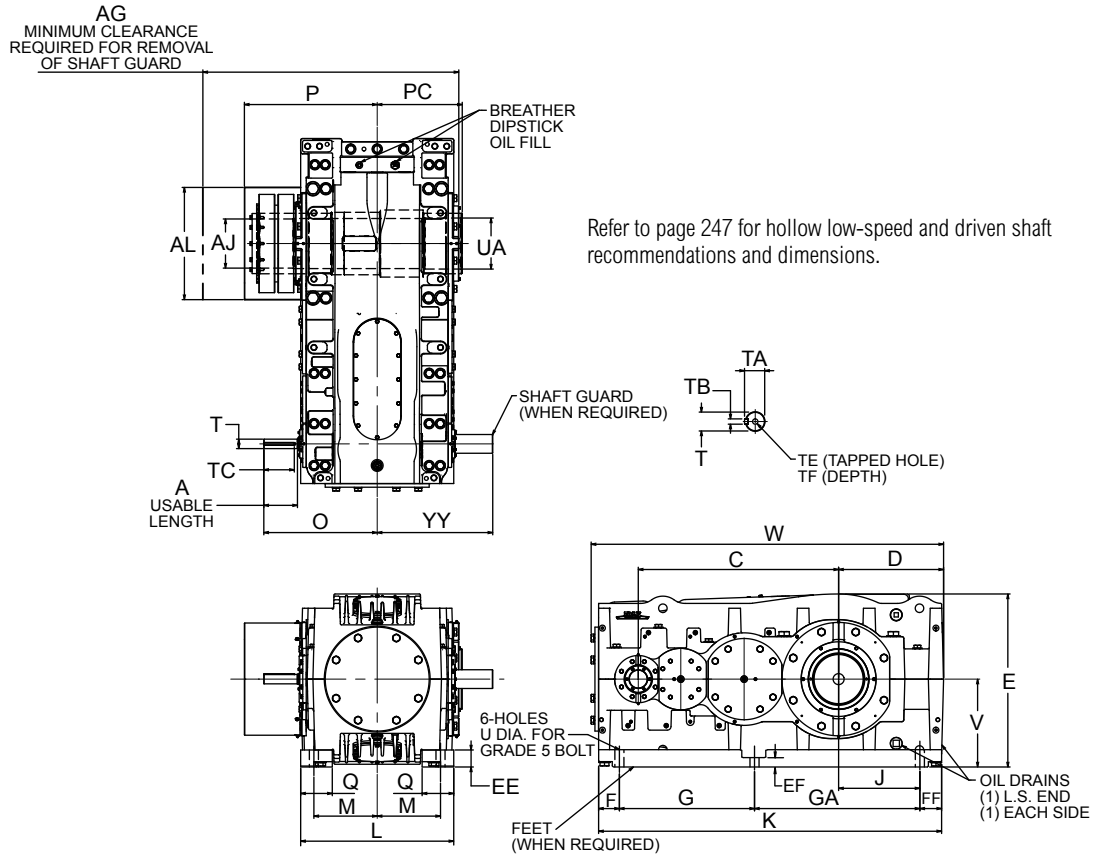
★ Drawings are representative of this series of drives and do not agree in exact detail for all sizes. Gear drives are for horizontal, floor-mounted operation unless specifically stated otherwise. Consult the Factory for other mountings. Dimensions are for reference only and are subject to change without notice unless certified.

† Key Sizes per ISO/R773-1969, Form B. Tapped center hole to DIN 332, threads 6H.

\* See table on page 19 for tolerance.

Triple Reduction Hollow Low-Speed Shaft with Shrink Disc  
 Sizes 203 - 223 / Dimensions — Inches

For drives outfitted with a Smart Condition Monitoring System see catalog **SS1-001** for additional drive dimensional information.



Refer to page 247 for hollow low-speed and driven shaft recommendations and dimensions.

Dimensions (in)

Drive Size★	Ratios	A	AG	AJ*	AL	C	D	E	EE	EF	F	FF	G	GA	J	K	L	M	O	P	PC	Q
203	31.5-160	6.69	56.24	10.2362J7	23.38	41.737	21.87	36.04	3.54	2.17	4.29	4.53	28.15	34.45	16.93	71.42	31.89	13.19	23.62	27.67	17.72	6.59
223	31.5-160	7.87	63.32	12.2047J7	26.72	48.824	25.58	42.67	4.53	2.95	5.28	6.18	32.68	39.57	18.90	83.70	35.43	14.76	26.57	31.23	19.69	6.80

Drive Size★	Ratios	High-Speed Shaft†						U	UA*	V	W	YY	Approx. Wt. lb.
		T*	TA	TB	TC	TE	TF						
203	31.5-112	2.7559m6	2.93	0.79	6.30	M20	1.65	1.89	10.6299H7	18.31	73.42	24.07	10249
	125-160	1.9685k6	2.10	0.55		M16	1.42						
223	31.5-112	3.5433m6	3.73	0.98	7.09	M24	1.97	2.17	12.5984H7	21.65	85.79	26.97	14795
	125-160	2.5591m6	2.71	0.71		M20	1.65						

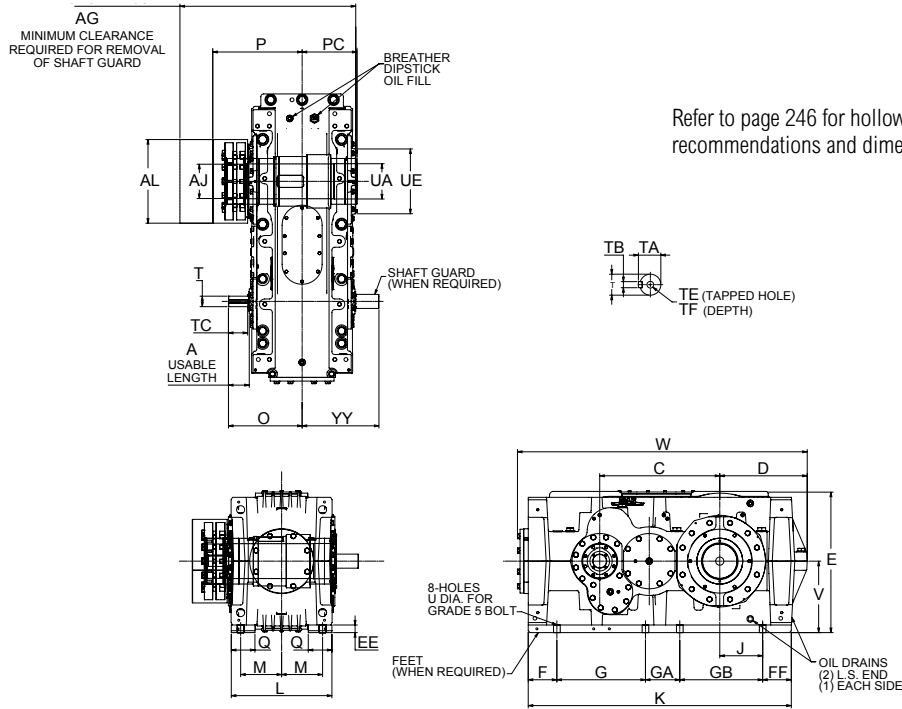
★ Drawings are representative of this series of drives and do not agree in exact detail for all sizes. Gear drives are for horizontal, floor-mounted operation unless specifically stated otherwise. Consult the Factory for other mountings. Dimensions are for reference only and are subject to change without notice unless certified.

† Key Sizes per ISO/R773-1969, Form B. Tapped center hole to DIN 332, threads 6H.

\* See table on page 19 for tolerance.

Triple Reduction Hollow Low-Speed Shaft with Shrink Disc  
 Sizes 107 – 187 / Dimensions — Inches

For drives outfitted with a Smart Condition Monitoring System see catalog **SS1-001** for additional drive dimensional information.



Refer to page 246 for hollow low-speed and driven shaft recommendations and dimensions.

Dimensions (in)

Drive Size★	Ratios	A	AG	AJ*	AL	C	D	E	EE	F	FF	G	GA	GB	J	K	L	M	O	P	PC	Q
107	31.5-160	2.20	21.46	3.3465 J7	10.39	11.814	10.27	16.51	0.98	4.37	4.37	7.87	3.94	7.87	3.94	28.43	12.68	4.92	8.86	10.58	6.89	3.07
117	31.5-160	2.20	24.84	4.1339 J7	11.76	13.389	11.25	18.25	0.98	4.53	4.53	9.06	4.72	9.06	4.72	31.89	14.33	5.91	9.80	12.20	7.83	3.62
127	31.5-160	2.95	26.50	4.9213 J7	12.24	15.161	12.02	20.55	0.98	4.72	4.13	10.63	5.91	9.96	5.67	35.35	16.14	6.50	11.32	12.98	8.50	4.00
137	31.5-160	2.76	30.04	5.3150 J7	13.46	16.932	13.06	21.73	1.37	4.86	4.62	11.71	6.50	10.93	6.10	38.61	16.61	6.99	11.89	13.68	8.50	4.44
147	31.5-160	3.94	31.81	5.9055 J7	15.12	19.098	13.91	24.49	1.77	5.47	5.20	13.78	5.91	12.60	6.30	42.95	16.85	7.09	13.15	15.31	9.33	4.25
157	31.5-160	3.94	34.49	6.4961 J7	15.91	22.050	15.32	26.20	1.57	5.46	5.13	16.14	7.09	14.17	7.68	47.99	19.21	8.27	14.37	16.85	9.72	4.49
167	31.5-160	3.94	36.73	7.0866 J7	17.28	24.806	18.07	29.34	1.57	5.87	5.94	18.31	7.09	17.13	8.86	54.33	20.79	8.46	15.24	18.46	11.34	4.88
177	28.0-140	5.12	40.71	7.8740 J7	18.70	27.562	22.98	35.08	1.97	6.25	6.69	21.46	7.87	22.05	12.40	64.31	23.15	9.65	17.52	20.39	12.48	5.91
187	31.5-160	5.12	40.71	8.0709 J7	18.70	28.546	21.99	35.08	1.97	6.25	6.69	21.46	7.87	22.05	11.42	64.31	23.15	9.65	17.52	20.39	12.48	5.91

Drive Size★	Ratios	High-Speed Shaft†						U	UA*	V	W	YY	Approx. Wt. lb.
		T*	TA	TB	TC	TE	TF						
107	31.5-112	1.1024j6	1.21	0.31	1.97	M10	0.87	0.57	3.5433 H7	8.35	32.17	9.15	657
	125-160	0.9449j6	1.06			M8	0.75						
117	31.5-112	1.1811j6	1.29	0.31	2.09	M10	0.87	0.73	4.3307 H7	9.29	36.10	10.10	927
	125-160	0.9843j6	1.10			M10	0.87						
127	31.5-112	1.3780k6	1.49	0.39	2.76	M12	1.10	0.73	5.1181 H7	10.43	39.64	11.73	1292
	125-160	0.9843j6	1.10	0.31	2.64	M10	0.87						
137	31.5-112	1.3780k6	1.49	0.39	2.56	M12	1.10	0.94	5.5118 H7	11.02	43.34	12.43	1662
	125-160	0.9843j6	1.10	0.31		M10	0.87						
147	31.5-112	1.7717k6	1.90	0.55	3.54	M16	1.42	0.94	6.1024 H7	12.40	48.11	13.84	2059
	125-160	1.1181j6	1.29	0.31		M10	0.87						
157	31.5-112	1.8898k6	2.02	0.55	3.94	M16	1.42	1.10	6.6929 H7	13.19	52.70	14.64	2929
	125-160	1.3780k6	1.49	0.39		M12	1.10						
167	31.5-112	2.1654m6	2.32	0.63	3.94	M20	1.65	1.38	7.2835 H7	14.76	59.87	15.91	4064
	125-160	1.6535k6	1.77	0.47		M16	1.42						
177	28.0-100	2.5591m6	2.71	0.71	4.72	M20	1.65	1.38	8.2677 H7	17.72	71.46	18.34	5925
	112-140	1.9685k6	2.10	0.55		M16	1.42						
187	31.5-112	2.5591m6	2.71	0.71	4.72	M20	1.65	1.38	8.2677 H7	17.72	71.46	18.34	6063
	125-160	1.9685k6	2.10	0.55		M16	1.42						

★ Drawings are representative of this series of drives and do not agree in exact detail for all sizes. Gear drives are for horizontal, floor-mounted operation unless specifically stated otherwise. Consult the Factory for other mountings. Dimensions are for reference only and are subject to change without notice unless certified.

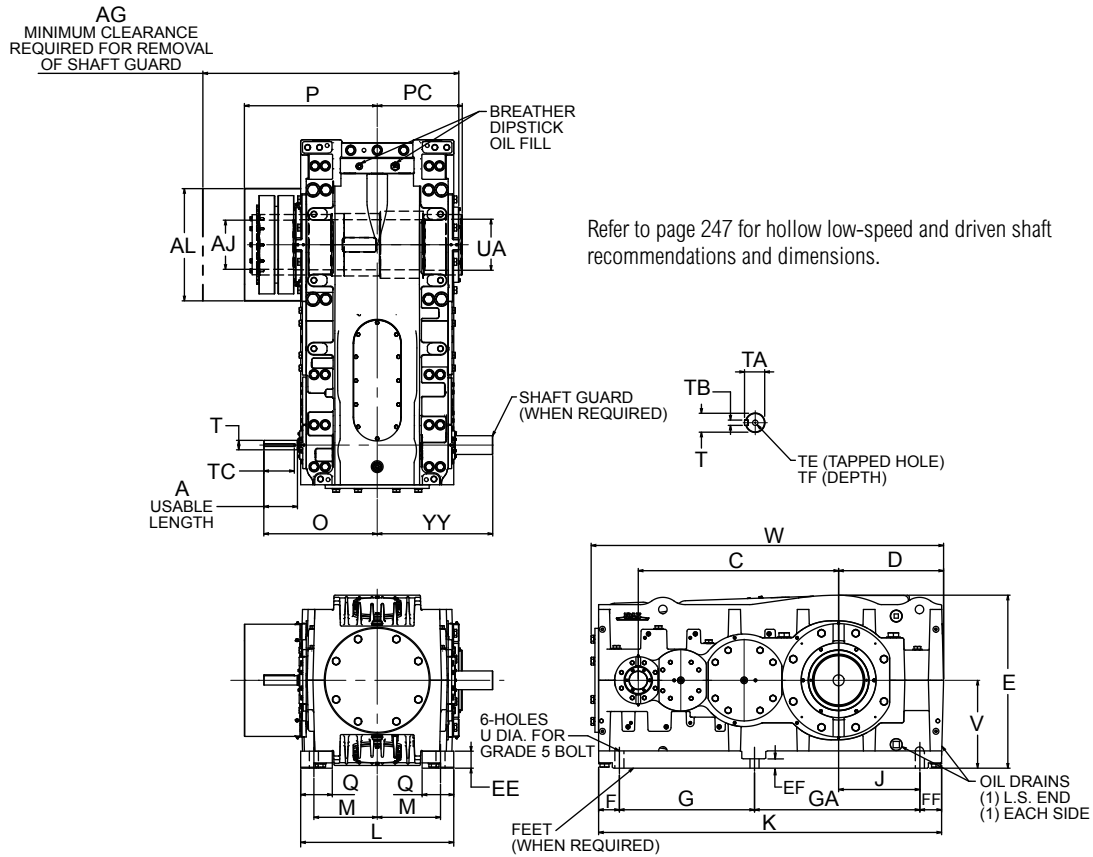
† Key Sizes per ISO/R773-1969, Form B. Tapped center hole to DIN 332, threads 6H.

\* See table on page 19 for tolerance.

# Triple Reduction Hollow Low-Speed Shaft with Shrink Disc

## Sizes 207 - 227 / Dimensions — Inches

For drives outfitted with a Smart Condition Monitoring System see catalog **SS1-001** for additional drive dimensional information.



### Dimensions (in)

Drive Size★	Ratios	A	AG	AJ*	AL	C	D	E	EE	EF	F	FF	G	GA	J	K	L	M	O	P	PC	Q
207	31.5-160	6.69	56.24	10.2362J7	23.38	41.737	21.87	36.04	3.54	2.17	4.29	4.53	28.15	34.45	16.93	71.42	31.89	13.19	23.62	27.67	17.72	6.59
227	31.5-160	7.87	63.32	12.2047J7	26.72	48.824	25.58	42.67	4.53	2.95	5.28	6.18	32.68	39.57	18.90	83.70	35.43	14.76	26.57	31.23	19.69	6.80

Drive Size★	Ratios	High-Speed Shaft†						U	UA*	V	W	YY	Approx. Wt. lb.
		T*	TA	TB	TC	TE	TF						
207	31.5-112	2.7559m6	2.93	0.79	6.30	M20	1.65	1.89	10.6299H7	18.31	73.42	24.07	10249
	125-160	1.9685k6	2.10	0.55		M16	1.42						
227	31.5-112	3.5433m6	3.73	0.98	7.09	M24	1.97	2.17	12.5984H7	21.65	85.79	26.97	14795
	125-160	2.5591m6	2.71	0.71		M20	1.65						

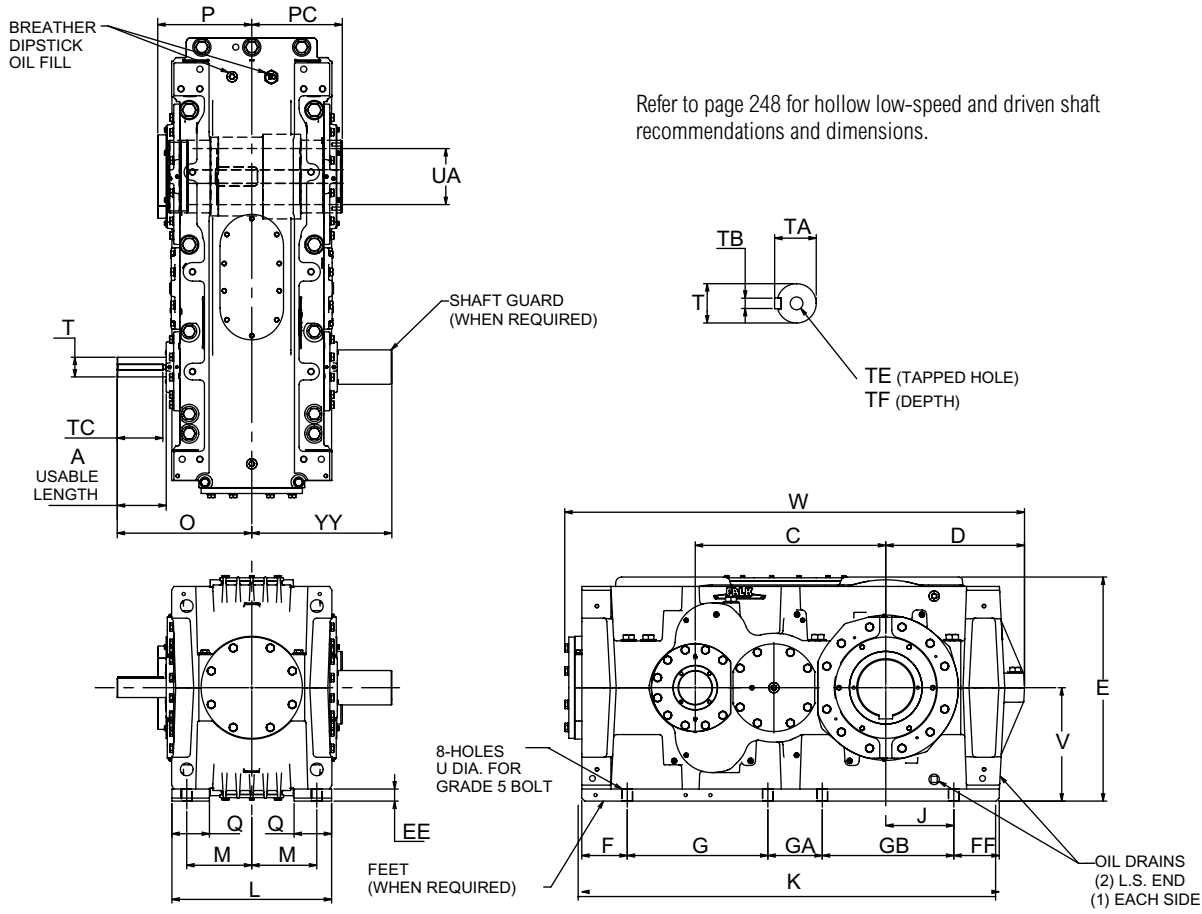
★ Drawings are representative of this series of drives and do not agree in exact detail for all sizes. Gear drives are for horizontal, floor-mounted operation unless specifically stated otherwise. Consult the Factory for other mountings. Dimensions are for reference only and are subject to change without notice unless certified.

† Key Sizes per ISO/R773-1969, Form B. Tapped center hole to DIN 332, threads 6H.

\* See table on page 19 for tolerance.

Double Reduction with Hollow Low-Speed Shaft  
 Sizes 133 - 173 / Dimensions — Inches

For drives outfitted with a Smart Condition Monitoring System see catalog **SS1-001** for additional drive dimensional information.



Dimensions (in)

Drive Size★	Ratios	A	C	D	E	EE	F	FF	G	GA	GB	J	K	L	M	O	P	PC	Q
133	5.60-28.0	3.94	16.9323	13.06	21.73	1.37	4.86	4.62	11.71	6.50	10.93	6.10	38.61	16.61	6.99	13.07	9.94	9.17	4.44
143	5.60-28.0	4.92	19.0976	13.90	24.49	1.77	5.47	5.20	13.78	5.91	12.60	6.30	42.95	16.85	7.09	14.33	10.05	9.33	4.25
153	5.60-28.0	5.12	22.0504	15.31	26.20	1.57	5.46	5.13	16.14	7.09	14.17	7.68	47.99	19.21	8.27	15.55	11.25	10.43	4.49
163	5.60-28.0	6.10	24.8063	18.07	29.34	1.57	5.87	5.94	18.31	7.09	17.13	8.86	54.33	20.79	8.46	17.52	12.25	11.34	4.88
173	5.00-25.0	6.30	27.5622	22.99	35.08	1.97	6.25	6.69	21.46	7.87	22.05	12.40	64.31	23.15	9.65	18.70	13.15	12.48	5.91

Drive Size★	Ratios	High-Speed Shaft†						U	UA*	V	W	YY	Approx. Wt. lb.
		T*	TA	TB	TC	TE	TF						
133	5.60-20.0	2.2047m6	2.36	0.63	3.94	M20	1.65	0.94	5.3150 H7	11.02	43.35	13.46	1618
	22.4-28.0	1.6535k6	1.77	0.47		M16	1.42						
143	5.60-20.0	2.5591m6	2.71	0.71	4.53	M20	1.65	0.94	5.9055 H7	12.40	48.11	14.80	2133
	22.4-28.0	1.7717k6	1.90	0.55		M16	1.42						
153	5.60-20.0	2.9528m6	3.12	0.79	4.92	M20	1.65	1.10	6.6929 H7	13.19	52.72	16.26	2950
	22.4-28.0	2.1654m6	2.32	0.63									
163	5.60-20.0	3.3465m6	3.54	0.87	5.91	M20	1.65	1.38	7.2835H7	14.76	59.88	18.23	3988
	22.4-28.0	2.5591m6	2.71	0.71									
173	5.00-18.0	3.7402m6	3.93	0.98	6.10	M24	1.97	1.38	8.6614H7	17.72	71.46	19.33	5945
	20.0-25.0	2.9528m6	3.12	0.79		M20	1.65						

★ Drawings are representative of this series of drives and do not agree in exact detail for all sizes. Gear drives are for horizontal, floor-mounted operation unless specifically stated otherwise. Consult the Factory for other mountings. Dimensions are for reference only and are subject to change without notice unless certified.

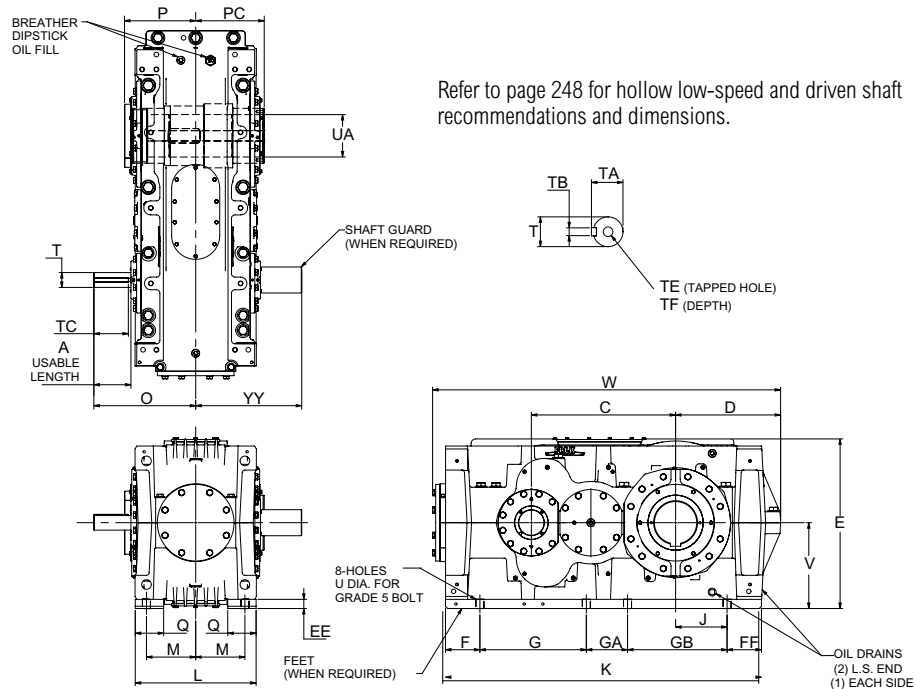
† Key Sizes per ISO/R773-1969, Form B. Tapped center hole to DIN 332, threads 6H.

\* See table on page 19 for tolerance.

# Double Reduction with Hollow Low-Speed Shaft

## Sizes 107 - 187 / Dimensions — Inches

For drives outfitted with a Smart Condition Monitoring System see catalog **SS1-001** for additional drive dimensional information.



### Dimensions (in)

Drive Size★	Ratios	A	C	D	E	EE	F	FF	G	GA	GB	J	K	L	M	O	P	PC	Q
107	5.60-28.0	3.94	11.814	10.27	16.51	0.98	4.37	4.37	7.87	3.94	7.87	3.94	28.43	12.68	4.92	10.83	7.05	6.93	3.07
117	5.60-28.0	3.94	13.389	11.25	18.25	0.98	4.53	4.53	9.06	4.72	9.06	4.72	31.89	14.33	5.91	11.79	8.07	7.83	3.62
127	5.60-28.0	3.94	15.161	12.02	20.55	0.98	4.72	4.13	10.63	5.91	9.96	5.67	35.35	16.14	6.50	12.52	8.86	8.54	4.00
137	5.60-28.0	3.94	16.932	13.06	21.73	1.37	4.86	4.62	11.71	6.50	10.93	6.10	38.61	16.61	6.99	13.07	9.94	9.17	4.44
147	5.60-28.0	4.92	19.098	13.91	24.49	1.77	5.47	5.20	13.78	5.91	12.60	6.30	42.95	16.85	7.09	14.33	10.05	9.33	4.25
157	5.60-28.0	5.12	22.050	15.32	26.20	1.57	5.46	5.13	16.14	7.09	14.17	7.68	47.99	19.21	8.27	15.55	11.25	10.43	4.49
167	5.60-28.0	6.10	24.806	18.07	29.34	1.57	5.87	5.94	18.31	7.09	17.13	8.86	54.33	20.79	8.46	17.52	12.25	11.34	4.88
177	5.00-25.0	6.30	27.562	22.98	35.08	1.97	6.25	6.69	21.46	7.87	22.05	12.40	64.31	23.15	9.65	18.70	13.15	12.48	5.91
187	5.60-28.0	6.30	28.546	21.99	35.08	1.97	6.25	6.69	21.46	7.87	22.05	11.42	64.31	23.15	9.65	18.70	13.15	12.48	5.91

Drive Size★	Ratios	High-Speed Shaft†						U	UA*	V	W	YY	Approx. Wt. lb.
		T*	TA	TB	TC	TE	TF						
107	5.60-20.0	1.6535k6	1.77	0.47	3.94	M16	1.42	0.57	3.7402 H7	8.35	32.17	11.11	646
	22.4-28.0	1.1024j6	1.21	0.31		M10	0.87						
117	5.60-20.0	1.6535k6	1.77	0.47	3.94	M16	1.42	0.73	4.3307 H7	9.29	36.10	12.13	916
	22.4-28.0	1.3780k6	1.49	0.39		M12	1.10						
127	5.60-20.0	2.0472m6	2.20	0.63	3.94	M20	1.65	0.73	4.7244 H7	10.43	39.64	12.88	1268
	22.4-28.0	1.3780k6	1.49	0.39		M12	1.10						
137	5.60-20.0	2.2047m6	2.36	0.63	3.94	M20	1.65	0.94	5.3150 H7	11.02	43.34	13.49	1618
	22.4-28.0	1.6535k6	1.77	0.47		M16	1.42						
147	5.60-20.0	2.5591m6	2.71	0.71	4.53	M20	1.65	0.94	5.9055 H7	12.40	48.11	14.81	2133
	22.4-28.0	1.7717k6	1.90	0.55		M16	1.42						
157	5.60-20.0	2.9528m6	3.12	0.79	4.92	M20	1.65	1.10	6.6929 H7	13.19	52.70	16.60	2950
	22.4-28.0	2.1654m6	2.32	0.63									
167	5.60-20.0	3.3465m6	3.54	0.87	5.91	M20	1.65	1.38	7.2835H7	14.76	59.87	18.24	3988
	22.4-28.0	2.5591m6	2.71	0.71									
177	5.00-18.0	3.7402m6	3.93	0.98	6.10	M24	1.97	1.38	8.6614H7	17.72	71.46	19.31	5945
	20.0-25.0	2.9528m6	3.12	0.79		M20	1.65						
187	5.60-28.0	3.7402m6	3.93	0.98	6.10	M24	1.97	1.38	8.6614H7	17.72	71.46	19.31	5946
	22.4-28.0	2.9528m6	3.12	0.79		M20	1.65						

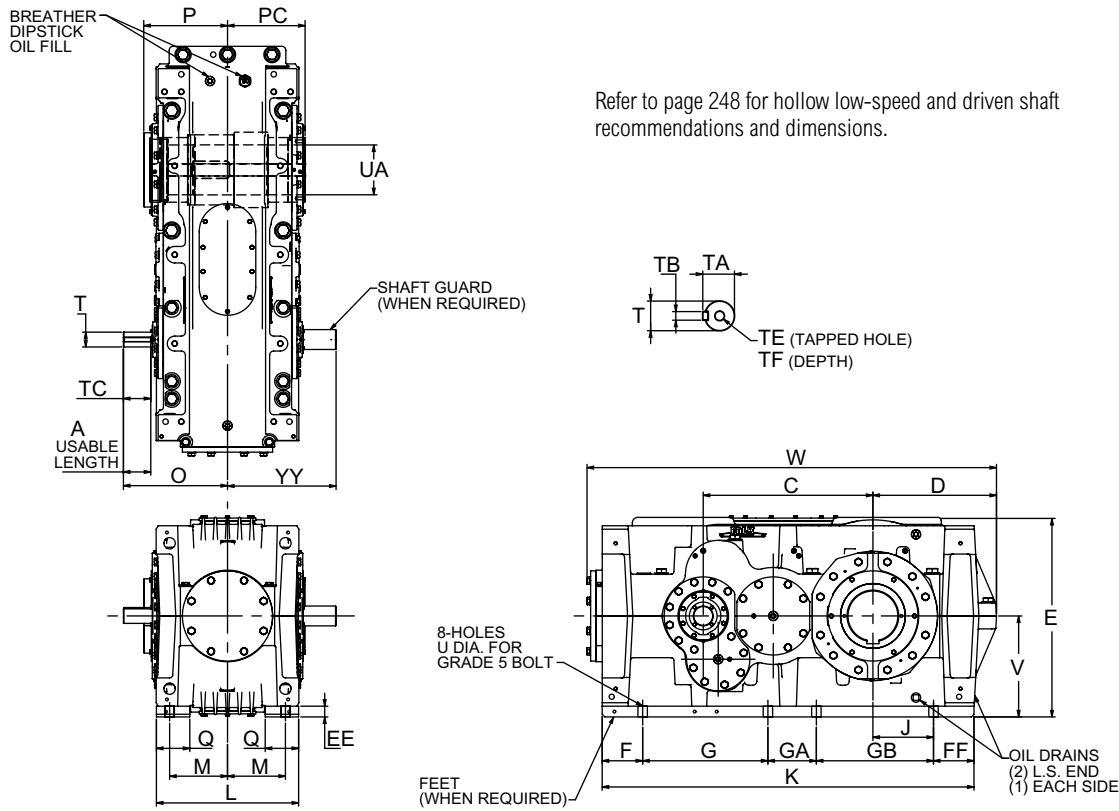
★ Drawings are representative of this series of drives and do not agree in exact detail for all sizes. Gear drives are for horizontal, floor-mounted operation unless specifically stated otherwise. Consult the Factory for other mountings. Dimensions are for reference only and are subject to change without notice unless certified.

† Key Sizes per ISO/R773-1969, Form B. Tapped center hole to DIN 332, threads 6H.

\* See table on page 19 for tolerance.

Triple Reduction with Hollow Low-Speed Shaft  
 Sizes 133 - 173 / Dimensions — Inches

For drives outfitted with a Smart Condition Monitoring System see catalog **SS1-001** for additional drive dimensional information.



Refer to page 248 for hollow low-speed and driven shaft recommendations and dimensions.

Dimensions (in)

Drive Size★	Ratios	A	C	D	E	EE	F	FF	G	GA	GB	J	K	L	M	O	P	PC	Q
133	31.5-160	2.76	16.9323	13.06	21.73	1.37	4.86	4.62	11.71	6.50	10.93	6.10	38.61	16.61	6.99	11.89	9.94	9.17	4.44
143	31.5-160	3.94	19.0976	13.90	24.49	1.77	5.47	5.20	13.78	5.91	12.60	6.30	42.95	16.85	7.09	13.15	10.05	9.33	4.25
153	31.5-160	3.94	22.0504	15.31	26.20	1.57	5.46	5.13	16.14	7.09	14.17	7.68	47.99	19.21	8.27	14.37	11.25	10.43	4.49
163	31.5-160	3.94	24.8063	18.07	29.34	1.57	5.87	5.94	18.31	7.09	17.13	8.86	54.33	20.79	8.46	15.24	12.25	11.34	4.88
173	28.0-140	5.12	27.5622	22.99	35.08	1.97	6.25	6.69	21.46	7.87	22.05	12.40	64.31	23.15	9.65	17.52	13.15	12.48	5.91

Drive Size★	Ratios	High-Speed Shaft†						U	UA*	V	W	YY	Approx. Wt. lb.
		T*	TA	TB	TC	TE	TF						
133	31.5-112	1.3780k6	1.49	0.39	2.56	M12	1.10	0.94	5.3150 H7	11.02	43.35	12.43	1662
	125-160	0.9843j6	1.10	0.31		M10	0.87						
143	31.5-112	1.7717k6	1.90	0.55	3.54	M16	1.42	0.94	5.9055 H7	12.40	48.11	13.90	2059
	125-160	1.1181j6	1.29	0.31		M10	0.87						
153	31.5-112	1.8898k6	2.02	0.55	3.94	M16	1.42	1.10	6.6929 H7	13.19	52.72	14.69	2929
	125-160	1.3780k6	1.49	0.39		M12	1.10						
163	31.5-112	2.1653k6	2.32	0.63	3.94	M20	1.65	1.38	7.2835H7	14.76	59.88	15.87	4064
	125-160	1.6535k6	1.77	0.47		M16	1.42						
173	28.0-100	2.5591m6	2.71	0.71	4.72	M20	1.65	1.38	8.6614H7	17.72	71.46	18.35	5925
	112-140	1.9685k6	2.10	0.55		M16	1.42						

★ Drawings are representative of this series of drives and do not agree in exact detail for all sizes. Gear drives are for horizontal, floor-mounted operation unless specifically stated otherwise. Consult the Factory for other mountings. Dimensions are for reference only and are subject to change without notice unless certified.

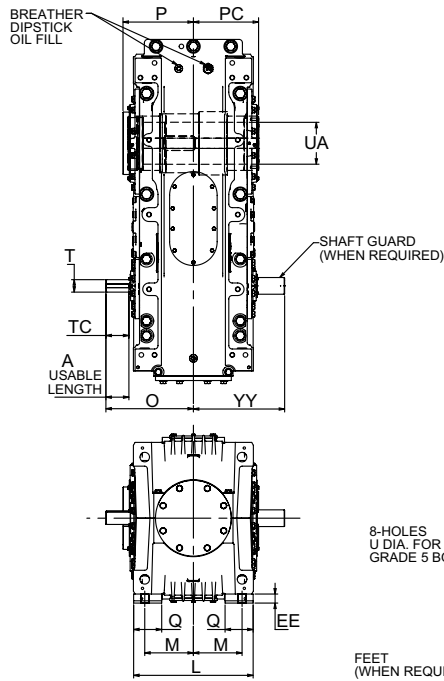
† Key Sizes per ISO/R773-1969, Form B. Tapped center hole to DIN 332, threads 6H.

\* See table on page 19 for tolerance.

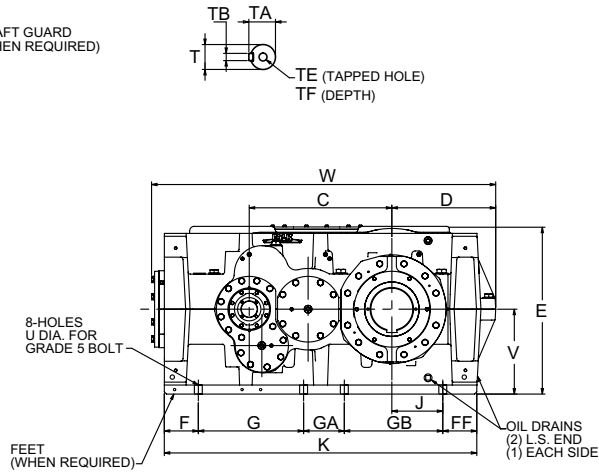
# Triple Reduction with Hollow Low-Speed Shaft

## Sizes 107 - 187 / Dimensions — Inches

For drives outfitted with a Smart Condition Monitoring System see catalog **SS1-001** for additional drive dimensional information.



Refer to page 248 for hollow low-speed and driven shaft recommendations and dimensions.



### Dimensions (in)

Drive Size★	Ratios	A	C	D	E	EE	F	FF	G	GA	GB	J	K	L	M	O	P	PC	Q
107	31.5-160	2.20	11.814	10.27	16.51	0.98	4.37	4.37	7.87	3.94	7.87	3.94	28.43	12.68	4.92	8.86	7.05	6.93	3.07
117	31.5-160	2.20	13.389	11.25	18.25	0.98	4.53	4.53	9.06	4.72	9.06	4.72	31.89	14.33	5.91	9.80	8.07	7.83	3.62
127	31.5-160	2.95	15.161	12.02	20.55	0.98	4.72	4.13	10.63	5.91	9.96	5.67	35.35	16.14	6.50	11.32	8.86	8.54	4.00
137	31.5-160	2.76	16.932	13.06	21.73	1.37	4.86	4.62	11.71	6.50	10.93	6.10	38.61	16.61	6.99	11.89	9.94	9.17	4.44
147	31.5-160	3.94	19.098	13.91	24.49	1.77	5.47	5.20	13.78	5.91	12.60	6.30	42.95	16.85	7.09	13.15	10.05	9.33	4.25
157	31.5-160	3.94	22.050	15.32	26.20	1.57	5.46	5.13	16.14	7.09	14.17	7.68	47.99	19.21	8.27	14.37	11.25	10.43	4.49
167	31.5-160	3.94	24.806	18.07	29.34	1.57	5.87	5.94	18.31	7.09	17.13	8.86	54.33	20.79	8.46	15.24	12.25	11.34	4.88
177	28.0-140	5.12	27.562	22.98	35.08	1.97	6.25	6.69	21.46	7.87	22.05	12.40	64.31	23.15	9.65	17.52	13.15	12.48	5.91
187	31.5-160	5.12	28.546	21.99	35.08	1.97	6.25	6.69	21.46	7.87	22.05	11.42	64.31	23.15	9.65	17.52	13.15	12.48	5.91

Drive Size★	Ratios	High-Speed Shaft†						U	UA*	V	W	YY	Approx. Wt. lb.
		T*	TA	TB	TC	TE	TF						
107	31.5-112	1.1024j6	1.21	0.31	1.97	M10	0.87	0.57	3.7402 H7	8.35	32.17	9.15	657
	125-160	0.9449j6	1.06			M8	0.75						
117	31.5-112	1.1811j6	1.29	0.31	2.09	M10	0.87	0.73	4.3307 H7	9.29	36.10	10.10	927
	125-160	0.9843j6	1.10										
127	31.5-112	1.3780k6	1.49	0.39	2.76	M12	1.10	0.73	4.7244 H7	10.43	39.64	11.73	1292
	125-160	0.9843j6	1.10										
137	31.5-112	1.3780k6	1.49	0.39	2.56	M12	1.10	0.94	5.3150 H7	11.02	43.34	12.43	1662
	125-160	0.9843j6	1.10										
147	31.5-112	1.7717k6	1.90	0.55	3.54	M16	1.42	0.94	5.9055 H7	12.40	48.11	13.84	2059
	125-160	1.1181j6	1.29										
157	31.5-112	1.8898k6	2.02	0.55	3.94	M16	1.42	1.10	6.6929 H7	13.19	52.70	14.64	2929
	125-160	1.3780k6	1.49										
167	31.5-112	2.1653k6	2.32	0.63	3.94	M20	1.65	1.38	7.2835H7	14.76	59.87	15.91	4064
	125-160	1.6535k6	1.77										
177	28.0-100	2.5591m6	2.71	0.71	4.72	M20	1.65	1.38	8.6614H7	17.72	71.46	18.34	5925
	112-140	1.9685k6	2.10										
187	31.5-112	2.5591m6	2.71	0.71	4.72	M20	1.65	1.38	8.6614H7	17.72	71.46	18.34	6063
	125-160	1.9685k6	2.10										

★ Drawings are representative of this series of drives and do not agree in exact detail for all sizes. Gear drives are for horizontal, floor-mounted operation unless specifically stated otherwise. Consult the Factory for other mountings. Dimensions are for reference only and are subject to change without notice unless certified.

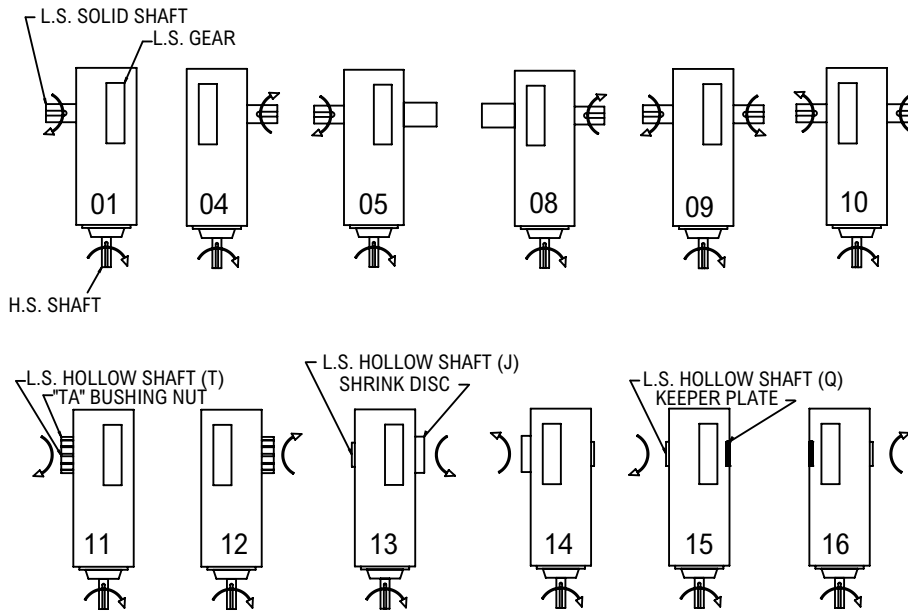
† Key Sizes per ISO/R773-1969, Form B. Tapped center hole to DIN 332, threads 6H.

\* See table on page 19 for tolerance.

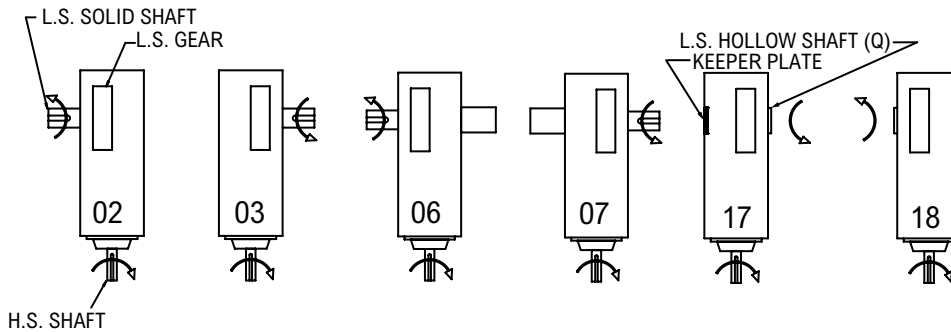
### Shaft Assemblies & Rotations

Please specify the desired assembly number from the views below. Contact the Factory for inclined, wall-mounted, or other non-standard orientations.

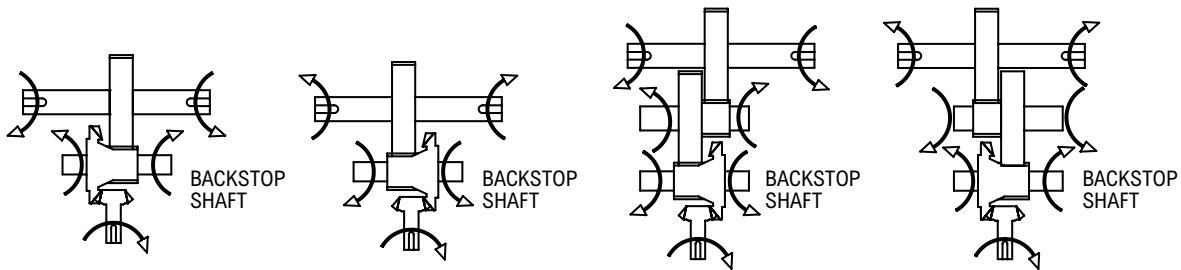
#### Preferred Assemblies



#### Alternate Assemblies



#### Relative Rotations<sup>‡</sup>



Assemblies:  
01, 03, 05, 07, 09,  
11, 13, 15 & 17

Assemblies:  
02, 04, 06, 08, 10,  
12, 14, 16 & 18

Assemblies:  
01, 03, 05, 07, 09,  
11, 13, 15 & 17

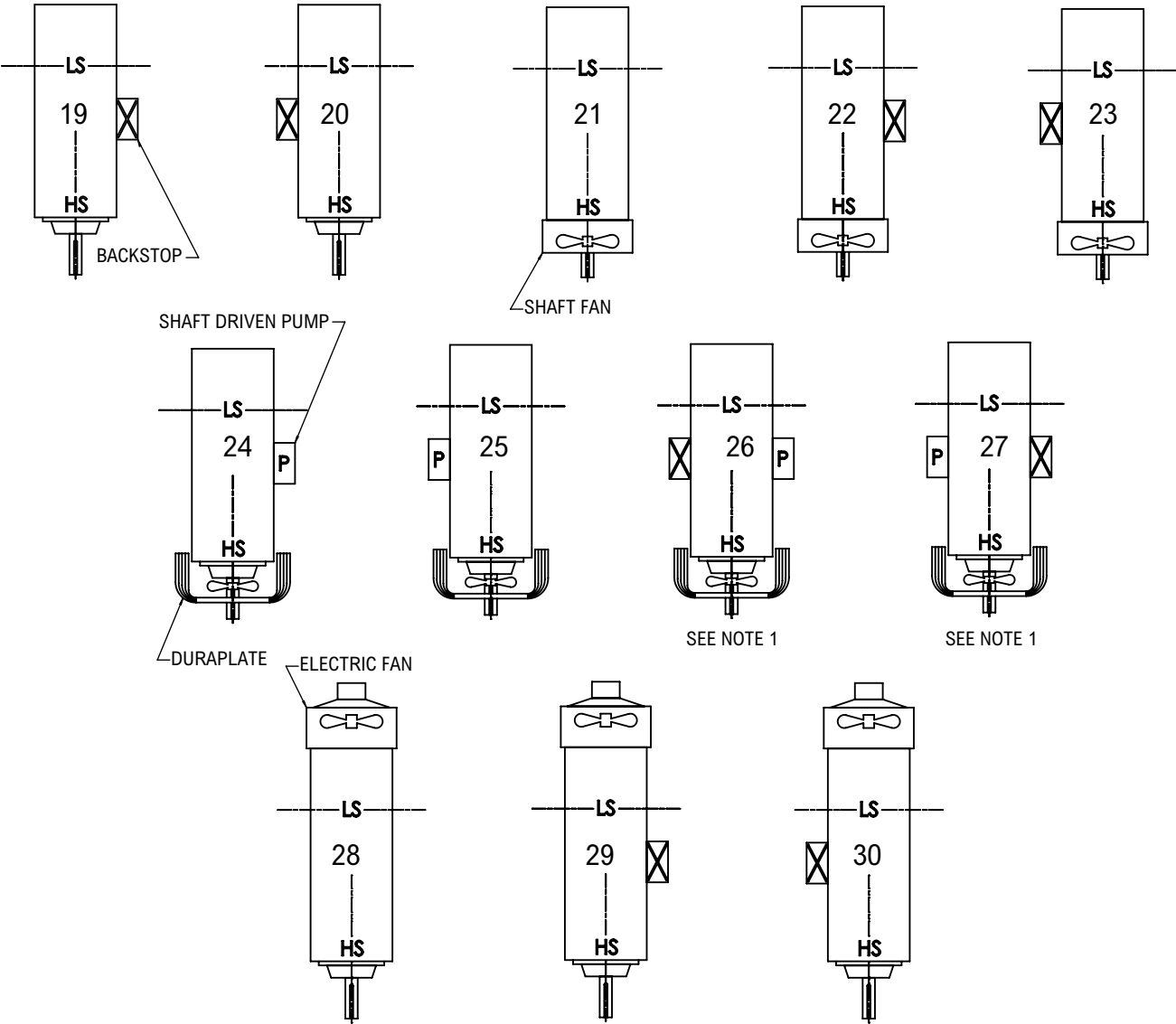
Assemblies:  
02, 04, 06, 08, 10,  
12, 14, 16 & 18

<sup>‡</sup> If the input shaft rotation is opposite the rotation shown, the output shaft rotation will also be opposite the rotation shown.

### Accessory Locations

Please specify the desired assembly number from the views below. Contact the Factory for inclined, wall-mounted, or other non-standard orientations.

### Accessory Location Codes



Note:  
 1. Figures 26-27 are valid option selections for 100-180VR2 and 160-220VR3 drives.  
 100-150VR3 drives must be reviewed by engineering for interference between accessory components before Figures 26-27 are selected.

Power Ratings – Hp/Double Reduction

High-Speed Shaft rpm	Nom Ratio	Approx LS Shaft rpm	DRIVE SIZE													
			107	117	127	133	137	143	147	153	157	163	167	173	177	187
1750	6.30	278												1991	2495	
	7.10	246	164	275	406	537	664	711	846	1058	1322	1286	1613	1991	2495	2495
	8.00	219	156	253	386	524	648	734	873	988	1234	1365	1712	1991	2495	2495
	9.00	194	161	220	344	456	564	641	762	876	1095	1259	1580	1608	2014	2495
	10.0	175	122	202	310	397	491	537	639	764	955	983	1233	1538	1927	2011
	11.2	156	117	187	295	388	479	555	660	718	897	1045	1311	1513	1896	1928
	12.5	140	120	164	265	340	421	487	579	643	804	963	1208			1895
1430	6.30	227												1729	2166	
	7.10	201	142	239	353	467	577	617	734	918	1148	1116	1400	1729	2166	2166
	8.00	179	136	220	335	455	563	637	758	857	1071	1185	1486	1729	2166	2166
	9.00	159	140	191	299	396	489	556	662	761	951	1093	1371	1396	1749	2166
	10.0	143	106	175	269	345	426	466	555	664	829	853	1070	1336	1673	1746
	11.2	128	102	162	256	337	416	482	573	623	779	907	1138	1314	1646	1674
	12.5	114	105	142	230	296	365	423	503	558	698	836	1049			1645
1170	6.30	186												1502	1882	
	7.10	165	124	208	306	405	501	537	638	798	997	970	1217	1502	1882	1882
	8.00	146	118	191	291	396	489	554	658	745	931	1030	1292	1502	1882	1882
	9.00	130	121	166	260	344	425	484	575	661	826	950	1192	1213	1519	1882
	10.0	117	92	152	234	300	370	405	482	577	721	741	930	1161	1454	1517
	11.2	104	88	141	223	293	362	419	498	541	677	788	989	1142	1430	1455
	12.5	94	91	123	200	257	317	368	437	485	606	726	911			1430
970	6.30	154												1318	1650	
	7.10	137	108	182	269	355	439	466	554	700	875	817	1024	1318	1650	1650
	8.00	121	103	168	255	347	429	476	566	653	817	903	1133	1273	1594	1650
	9.00	108	107	145	228	302	373	424	504	580	725	833	1045	1064	1333	1594
	10.0	97	81	133	205	263	325	355	423	506	632	620	777	1018	1275	1330
	11.2	87	78	124	195	257	317	367	437	475	593	691	867	1001	1254	1276
	12.5	78	80	108	175	225	278	322	383	426	532	637	799			1254
870	6.30	138												1221	1529	
	7.10	123	100	169	249	318	393	418	497	649	811	732	919	1221	1529	1529
	8.00	109	96	155	236	318	393	427	507	605	757	830	1041	1141	1430	1529
	9.00	97	99	135	211	280	346	393	467	537	672	771	967	986	1235	1430
	10.0	87	75	124	190	243	301	329	392	469	586	556	697	943	1182	1233
	11.2	78	72	115	181	238	294	341	405	440	550	641	804	928	1162	1182
	12.5	70	74	100	162	209	258	299	355	394	493	590	741			1162

## Torque Ratings – lb-in/Double Reduction

(MULTIPLY VALUES LISTED BY 1000)

High-Speed Shaft rpm	Nom Ratio	Approx LS Shaft rpm	DRIVE SIZE													
			107	117	127	133	137	143	147	153	157	163	167	173	177	187
1750	6.30	278												483	605	
	7.10	246	43	70	108	142	176	183	217	269	336	340	427	534	669	659
	8.00	219	45	73	116	156	193	211	251	290	363	398	499	611	765	717
	9.00	194	52	72	111	147	181	212	252	279	348	406	509	534	669	822
	10.0	175	44	71	112	147	182	188	224	268	335	356	446	565	708	727
	11.2	156	46	75	120	161	199	218	259	291	364	417	523	635	796	759
	12.5	140	53	74	116	153	189	220	261	282	353	425	533			855
1430	6.30	227												513	643	
	7.10	201	46	74	115	151	187	194	231	285	357	361	453	568	711	701
	8.00	179	48	78	123	166	205	224	267	308	386	422	530	649	813	762
	9.00	159	55	76	118	156	193	225	267	296	370	431	541	567	710	874
	10.0	143	47	75	119	156	193	200	238	285	356	378	474	600	752	773
	11.2	128	49	79	127	171	212	232	275	310	387	443	555	675	845	806
	12.5	114	56	78	123	163	201	233	277	300	375	451	566			908
1170	6.30	186												545	683	
	7.10	165	49	79	122	161	198	206	245	303	379	384	481	603	755	744
	8.00	146	51	83	130	176	217	238	283	328	409	449	563	689	863	809
	9.00	130	59	81	126	165	205	239	284	314	393	458	574	602	754	928
	10.0	117	50	80	126	166	205	213	253	302	378	401	503	637	798	821
	11.2	104	52	84	135	182	225	246	293	329	411	470	590	717	898	856
	12.5	94	60	83	131	173	213	248	295	319	398	479	601			965
970	6.30	154												577	722	
	7.10	137	52	83	129	169	209	216	257	321	401	390	489	638	799	787
	8.00	121	54	88	138	186	230	247	293	347	433	475	595	704	882	856
	9.00	108	62	86	133	175	216	253	300	333	416	484	608	637	798	948
	10.0	97	53	84	134	175	217	225	267	320	400	405	508	674	845	868
	11.2	87	55	89	143	192	238	260	309	348	435	497	624	758	950	906
	12.5	78	63	88	139	183	226	262	312	337	421	507	636			1021
870	6.30	138												596	746	
	7.10	123	53	86	134	169	209	216	257	331	414	390	489	659	826	813
	8.00	109	56	91	143	190	235	247	293	358	447	486	610	704	882	884
	9.00	97	64	88	138	181	224	261	310	344	429	500	627	658	825	948
	10.0	87	55	87	138	181	224	232	276	331	413	405	508	697	873	897
	11.2	78	57	92	148	199	246	269	320	359	449	514	645	783	981	936
	12.5	70	65	91	143	189	233	271	322	348	435	524	657			1055

Power Ratings – Hp/Triple Reduction

High-Speed Shaft rpm	Nom Ratio	Approx LS Shaft rpm	DRIVE SIZE													
			107	117	127	133	137	143	147	153	157	163	167	173	177	187
1750	12.5	140												1292	1502	
	14.0	125	119	181	310	316	372	432	528	601	759	873	1108	1292	1502	1502
	16.0	109	119	181	307	316	372	432	528	601	759	873	1108	1292	1502	1502
	18.0	97	119	170	281	316	372	432	528	601	759	873	1108	1226	1426	1502
	20.0	88	102	157	253	295	347	398	486	583	737	800	1015	1046	1216	1483
	22.4	78	101	141	222	272	320	355	434	514	649	714	906	993	1155	1320
	25.0	70	91	123	211	256	301	323	394	449	567	643	816	908	1056	1231
	28.0	63	74	103	172	231	271	294	359	417	526	579	734	774	900	1090
	31.5	56	72	103	152	197	232	264	322	367	463	516	655	734	854	977
	35.5	49	64	89	145	185	218	239	293	320	404	465	589	649	755	910
	40.0	44	58	80	127	166	195	218	266	292	369	407	516	552	642	761
	45.0	39	51	72	110	140	165	192	234	257	324	363	460	524	609	698
	50.0	35	45	63	104	132	155	174	212	224	283	326	414	465	541	649
	56.0	31	31	58	86	105	124	146	179	197	249	293	372	396	461	563
	63.0	28	31	45	74	97	114	135	164	188	237	261	331	375	436	500
	71.0	25	31	45	74	94	110	122	149	164	207	235	298	304	353	465
	80.0	22	27	36	62	78	92	106	130	132	166	205	260	287	334	369
90.0	19	26	35	59	73	86	97	118	127	160	184	234	255	297	356	
100	18	19	30	48	59	70	79	97	113	143	166	210	217	252	309	
112	16	19	24	41	53	63	75	92	106	134	147	187	205	239	274	
125	14	18	24	41	52	61	68	83	93	117	132	168			255	
1430	12.5	114												1121	1304	
	14.0	102	104	148	254	275	323	375	458	522	659	758	962	1121	1304	1304
	16.0	89	104	148	252	275	323	375	458	522	659	758	962	1105	1285	1304
	18.0	79	102	140	239	275	323	375	458	506	639	756	958	1010	1174	1304
	20.0	72	89	129	206	256	301	325	397	479	606	658	835	861	1001	1221
	22.4	64	84	116	182	223	263	292	356	422	533	587	745	817	950	1087
	25.0	57	75	101	173	210	247	265	323	369	466	529	670	747	868	1012
	28.0	51	64	85	141	189	222	240	293	342	432	475	603	636	739	903
	31.5	45	59	84	125	161	190	216	264	301	380	424	537	603	701	803
	35.5	40	52	73	118	152	179	196	240	262	332	381	483	532	619	747
	40.0	36	47	66	104	136	160	178	217	239	302	334	423	453	527	622
	45.0	32	42	59	90	115	135	157	192	210	266	297	377	429	499	572
	50.0	29	37	51	85	108	127	142	174	183	232	267	339	381	443	532
	56.0	26	27	47	70	86	102	120	147	163	206	240	305	324	377	461
	63.0	23	27	37	60	80	94	110	135	154	194	214	271	307	357	410
	71.0	20	26	37	60	77	90	100	122	134	170	192	244	248	289	381
	80.0	18	23	31	51	64	75	88	107	114	144	168	213	235	274	314
90.0	16	21	29	48	60	71	79	97	104	131	151	191	209	243	292	
100	14	15	25	39	48	57	65	79	93	117	135	172	178	206	252	
112	13	15	19	33	44	51	61	75	87	110	121	153	168	195	224	
125	11	15	19	33	43	50	56	68	76	96	108	137			208	

### Torque Ratings – lb-in/Triple Reduction

(MULTIPLY VALUES LISTED BY 1000)

High-Speed Shaft rpm	Nom Ratio	Approx LS Shaft rpm	DRIVE SIZE													
			107	117	127	133	137	143	147	153	157	163	167	173	177	187
1750	12.5	140													639	743
	14.0	125	63	94	159	165	194	219	268	311	394	453	574	707	822	810
	16.0	109	69	107	177	185	217	245	300	361	456	499	632	808	940	881
	18.0	97	77	113	175	200	235	282	344	390	493	552	699	830	965	1010
	20.0	88	74	113	180	214	251	293	358	418	528	600	761	783	910	1093
	22.4	78	79	116	178	222	261	292	357	427	539	590	748	850	988	1059
	25.0	70	80	114	183	226	265	305	373	403	509	587	745	839	976	1132
	28.0	63	76	102	180	233	274	293	358	422	534	606	769	791	920	1098
	31.5	56	82	116	180	223	262	294	360	430	543	595	755	858	997	1070
	35.5	49	80	114	184	227	267	307	375	406	513	592	751	847	985	1142
	40.0	44	85	114	185	236	278	300	367	425	537	611	774	798	928	1083
	45.0	39	82	117	180	224	264	296	362	433	547	599	760	864	1005	1079
	50.0	35	81	115	185	228	268	308	377	409	516	596	756	852	991	1151
	56.0	31	64	117	181	217	255	288	352	394	498	614	778	802	933	1123
	63.0	28	70	99	170	220	258	297	363	435	549	602	763	869	1010	1086
	71.0	25	78	112	184	229	269	309	378	410	518	599	759	805	936	1157
	80.0	22	76	106	181	225	265	296	361	395	499	603	765	871	1013	1050
90.0	19	81	115	186	229	269	310	379	411	519	600	761	858	998	1160	
100	18	67	111	180	219	258	282	345	403	509	617	782	808	939	1131	
112	16	73	94	167	217	255	298	365	437	551	605	767	874	1016	1093	
125	14	81	106	181	229	270	310	379	412	520	601	763			1164	
1430	12.5	114													679	790
	14.0	102	67	94	159	175	206	233	285	331	418	481	610	751	873	860
	16.0	89	73	107	178	196	231	261	319	383	484	530	672	846	984	936
	18.0	79	80	114	182	212	250	299	366	401	507	584	741	836	972	1073
	20.0	72	78	114	180	227	267	293	358	421	532	604	766	788	917	1102
	22.4	64	82	116	179	223	262	294	359	429	542	593	752	855	994	1067
	25.0	57	80	114	184	226	266	306	374	405	512	591	749	844	982	1139
	28.0	51	81	103	180	233	274	293	358	424	536	609	772	795	925	1112
	31.5	45	82	117	180	224	263	295	361	432	546	598	758	862	1002	1076
	35.5	40	81	115	184	228	268	308	376	408	515	595	754	850	989	1148
	40.0	36	85	115	185	237	278	300	367	427	539	613	777	801	931	1083
	45.0	32	82	117	181	225	264	297	362	434	548	601	762	867	1008	1083
	50.0	29	81	115	185	228	269	309	377	410	517	598	758	855	994	1155
	56.0	26	68	117	181	218	256	290	354	399	504	615	780	804	935	1126
	63.0	23	75	99	170	221	260	298	364	435	550	603	765	871	1012	1088
	71.0	20	81	112	184	229	269	310	378	411	519	600	761	807	938	1160
	80.0	18	80	112	181	226	265	298	364	420	530	604	767	873	1015	1091
90.0	16	81	115	186	229	270	310	379	412	520	601	762	860	1000	1163	
100	14	67	111	180	220	259	282	345	404	510	618	783	809	940	1132	
112	13	73	94	167	217	255	299	365	437	552	606	768	875	1017	1094	
125	11	81	106	181	230	270	311	380	412	521	602	764			1165	

Power Ratings – Hp/Triple Reduction

High-Speed Shaft rpm	Nom Ratio	Approx LS Shaft rpm	DRIVE SIZE																	
			193	197	203	207	213	217	223	227	237	243	247	253	257	263	267	273	277	
1750	8.00	219	2770	3409			4008	5063												
	9.00	194	2770	3409	3110	3409	4008	5063	4574	5063										
	10.0	175	2770	3409	3110	3409	4008	5063	4574	5063										
	11.2	156	2506	3084	3110	3409	4008	5063	4574	5063										
	12.5	140	2341	2881	3171	3475	3507	4430	4574	5063										
	14.0	125	1997	2457	2629	2881	3507	4430	4002	4430										
	16.0	109	1990	2448	2526	2769	3462	4373	4002	4430										
	18.0	97	1815	2233	2474	2712	2974	3756	4002	4430										
	20.0	88	1498	1843	2230	2444	2580	3260	3456	3826										
	22.4	78	1491	1834	1895	2077	2520	3183	3231	3577	4356	4858	5396	5903	6611					
	25.0	70	1345	1656	1854	2032	2051	2591	3124	3458	4156	4258	4730	5293	5928					
	28.0	63	1109	1365	1646	1804	1886	2383	2569	2844	3549	3739	4153	4529	5072					
	31.5	56	1103	1357	1403	1538	1840	2324	2335	2585	3253	3465	3848	4177	4678					
	35.5	49	953	1173	1372	1503	1495	1889	2249	2489	3025	3035	3371	3810	4266					
	40.0	44	785	966	1171	1283	1293	1633	1706	1888	2555	2720	3021	3229	3617					
	45.0	39	780	960	993	1088	1260	1592	1619	1792	2341	2519	2798	2979	3336					
	50.0	35	672	827	970	1063	1043	1318	1573	1741	2175	2205	2449	2733	3061					
	56.0	31	560	689	755	827	962	1215	1279	1415	1702	1985	2205	2306	2583					
63.0	28	556	684	708	776	937	1183	1100	1218	1642	1838	2041	2097	2349						
71.0	25	444	546	691	758	727	919	1100	1218	1525	1608	1786	1925	2155						
80.0	22	441	542	562	616	708	894	869	962	1323	1430	1588	1549	1735	1856	2175	2500	2838		
90.0	19	384	472	548	601	585	739	869	962	1244	1250	1389	1518	1701	1708	2001	2452	2783		
100	18	316	388	431	473	518	654	733	811	985	1124	1249	1284	1438	1532	1795	2133	2422		
112	16	313	386	400	438	518	654	591	654	927	1033	1147	1165	1305	1395	1635	1896	2153		
125	14			390	427			591	654	861	902	1002	1069	1197	1317	1544	1748	1985		
1430	8.00	219	2405	2959			3324	4200												
	9.00	194	2405	2959	2700	2959	3324	4200	3794	4200	6736	6890	7652	8089	9059					
	10.0	175	2405	2959	2700	2959	3324	4200	3794	4200	6736	6890	7652	8089	9059					
	11.2	156	2078	2558	2700	2959	3324	4200	3794	4200	6736	6890	7652	8089	9059					
	12.5	114	1929	2373	2630	2882	2907	3672	3794	4200	6302	6889	7651	7975	8932					
	14.0	102	1650	2031	2166	2373	2907	3672	3317	3672	5864	6043	6712	7518	8420					
	16.0	89	1643	2022	2088	2288	2867	3622	3317	3672	5035	5415	6015	6464	7240					
	18.0	79	1496	1841	2043	2239	2457	3104	3317	3672	4620	5022	5577	6114	6847					
	20.0	72	1234	1519	1839	2015	2130	2690	2824	3126	4297	4402	4889	5472	6129					
	22.4	64	1227	1510	1562	1711	2078	2625	2667	2952	3560	4011	4455	4823	5402	5745	6732	7619	8650	
	25.0	57	1107	1362	1527	1673	1689	2134	2553	2826	3429	3514	3903	4369	4893	5179	6068	7141	8107	
	28.0	51	912	1122	1347	1476	1552	1961	2116	2342	2926	3084	3425	3701	4145	4554	5337	6066	6886	
	31.5	45	906	1115	1154	1264	1513	1912	1934	2140	2682	2857	3173	3413	3823	4026	4718	5500	6244	
	35.5	40	782	963	1127	1235	1222	1543	1838	2034	2493	2501	2778	3132	3508	3690	4324	5006	5683	
	40.0	36	644	792	961	1053	1062	1341	1394	1543	2104	2241	2489	2639	2955	3259	3819	4449	5051	
	45.0	32	640	787	815	893	1034	1306	1330	1472	1926	2075	2305	2434	2726	2881	3376	3977	4515	
	50.0	29	555	683	796	872	856	1081	1285	1422	1791	1816	2017	2233	2501	2668	3126	3666	4162	
	56.0	26	459	564	623	683	788	995	1071	1186	1406	1634	1815	1888	2115	2322	2721	3189	3621	
63.0	23	455	561	581	636	768	970	899	995	1349	1512	1679	1714	1919	2053	2405	2836	3219		
71.0	20	364	447	567	621	596	753	899	995	1253	1323	1469	1573	1761	1901	2227	2614	2968		
80.0	18	361	444	460	504	580	733	733	812	1081	1171	1301	1308	1465	1568	1837	2112	2398		
90.0	16	314	386	449	492	479	605	714	791	1017	1023	1137	1241	1390	1442	1690	2003	2274		
100	14	258	318	353	386	423	534	600	664	810	924	1026	1049	1175	1252	1467	1743	1979		
112	13	256	316	327	358	423	534	483	534	757	844	937	952	1066	1140	1336	1549	1759		
125	11			319	350			483	534	704	737	819	874	978	1076	1261	1429	1622		

Forced lubrication may be required. Consult factory

### Torque Ratings – lb-in/Triple Reduction

(MULTIPLY VALUES LISTED BY 1000)

High-Speed Shaft rpm	Nom Ratio	Approx LS Shaft rpm	DRIVE SIZE																
			193	197	203	207	213	217	223	227	237	243	247	253	257	263	267	273	277
1750	8.00	219	838	1031			1137	1436											
	9.00	194	946	1164	1047	1147	1308	1653	1452	1607									
	10.0	175	1033	1272	1168	1280	1430	1807	1666	1844									
	11.2	156	1073	1321	1273	1395	1590	2008	1816	2011									
	12.5	140	1134	1396	1494	1637	1556	1966	2025	2241									
	14.0	125	1092	1344	1417	1553	1791	2262	1988	2200									
	16.0	109	1189	1464	1520	1666	1933	2442	2281	2525									
	18.0	97	1191	1466	1623	1779	1851	2339	2486	2752									
	20.0	88	1110	1366	1629	1785	1849	2336	2409	2666									
	22.4	78	1207	1486	1545	1693	1974	2493	2584	2860	3645	3936	4372	4868	5452				
	25.0	70	1207	1486	1648	1806	1871	2363	2723	3014	3742	3948	4384	4757	5328				
	28.0	63	1123	1383	1644	1801	1878	2372	2615	2894	3660	3865	4292	4662	5221				
	31.5	56	1221	1503	1564	1714	2002	2529	2594	2871	3799	4006	4449	4868	5452				
	35.5	49	1220	1502	1666	1826	1910	2413	2723	3014	3801	4015	4459	4838	5419				
	40.0	44	1134	1396	1669	1829	1901	2402	2440	2701	3715	3923	4357	4662	5221				
	45.0	39	1232	1516	1579	1731	2026	2559	2657	2941	3854	4064	4514	4868	5452				
	50.0	35	1215	1495	1682	1843	1911	2414	2813	3114	3855	4071	4521	4868	5452				
	56.0	31	1142	1405	1518	1664	1914	2418	2615	2894	3577	3974	4413	4729	5296				
	63.0	28	1240	1525	1590	1742	2039	2575	2444	2705	3906	4115	4570	4868	5452				
	71.0	25	1146	1410	1692	1854	1923	2430	2664	2949	3905	4120	4575	4868	5452				
80.0	22	1243	1530	1595	1748	2048	2587	2565	2840	3881	4151	4611	4557	5104	5534	6485	7549	8571	
90.0	19	1239	1524	1697	1860	1929	2437	2796	3095	3928	4154	4614	4868	5452	5498	6442	8030	9117	
100	18	1150	1415	1549	1698	1854	2342	2696	2984	3687	4051	4499	4737	5306	5667	6641	8030	9117	
112	16	1248	1535	1601	1755	2027	2560	2361	2613	3928	4161	4622	4868	5452	5839	6842	8030	9117	
125	14			1703	1866			2573	2849	3928	4161	4622	4868	5452	5952	6975	8030	9117	
1430	8.00	219	890	1095			1154	1458											
	9.00	194	1005	1236	1112	1219	1328	1678	1474	1632	2702	2751	3056	3260	3651				
	10.0	175	1098	1351	1241	1360	1452	1834	1691	1872	3059	3078	3418	3691	4134				
	11.2	156	1089	1340	1353	1483	1614	2039	1844	2041	3292	3522	3911	4022	4505				
	12.5	114	1144	1407	1516	1661	1578	1994	2055	2275	3666	3855	4281	4536	5080				
	14.0	102	1105	1359	1429	1566	1817	2295	2016	2232	3671	3869	4297	4660	5219				
	16.0	89	1202	1479	1538	1685	1959	2475	2314	2561	3594	3788	4207	4546	5091				
	18.0	79	1202	1479	1640	1797	1872	2365	2522	2792	3733	3929	4363	4868	5452				
	20.0	72	1119	1377	1644	1801	1868	2359	2409	2666	3736	3941	4377	4748	5318				
	22.4	64	1217	1497	1558	1707	1992	2517	2610	2889	3645	3977	4417	4868	5452	5952	6975	7657	8693
	25.0	57	1215	1495	1660	1820	1886	2382	2723	3014	3779	3987	4428	4806	5382	5794	6789	7784	8838
	28.0	51	1130	1391	1646	1804	1891	2389	2635	2917	3693	3901	4332	4662	5221	5952	6974	7873	8939
	31.5	45	1228	1511	1573	1724	2015	2546	2628	2909	3832	4042	4489	4868	5452	5952	6975	8030	9117
	35.5	40	1226	1509	1676	1836	1910	2413	2723	3014	3833	4050	4498	4868	5452	5891	6903	7928	9000
	40.0	36	1139	1402	1676	1837	1910	2413	2440	2701	3745	3955	4392	4662	5221	5952	6974	7987	9068
	45.0	32	1237	1522	1586	1738	2035	2570	2670	2955	3881	4096	4549	4868	5452	5952	6975	8030	9117
	50.0	29	1227	1510	1688	1850	1919	2424	2813	3114	3883	4102	4555	4868	5452	5952	6975	8030	9117
	56.0	26	1145	1409	1533	1680	1919	2424	2681	2968	3617	4002	4445	4737	5306	5952	6975	8030	9117
	63.0	23	1243	1530	1595	1747	2045	2584	2444	2705	3928	4144	4602	4868	5452	5952	6975	8030	9117
	71.0	20	1148	1413	1697	1859	1929	2436	2664	2949	3928	4147	4605	4868	5452	5952	6975	8030	9117
80.0	18	1246	1533	1599	1752	2053	2593	2649	2933	3881	4161	4622	4710	5275	5721	6703	7806	8863	
90.0	16	1240	1526	1701	1864	1933	2442	2813	3114	3928	4161	4622	4868	5452	5683	6659	8030	9117	
100	14	1152	1417	1549	1698	1854	2342	2701	2990	3712	4074	4524	4737	5306	5667	6641	8030	9117	
112	13	1250	1538	1604	1758	2027	2560	2361	2613	3928	4161	4622	4868	5452	5839	6842	8030	9117	
125	11			1706	1869			2573	2849	3928	4161	4622	4868	5452	5952	6975	8030	9117	

Forced lubrication may be required. Consult factory

Power Ratings – Hp/Triple Reduction

High-Speed Shaft rpm	Nom Ratio	Approx LS Shaft rpm	DRIVE SIZE													
			107	117	127	133	137	143	147	153	157	163	167	173	177	187
1170	12.5	94												968	1125	
	14.0	84	90	121	208	239	281	326	398	454	573	659	836	959	1115	1125
	16.0	73	90	121	207	239	281	326	398	454	573	659	836	911	1059	1125
	18.0	65	84	115	196	239	281	313	382	416	526	622	789	832	967	1125
	20.0	59	77	106	169	214	252	266	325	394	498	541	687	708	824	1006
	22.4	52	69	95	150	183	216	239	293	347	438	483	612	672	781	894
	25.0	47	61	83	142	172	203	217	265	303	383	434	551	614	714	832
	28.0	42	55	70	115	154	182	196	240	281	355	390	495	522	607	742
	31.5	37	48	69	102	132	156	178	217	247	312	348	441	495	576	660
	35.5	33	43	60	97	125	146	161	197	215	272	313	397	437	508	614
	40.0	29	39	54	85	111	131	146	178	196	248	274	347	372	432	509
	45.0	26	34	48	74	94	111	129	157	172	218	244	309	352	409	470
	50.0	23	30	42	70	88	104	117	143	150	190	219	278	313	364	436
	56.0	21	23	39	58	71	84	99	121	134	170	197	250	266	309	378
	63.0	19	23	30	49	66	77	90	110	126	159	175	222	252	293	336
	71.0	16	22	30	49	63	74	82	100	110	139	158	200	204	237	312
	80.0	15	20	27	42	52	62	72	88	97	123	137	174	193	224	257
90.0	13	17	23	39	49	58	65	79	85	107	124	157	171	199	239	
100	12	12	20	32	40	47	53	65	76	96	111	141	145	169	207	
112	10	12	16	27	36	42	50	61	71	90	99	125	138	160	184	
125	9	12	16	27	35	41	45	56	62	78	89	113			171	
970	12.5	78												802	933	
	14.0	69	75	100	172	205	242	286	349	398	502	578	733	800	930	933
	16.0	61	75	100	172	205	242	286	349	397	501	576	731	759	883	933
	18.0	54	69	95	163	199	234	260	318	347	438	519	658	693	806	933
	20.0	49	65	88	140	178	209	221	270	328	414	451	572	590	686	838
	22.4	43	58	79	124	152	179	199	243	289	364	402	509	559	650	745
	25.0	39	51	69	118	143	169	181	221	252	318	361	458	511	594	693
	28.0	35	45	58	95	128	150	163	199	233	295	325	412	435	505	617
	31.5	31	40	57	85	110	129	148	180	205	259	289	367	412	479	549
	35.5	27	36	50	81	103	122	134	163	179	226	260	330	363	422	510
	40.0	24	32	45	70	92	109	121	147	163	206	227	288	309	359	422
	45.0	22	29	40	61	78	92	107	131	143	181	202	257	293	340	390
	50.0	19	25	35	58	73	86	97	118	125	158	182	231	260	302	363
	56.0	17	19	32	48	59	70	82	100	112	141	163	207	221	257	314
	63.0	15	19	25	41	55	64	75	92	105	132	146	185	209	243	279
	71.0	14	18	25	41	52	61	68	83	91	115	131	166	169	197	259
	80.0	12	16	22	35	43	51	59	73	81	102	114	145	160	186	213
90.0	11	14	19	33	41	48	54	66	70	89	103	130	142	165	198	
100	10	10	17	27	33	39	44	54	63	80	92	117	121	140	172	
112	9	10	13	23	30	35	42	51	59	75	82	104	114	133	152	
125	8	10	13	23	29	34	38	46	51	65	74	93			141	

## Torque Ratings – lb-in/Triple Reduction

(MULTIPLY VALUES LISTED BY 1000)

High-Speed Shaft rpm	Nom Ratio	Approx LS Shaft rpm	DRIVE SIZE													
			107	117	127	133	137	143	147	153	157	163	167	173	177	187
1170	12.5	94												716	833	
	14.0	84	71	94	159	186	218	247	302	351	444	511	648	785	913	907
	16.0	73	78	107	179	208	245	277	338	407	514	563	714	852	991	987
	18.0	65	80	114	183	225	265	305	373	404	510	588	746	842	979	1132
	20.0	59	83	114	180	233	274	293	358	423	534	607	770	793	922	1109
	22.4	52	82	117	180	223	263	295	360	431	544	596	756	860	999	1073
	25.0	47	81	114	184	227	267	307	375	407	514	593	752	848	986	1145
	28.0	42	85	104	180	233	274	293	358	426	538	611	775	799	929	1117
	31.5	37	82	117	180	224	264	296	362	433	547	600	760	865	1006	1080
	35.5	33	81	115	185	228	268	309	377	409	516	597	757	853	992	1152
	40.0	29	85	115	185	237	279	300	367	428	540	614	779	803	934	1083
	45.0	26	82	118	181	225	265	297	363	435	549	602	764	869	1011	1086
	50.0	23	81	115	185	229	269	309	378	410	518	599	760	857	996	1158
	56.0	21	70	117	181	219	257	291	356	401	507	616	781	806	937	1129
	63.0	19	76	99	170	221	261	298	364	436	551	604	766	872	1014	1091
	71.0	16	81	112	184	229	270	310	379	411	520	601	762	808	939	1162
	80.0	15	82	118	181	226	266	298	365	437	552	605	768	874	1016	1093
	90.0	13	81	115	186	229	270	311	379	412	520	602	763	861	1001	1164
100	12	67	111	180	220	259	282	345	405	512	618	784	810	941	1134	
112	10	73	94	167	217	255	299	365	437	553	606	769	876	1018	1095	
125	9	81	106	181	230	270	311	380	413	521	603	764			1166	
970	12.5	78												716	833	
	14.0	69	72	94	159	193	227	262	320	372	470	540	685	790	919	907
	16.0	61	78	107	179	217	255	293	358	429	543	593	753	857	996	987
	18.0	54	80	114	184	227	267	306	374	405	512	591	749	846	983	1132
	20.0	49	85	114	180	233	274	293	358	424	536	609	773	797	926	1114
	22.4	43	82	117	180	224	263	296	361	432	546	598	759	863	1003	1078
	25.0	39	81	115	184	228	268	308	376	408	515	595	755	851	990	1150
	28.0	35	85	105	180	233	274	293	358	427	539	613	777	801	932	1121
	31.5	31	82	117	181	225	264	297	363	434	548	601	763	867	1009	1084
	35.5	27	81	115	185	228	269	309	378	410	518	598	758	855	994	1156
	40.0	24	85	115	185	237	279	300	367	428	541	615	780	805	936	1083
	45.0	22	82	118	181	225	265	298	364	436	550	604	765	871	1013	1089
	50.0	19	81	115	186	229	269	310	379	411	519	600	761	858	998	1160
	56.0	17	70	117	181	219	258	292	356	403	509	617	782	807	939	1131
	63.0	15	76	99	170	222	261	298	365	437	552	605	767	873	1016	1092
	71.0	14	81	112	184	229	270	310	379	412	520	601	763	809	941	1164
	80.0	12	82	118	182	226	266	299	365	437	552	606	768	875	1017	1095
	90.0	11	81	115	186	230	270	311	380	412	521	602	764	862	1002	1166
100	10	67	111	180	221	260	282	345	406	513	619	785	810	942	1135	
112	9	73	94	167	217	255	299	365	438	553	607	770	876	1019	1096	
125	8	81	106	181	230	270	311	380	413	521	603	765			1166	

Power Ratings – Hp/Triple Reduction

High-Speed Shaft rpm	Nom Ratio	Approx LS Shaft rpm	DRIVE SIZE																
			193	197	203	207	213	217	223	227	237	243	247	253	257	263	267	273	277
1170	8.00	146	1995	2456			2759	3486											
	9.00	130	1995	2456	2241	2456	2759	3486	3149	3486	5594	5768	6407	6618	7412	8778	10286	10772	12230
	10.0	117	1995	2456	2241	2456	2759	3486	3149	3486	5594	5768	6407	6618	7412	8778	10286	10772	12230
	11.2	104	1721	2117	2241	2456	2759	3486	3149	3486	5594	5768	6407	6618	7412	8778	10286	10772	12230
	12.5	94	1578	1942	2177	2386	2411	3045	3149	3486	5162	5702	6333	6525	7308	8441	9891	10772	12230
	14.0	84	1362	1677	1772	1942	2411	3045	2751	3045	4851	5000	5553	6222	6969	7714	9039	10067	11429
	16.0	73	1356	1668	1724	1890	2371	2995	2751	3045	4163	4478	4974	5289	5923	6801	7969	9033	10255
	18.0	65	1233	1518	1686	1848	2025	2558	2751	3045	3818	4151	4611	5002	5602	6056	7096	8344	9473
	20.0	59	1016	1251	1506	1651	1757	2219	2311	2558	3550	3638	4040	4523	5066	5456	6393	7464	8475
	22.4	52	1010	1243	1286	1410	1713	2164	2200	2435	2912	3313	3679	3946	4420	4700	5508	6326	7182
	25.0	47	910	1120	1257	1377	1391	1757	2089	2312	2831	2901	3222	3608	4041	4278	5013	5902	6701
	28.0	42	749	922	1102	1208	1278	1614	1742	1928	2414	2545	2826	3028	3391	3726	4366	5009	5687
	31.5	37	745	916	948	1039	1245	1573	1600	1771	2212	2357	2618	2793	3128	3294	3860	4500	5109
	35.5	33	642	791	926	1015	1000	1263	1504	1664	2055	2063	2291	2563	2870	3045	3568	4132	4691
	40.0	29	529	650	789	865	872	1102	1141	1263	1734	1847	2052	2159	2418	2666	3124	3660	4155
	45.0	26	525	646	669	733	849	1073	1092	1209	1576	1710	1899	1991	2230	2357	2762	3254	3694
	50.0	23	457	563	653	716	702	887	1051	1164	1475	1496	1661	1827	2047	2183	2558	3000	3406
	56.0	21	376	463	513	563	644	814	879	973	1151	1346	1494	1545	1730	1900	2226	2610	2963
	63.0	19	373	460	476	522	630	796	735	814	1104	1243	1380	1402	1570	1679	1968	2320	2634
	71.0	16	298	367	465	509	488	617	735	814	1025	1086	1206	1287	1441	1555	1822	2139	2428
80.0	15	296	364	377	413	475	601	612	677	885	958	1064	1105	1238	1325	1553	1778	2018	
90.0	13	257	316	368	403	393	496	584	647	832	837	930	1015	1137	1219	1428	1639	1861	
100	12	212	260	288	316	346	437	492	544	667	760	844	858	961	1024	1200	1426	1619	
112	10	210	259	268	294	346	437	395	437	620	690	767	779	872	933	1093	1268	1439	
125	9			261	286			395	437	576	603	670	715	801	881	1032	1169	1327	
970	8.00	121	1675	2061			2317	2927											
	9.00	108	1675	2061	1881	2061	2317	2927	2644	2927	4699	4847	5383	5487	6145	7379	8647	9058	10284
	10.0	97	1675	2061	1881	2061	2317	2927	2644	2927	4699	4847	5383	5487	6145	7379	8647	9058	10284
	11.2	87	1439	1771	1881	2061	2317	2927	2644	2927	4699	4847	5383	5487	6145	7379	8647	9058	10284
	12.5	78	1308	1610	1821	1996	2023	2555	2644	2927	4280	4776	5304	5410	6058	6998	8201	9058	10284
	14.0	69	1137	1400	1469	1610	2023	2555	2309	2555	4060	4186	4649	5211	5836	6463	7574	8437	9578
	16.0	61	1131	1392	1439	1578	1982	2503	2309	2555	3482	3748	4162	4385	4911	5692	6670	7566	8590
	18.0	54	1028	1265	1407	1542	1679	2121	2309	2555	3185	3473	3857	4147	4645	5032	5896	6941	7881
	20.0	49	847	1042	1249	1369	1465	1851	1916	2121	2968	3042	3378	3784	4237	4565	5349	6248	7094
	22.4	43	842	1036	1072	1175	1428	1804	1835	2031	2415	2769	3076	3272	3664	3897	4566	5314	6033
	25.0	39	758	932	1047	1147	1159	1464	1732	1917	2365	2424	2693	3002	3362	3577	4191	4936	5604
	28.0	35	624	767	914	1001	1064	1344	1451	1606	2016	2126	2361	2510	2811	3089	3620	4187	4753
	31.5	31	619	762	789	865	1036	1309	1332	1475	1842	1968	2186	2315	2593	2731	3200	3731	4236
	35.5	27	534	657	771	844	829	1047	1247	1380	1715	1722	1912	2125	2380	2529	2963	3440	3905
	40.0	24	439	541	656	719	725	916	946	1047	1446	1541	1712	1790	2005	2211	2590	3034	3445
	45.0	22	436	537	556	609	706	892	908	1005	1307	1427	1584	1651	1849	1954	2290	2697	3062
	50.0	19	380	468	543	595	584	737	872	965	1229	1248	1386	1515	1697	1810	2120	2487	2823
	56.0	17	312	384	428	469	534	675	731	809	954	1122	1246	1281	1434	1575	1846	2163	2456
	63.0	15	310	382	395	433	523	661	610	675	915	1030	1144	1162	1302	1392	1632	1923	2184
	71.0	14	247	304	386	423	406	512	610	675	850	900	1000	1067	1195	1289	1511	1773	2013
80.0	12	246	302	313	343	395	499	508	562	733	794	882	917	1027	1106	1297	1474	1673	
90.0	11	213	262	306	335	326	412	485	536	690	694	771	842	943	1025	1201	1359	1543	
100	10	176	216	239	262	287	362	408	452	555	633	703	712	797	849	995	1182	1342	
112	9	174	215	222	244	287	362	327	362	514	572	636	646	723	773	906	1051	1193	
125	8			217	238			327	362	477	500	555	593	664	730	856	969	1100	

Forced lubrication may be required. Consult factory

### Torque Ratings – lb-in/Triple Reduction

(MULTIPLY VALUES LISTED BY 1000)

High-Speed Shaft rpm	Nom Ratio	Approx LS Shaft rpm	DRIVE SIZE																
			193	197	203	207	213	217	223	227	237	243	247	253	257	263	267	273	277
1170	8.00	146	902	1111			1170	1479											
	9.00	130	1019	1254	1128	1236	1347	1702	1495	1655	2742	2816	3127	3260	3651	4273	5006	5170	5870
	10.0	117	1113	1370	1259	1379	1473	1861	1716	1899	3104	3150	3498	3691	4134	4833	5664	5815	6602
	11.2	104	1102	1356	1372	1504	1637	2068	1870	2070	3341	3604	4003	4022	4505	5219	6116	6308	7162
	12.5	94	1144	1407	1534	1681	1600	2021	2085	2308	3670	3900	4331	4536	5080	5739	6725	7525	8543
	14.0	84	1115	1372	1429	1566	1841	2326	2044	2262	3711	3913	4346	4714	5279	5663	6635	7627	8660
	16.0	73	1212	1492	1552	1701	1980	2501	2345	2596	3631	3828	4252	4546	5091	5896	6909	7702	8744
	18.0	65	1211	1490	1654	1813	1886	2382	2556	2830	3770	3970	4409	4868	5452	5939	6959	8003	9086
	20.0	59	1127	1386	1646	1804	1883	2379	2409	2666	3772	3980	4420	4797	5373	5777	6770	7765	8816
	22.4	52	1224	1506	1568	1719	2007	2536	2631	2913	3645	4015	4459	4868	5452	5952	6975	7770	8822
	25.0	47	1222	1503	1671	1831	1898	2397	2723	3014	3812	4023	4468	4851	5433	5850	6855	7863	8928
	28.0	42	1136	1398	1646	1804	1902	2403	2652	2935	3724	3934	4369	4662	5221	5952	6974	7947	9023
	31.5	37	1233	1518	1581	1733	2026	2560	2658	2942	3863	4075	4526	4868	5452	5952	6975	8030	9117
	35.5	33	1230	1514	1683	1845	1910	2413	2723	3014	3863	4082	4533	4868	5452	5941	6962	7998	9080
	40.0	29	1143	1407	1682	1844	1918	2423	2440	2701	3772	3985	4425	4662	5221	5952	6974	8030	9117
	45.0	26	1241	1527	1591	1744	2042	2580	2680	2967	3881	4126	4582	4868	5452	5952	6975	8030	9117
	50.0	23	1236	1521	1693	1856	1924	2431	2813	3114	3910	4130	4587	4868	5452	5952	6975	8030	9117
	56.0	21	1148	1413	1545	1693	1919	2424	2689	2977	3617	4029	4474	4737	5306	5952	6975	8030	9117
	63.0	19	1246	1533	1598	1752	2051	2591	2444	2705	3928	4161	4622	4868	5452	5952	6975	8030	9117
	71.0	16	1151	1416	1700	1863	1933	2441	2664	2949	3928	4161	4622	4868	5452	5952	6975	8030	9117
80.0	15	1248	1536	1602	1756	2057	2598	2701	2990	3881	4161	4622	4864	5448	5909	6924	8030	9117	
90.0	13	1240	1526	1704	1867	1936	2446	2813	3114	3928	4161	4622	4868	5452	5870	6878	8030	9117	
100	12	1153	1419	1549	1698	1854	2342	2706	2995	3733	4094	4547	4737	5306	5667	6641	8030	9117	
112	10	1251	1540	1606	1760	2027	2560	2361	2613	3928	4161	4622	4868	5452	5839	6842	8030	9117	
125	9			1708	1871			2573	2849	3928	4161	4622	4868	5452	5952	6975	8030	9117	
970	8.00	121	914	1124			1186	1498											
	9.00	108	1031	1269	1142	1251	1365	1724	1514	1676	2779	2853	3169	3260	3651	4333	5077	5244	5953
	10.0	97	1127	1387	1274	1396	1492	1885	1738	1924	3146	3192	3545	3691	4134	4901	5743	5898	6696
	11.2	87	1112	1369	1389	1522	1658	2095	1895	2097	3385	3652	4056	4022	4505	5292	6202	6398	7264
	12.5	78	1144	1407	1548	1696	1619	2046	2112	2338	3670	3940	4376	4536	5080	5739	6725	7632	8665
	14.0	69	1123	1381	1429	1566	1864	2355	2069	2290	3747	3951	4389	4761	5332	5723	6706	7710	8754
	16.0	61	1220	1501	1563	1712	1996	2522	2374	2627	3663	3864	4291	4546	5091	5952	6974	7781	8834
	18.0	54	1218	1499	1665	1825	1886	2382	2588	2864	3794	4005	4449	4868	5452	5952	6975	8030	9117
	20.0	49	1132	1394	1646	1804	1895	2393	2409	2666	3804	4014	4459	4840	5420	5831	6833	7840	8901
	22.4	43	1230	1514	1576	1728	2019	2550	2648	2931	3645	4048	4495	4868	5452	5952	6975	7873	8939
	25.0	39	1227	1510	1679	1840	1907	2409	2723	3014	3842	4055	4503	4868	5452	5899	6913	7933	9006
	28.0	35	1140	1403	1646	1804	1910	2413	2665	2950	3751	3963	4402	4662	5221	5952	6974	8012	9096
	31.5	31	1237	1523	1587	1739	2035	2570	2670	2955	3881	4105	4559	4868	5452	5952	6975	8030	9117
	35.5	27	1234	1518	1689	1851	1910	2413	2723	3014	3889	4109	4564	4868	5452	5952	6975	8030	9117
	40.0	24	1146	1410	1687	1849	1924	2430	2440	2701	3795	4010	4454	4662	5221	5952	6974	8030	9117
	45.0	22	1244	1530	1595	1748	2048	2587	2688	2976	3881	4152	4611	4868	5452	5952	6975	8030	9117
	50.0	19	1239	1524	1697	1860	1929	2437	2813	3114	3928	4154	4614	4868	5452	5952	6975	8030	9117
	56.0	17	1150	1415	1554	1703	1919	2424	2696	2984	3617	4051	4499	4737	5306	5952	6975	8030	9117
	63.0	15	1248	1536	1601	1755	2055	2596	2444	2705	3928	4161	4622	4868	5452	5952	6975	8030	9117
	71.0	14	1152	1418	1703	1866	1936	2445	2664	2949	3928	4161	4622	4868	5452	5952	6975	8030	9117
80.0	12	1250	1538	1604	1758	2060	2602	2705	2995	3881	4161	4622	4868	5452	5952	6975	8030	9117	
90.0	11	1240	1526	1706	1870	1939	2449	2813	3114	3928	4161	4622	4868	5452	5952	6975	8030	9117	
100	10	1155	1421	1549	1698	1854	2342	2709	2999	3749	4112	4567	4737	5306	5667	6641	8030	9117	
112	9	1252	1541	1607	1762	2027	2560	2361	2613	3928	4161	4622	4868	5452	5839	6842	8030	9117	
125	8			1709	1873			2573	2849	3928	4161	4622	4868	5452	5952	6975	8030	9117	

Forced lubrication may be required. Consult factory

Power Ratings – Hp/Triple Reduction

High-Speed Shaft rpm	Nom Ratio	Approx LS Shaft rpm	DRIVE SIZE													
			107	117	127	133	137	143	147	153	157	163	167	173	177	187
870	12.5	70												720	837	
	14.0	62	68	90	154	184	217	265	324	369	466	524	664	720	837	837
	16.0	54	68	90	154	184	217	258	315	357	451	518	657	683	794	837
	18.0	48	62	86	147	179	210	234	286	311	394	466	591	623	724	837
	20.0	44	58	79	126	159	188	198	242	295	372	405	514	530	617	753
	22.4	39	52	71	112	137	161	179	218	259	327	361	458	502	584	670
	25.0	35	46	62	106	129	151	162	198	226	286	325	412	459	533	623
	28.0	31	41	53	86	115	135	146	178	210	265	292	370	390	454	555
	31.5	28	36	51	76	99	116	132	162	184	233	260	329	370	430	493
	35.5	25	32	45	72	93	109	120	147	161	203	234	296	326	379	458
	40.0	22	29	40	63	83	98	108	132	146	185	204	259	277	323	379
	45.0	19	26	36	55	70	82	96	117	129	162	182	231	263	305	350
	50.0	17	23	31	52	66	78	87	106	112	142	163	207	233	271	325
	56.0	16	17	29	43	53	62	74	90	100	127	147	186	198	231	282
	63.0	14	17	22	37	49	58	67	82	94	119	131	166	188	218	250
	71.0	12	16	22	37	47	55	61	74	82	104	117	149	152	176	233
	80.0	11	15	20	31	39	46	53	65	72	92	102	130	144	167	192
90.0	10	13	17	29	37	43	48	59	63	80	92	117	127	148	178	
100	9	9	15	24	30	35	39	48	57	72	83	105	108	126	154	
112	8	9	12	20	26	31	37	46	53	67	74	93	102	119	137	
125	7	9	12	20	26	31	34	41	46	58	66	84		127		

High-Speed Shaft rpm	Nom Ratio	Approx LS Shaft rpm	DRIVE SIZE																
			193	197	203	207	213	217	223	227	237	243	247	253	257	263	267	273	277
870	8.00	109	1513	1861			2093	2644											
	9.00	97	1513	1861	1698	1861	2093	2644	2389	2644	4246	4380	4864	4921	5511	6630	7768	8189	9297
	10.0	87	1513	1861	1698	1861	2093	2644	2389	2644	4246	4380	4864	4921	5511	6630	7768	8189	9297
	11.2	78	1297	1596	1698	1861	2093	2644	2389	2644	4246	4380	4864	4921	5511	6630	7768	8189	9297
	12.5	70	1173	1444	1641	1798	1827	2308	2389	2644	3839	4308	4784	4852	5434	6277	7355	8189	9297
	14.0	62	1024	1260	1318	1444	1827	2308	2085	2308	3661	3775	4192	4700	5263	5831	6832	7612	8642
	16.0	54	1018	1253	1296	1420	1785	2254	2085	2308	3139	3378	3752	3933	4405	5105	5982	6824	7748
	18.0	48	925	1138	1266	1387	1506	1902	2085	2308	2857	3130	3476	3720	4166	4513	5288	6226	7068
	20.0	44	762	937	1120	1227	1318	1666	1718	1902	2674	2741	3044	3410	3819	4115	4822	5634	6397
	22.4	39	757	931	964	1056	1285	1623	1651	1828	2166	2495	2771	2934	3286	3495	4096	4801	5451
	25.0	35	681	838	941	1032	1042	1316	1553	1719	2130	2184	2425	2693	3016	3223	3777	4449	5051
	28.0	31	560	690	819	898	956	1208	1305	1444	1815	1914	2126	2251	2522	2771	3247	3764	4273
	31.5	28	557	685	709	777	931	1177	1197	1326	1652	1772	1968	2077	2326	2449	2870	3346	3799
	35.5	25	480	590	692	759	743	939	1118	1238	1544	1550	1722	1906	2134	2268	2658	3085	3502
	40.0	22	395	486	589	646	651	823	848	939	1302	1387	1541	1605	1798	1983	2323	2721	3090
	45.0	19	392	482	499	547	634	801	816	903	1172	1282	1424	1481	1658	1753	2054	2419	2747
	50.0	17	341	420	487	534	524	662	782	865	1102	1121	1245	1359	1522	1623	1902	2230	2532
56.0	16	280	345	385	422	479	605	656	726	856	1009	1121	1149	1286	1413	1655	1940	2203	
63.0	14	278	343	355	389	470	594	547	605	821	924	1026	1043	1168	1249	1463	1725	1959	
71.0	12	222	273	346	380	364	460	547	605	763	807	897	957	1072	1157	1355	1590	1806	
80.0	11	220	271	281	308	354	448	456	505	658	712	791	823	921	992	1163	1322	1501	
90.0	10	191	235	274	301	293	370	435	481	619	623	692	755	845	919	1077	1219	1384	
100	9	158	194	214	235	257	325	366	406	499	569	632	638	715	762	893	1060	1204	
112	8	156	193	200	219	257	325	294	325	461	513	570	579	649	694	813	943	1070	
125	7			195	213			294	325	428	449	498	532	595	655	767	869	987	

**Torque Ratings – lb-in/Triple Reduction**

(MULTIPLY VALUES LISTED BY 1000)

High-Speed Shaft rpm	Nom Ratio	Approx LS Shaft rpm	DRIVE SIZE														
			107	117	127	133	137	143	147	153	157	163	167	173	177	187	
870	12.5	70													716	833	
	14.0	62	72	94	159	193	227	270	330	384	485	546	693	792	921	907	
	16.0	54	79	107	179	217	255	295	360	430	544	595	755	859	999	987	
	18.0	48	80	114	184	227	267	307	375	406	513	592	751	848	986	1132	
	20.0	44	85	114	180	233	274	293	358	425	537	611	774	798	928	1117	
	22.4	39	82	117	180	224	264	296	362	433	547	599	760	865	1005	1080	
	25.0	35	81	115	185	228	268	308	377	409	516	596	756	852	991	1152	
	28.0	31	85	105	180	233	274	293	358	427	540	614	778	802	933	1123	
	31.5	28	82	117	181	225	265	297	363	435	549	602	764	869	1010	1086	
	35.5	25	81	115	185	229	269	309	378	410	518	599	759	855	994	1157	
	40.0	22	85	115	185	238	280	300	367	429	542	616	781	806	937	1083	
	45.0	19	82	118	181	225	265	298	364	436	551	604	766	872	1014	1090	
	50.0	17	81	115	186	229	270	310	379	411	520	601	762	859	999	1161	
	56.0	16	70	117	181	220	258	292	356	403	510	617	783	808	940	1132	
	63.0	14	76	99	170	222	262	299	365	437	552	605	768	874	1016	1093	
	71.0	12	81	112	184	230	270	311	379	412	521	602	763	809	941	1164	
	80.0	11	82	118	182	226	266	299	365	437	553	606	769	875	1018	1095	
	90.0	10	81	115	186	230	270	311	380	413	521	603	764	862	1002	1166	
100	9	67	111	180	221	260	282	345	406	513	619	785	811	943	1135		
112	8	73	94	167	217	255	299	365	438	553	607	770	877	1019	1097		
125	7	81	106	181	230	270	311	380	413	522	603	765			1166		

High-Speed Shaft rpm	Nom Ratio	Approx LS Shaft rpm	DRIVE SIZE																
			193	197	203	207	213	217	223	227	237	243	247	253	257	263	267	273	277
870	8.00	109	920	1132			1194	1508											
	9.00	97	1039	1278	1150	1260	1374	1736	1525	1689	2799	2875	3193	3260	3651	4340	5085	5286	6001
	10.0	87	1135	1397	1283	1406	1503	1898	1750	1938	3169	3216	3572	3691	4134	4909	5753	5945	6750
	11.2	78	1117	1375	1399	1533	1670	2110	1908	2112	3411	3680	4087	4022	4505	5301	6212	6449	7322
	12.5	70	1144	1407	1555	1704	1630	2060	2127	2355	3670	3962	4400	4536	5080	5739	6725	7693	8734
	14.0	62	1126	1386	1429	1566	1877	2371	2083	2306	3767	3973	4412	4788	5362	5756	6745	7757	8806
	16.0	54	1224	1506	1568	1718	2004	2532	2390	2645	3682	3884	4313	4546	5091	5952	6974	7825	8884
	18.0	48	1221	1503	1670	1831	1886	2382	2605	2884	3794	4025	4470	4868	5452	5952	6975	8030	9117
	20.0	44	1135	1397	1646	1804	1900	2401	2409	2666	3822	4033	4480	4864	5447	5861	6868	7882	8949
	22.4	39	1233	1517	1580	1732	2025	2558	2656	2940	3645	4066	4516	4868	5452	5952	6975	7932	9005
	25.0	35	1229	1513	1683	1844	1911	2414	2723	3014	3858	4072	4523	4868	5452	5927	6945	7971	9050
	28.0	31	1142	1405	1646	1804	1915	2419	2671	2957	3766	3979	4420	4662	5221	5952	6974	8030	9117
	31.5	28	1240	1525	1590	1742	2039	2575	2676	2962	3881	4121	4576	4868	5452	5952	6975	8030	9117
	35.5	25	1236	1521	1692	1854	1910	2413	2723	3014	3903	4125	4581	4868	5452	5952	6975	8030	9117
	40.0	22	1147	1412	1689	1851	1926	2434	2440	2701	3808	4025	4470	4662	5221	5952	6974	8030	9117
	45.0	19	1245	1532	1598	1751	2050	2590	2692	2980	3881	4161	4622	4868	5452	5952	6975	8030	9117
	50.0	17	1240	1526	1699	1862	1931	2440	2813	3114	3928	4161	4622	4868	5452	5952	6975	8030	9117
	56.0	16	1151	1417	1558	1708	1919	2424	2699	2988	3617	4064	4513	4737	5306	5952	6975	8030	9117
63.0	14	1249	1537	1603	1756	2057	2598	2444	2705	3928	4161	4622	4868	5452	5952	6975	8030	9117	
71.0	12	1153	1419	1705	1868	1937	2447	2664	2949	3928	4161	4622	4868	5452	5952	6975	8030	9117	
80.0	11	1251	1539	1605	1759	2061	2604	2707	2997	3881	4161	4622	4868	5452	5952	6975	8030	9117	
90.0	10	1240	1526	1707	1871	1940	2451	2813	3114	3928	4161	4622	4868	5452	5952	6975	8030	9117	
100	9	1155	1421	1549	1698	1854	2342	2711	3001	3757	4122	4578	4737	5306	5667	6641	8030	9117	
112	8	1253	1542	1608	1763	2027	2560	2361	2613	3928	4161	4622	4868	5452	5839	6842	8030	9117	
125	7			1710	1874			2573	2849	3928	4161	4622	4868	5452	5952	6975	8030	9117	

## Power Ratings – Hp/Quad Reduction

High-Speed Shaft rpm	Nom Ratio	Approx LS Shaft rpm	DRIVE SIZE								
			237	243	247	253	257	263	267	273	277
1750	140	13	670	753	837	823	920	1172	1382	1359	1531
	160	11	577	713	793	818	915	1003	1183	1359	1531
	180	10	577	647	719	755	844	887	1046	1211	1364
	200	9	567	565	629	692	774	821	969	1116	1258
	224	8	425	505	562	577	646	720	850	990	1116
	250	7	425	458	510	533	596	637	751	884	996
	280	6	410	401	445	489	547	590	696	815	918
	315	6	333	369	410	413	462	501	591	680	766
	355	5	305	330	367	375	419	454	535	630	710
	400	4	284	289	321	344	385	420	496	581	655
	450	4	215	255	284	290	324	354	418	495	558
	500	4	215	223	248	266	298	328	387	457	515
	560	3	184	206	229	225	252	281	331	387	437
	630	3	168	184	204	204	228	253	298	353	398
710	2	156	161	179	187	210	234	276	326	367	
1430	140	10	566	623	693	681	761	957	1129	1110	1251
	160	9	477	583	648	668	748	820	967	1110	1251
	180	8	477	529	588	617	690	724	855	989	1115
	200	7	463	462	514	566	633	671	791	912	1028
	224	6	347	413	459	472	528	589	694	809	912
	250	6	347	375	416	435	487	520	614	722	814
	280	5	335	327	364	399	447	482	568	666	750
	315	5	272	302	336	338	378	410	484	559	630
	355	4	249	270	300	306	343	371	437	515	580
	400	4	232	236	262	281	315	343	405	475	535
	450	3	181	209	232	237	265	290	342	405	456
	500	3	181	182	203	217	243	268	316	373	421
	560	3	150	168	187	184	206	230	271	318	358
	630	2	137	150	167	167	187	206	243	289	325
710	2	127	131	146	153	171	191	225	266	300	
1170	140	8	473	516	573	563	630	783	924	908	1024
	160	7	395	477	530	547	612	671	791	908	1024
	180	7	395	433	481	504	564	593	699	809	912
	200	6	379	378	420	463	518	549	648	746	841
	224	5	284	338	375	386	432	482	568	662	746
	250	5	284	307	341	356	398	426	502	591	666
	280	4	274	268	298	327	365	394	465	545	614
	315	4	223	247	275	276	309	336	397	460	518
	355	3	204	221	246	251	280	303	358	421	475
	400	3	190	193	215	230	257	281	331	388	438
	450	3	153	171	190	194	217	237	280	331	373
	500	2	150	149	166	178	199	219	259	305	344
	560	2	123	138	153	150	168	188	222	261	295
	630	2	112	123	137	136	153	169	199	236	266
710	2	104	107	119	125	140	156	184	218	245	

Forced lubrication may be required. Consult factory

## Torque Ratings – lb-in/Quad Reduction

(MULTIPLY VALUES LISTED BY 1000)

High-Speed Shaft rpm	Nom Ratio	Approx LS Shaft rpm	DRIVE SIZE								
			237	243	247	253	257	263	267	273	277
1750	140	13	3327	3880	4314	4098	4584	5912	6975	6778	7639
	160	11	3281	4095	4552	4668	5221	5912	6975	8070	9096
	180	10	3715	4157	4622	4875	5452	5912	6975	8089	9117
	200	9	3928	4157	4622	4875	5452	5912	6975	8089	9117
	224	8	3341	4095	4552	4668	5221	5912	6975	8060	9083
	250	7	3783	4157	4622	4875	5452	5912	6975	8089	9117
	280	6	3928	4157	4622	4875	5452	5912	6975	8089	9117
	315	6	3781	4153	4617	4744	5306	5769	6805	7761	8747
	355	5	3928	4157	4622	4875	5452	5912	6975	8089	9117
	400	4	3928	4157	4622	4875	5452	5912	6975	8089	9117
	450	4	3481	4157	4622	4875	5452	5912	6975	8089	9117
	500	4	3746	4157	4622	4875	5452	5912	6975	8089	9117
	560	3	3802	4157	4622	4744	5306	5806	6849	7886	8888
	630	3	3928	4157	4622	4875	5452	5912	6975	8089	9117
710	2	3928	4157	4622	4875	5452	5912	6975	8089	9117	
1430	140	10	3437	3928	4367	4150	4641	5912	6975	6778	7639
	160	9	3320	4095	4552	4668	5221	5912	6975	8070	9096
	180	8	3759	4157	4622	4875	5452	5912	6975	8089	9117
	200	7	3928	4157	4622	4875	5452	5912	6975	8089	9117
	224	6	3341	4095	4552	4668	5221	5912	6975	8060	9083
	250	6	3783	4157	4622	4875	5452	5912	6975	8089	9117
	280	5	3928	4157	4622	4875	5452	5912	6975	8089	9117
	315	5	3789	4157	4622	4744	5306	5784	6824	7808	8800
	355	4	3928	4157	4622	4875	5452	5912	6975	8089	9117
	400	4	3928	4157	4622	4875	5452	5912	6975	8089	9117
	450	3	3590	4157	4622	4875	5452	5912	6975	8089	9117
	500	3	3864	4157	4622	4875	5452	5912	6975	8089	9117
	560	3	3806	4157	4622	4744	5306	5815	6859	7923	8930
	630	2	3928	4157	4622	4875	5452	5912	6975	8089	9117
710	2	3928	4157	4622	4875	5452	5912	6975	8089	9117	
1170	140	8	3517	3974	4418	4199	4696	5912	6975	6778	7639
	160	7	3357	4095	4552	4668	5221	5912	6975	8070	9096
	180	7	3801	4157	4622	4875	5452	5912	6975	8089	9117
	200	6	3928	4157	4622	4875	5452	5912	6975	8089	9117
	224	5	3341	4095	4552	4668	5221	5912	6975	8060	9083
	250	5	3783	4157	4622	4875	5452	5912	6975	8089	9117
	280	4	3928	4157	4622	4875	5452	5912	6975	8089	9117
	315	4	3796	4157	4622	4744	5306	5797	6838	7851	8849
	355	3	3928	4157	4622	4875	5452	5912	6975	8089	9117
	400	3	3928	4157	4622	4875	5452	5912	6975	8089	9117
	450	3	3701	4157	4622	4875	5452	5912	6975	8089	9117
	500	2	3928	4157	4622	4875	5452	5912	6975	8089	9117
	560	2	3810	4157	4622	4744	5306	5822	6868	7957	8968
	630	2	3928	4157	4622	4875	5452	5912	6975	8089	9117
710	2	3928	4157	4622	4875	5452	5912	6975	8089	9117	

Forced lubrication may be required. Consult factory

## Power Ratings – Hp/Quad Reduction

High-Speed Shaft rpm	Nom Ratio	Approx LS Shaft rpm	DRIVE SIZE								
			237	243	247	253	257	263	267	273	277
970	140	7	394	432	480	472	528	649	766	753	849
	160	6	330	395	439	453	507	556	656	753	849
	180	5	330	359	399	418	468	491	580	671	756
	200	5	314	313	348	384	429	455	537	619	697
	224	4	235	280	311	320	358	399	471	549	619
	250	4	235	254	283	295	330	353	416	490	552
	280	3	227	222	247	271	303	327	386	452	509
	315	3	185	205	228	229	256	279	330	383	432
	355	3	169	183	204	208	232	251	297	349	394
	400	2	157	160	178	191	213	233	275	322	363
	450	2	128	141	157	161	180	196	232	275	310
	500	2	125	124	137	147	165	182	215	253	285
	560	2	102	114	127	125	139	156	184	217	245
	630	2	92.9	102	113	113	127	140	165	196	221
710	1	86.3	89.1	99.0	103.8	116	130	153	181	203	
870	140	6	353	390	433	426	476	582	687	675	761
	160	5	298	354	394	407	455	499	588	675	761
	180	5	298	322	358	375	420	441	520	602	678
	200	4	282	281	313	344	385	408	481	555	625
	224	4	211	251	279	287	321	358	422	492	555
	250	3	211	228	253	265	296	317	373	439	495
	280	3	204	199	221	243	272	293	346	405	457
	315	3	166	184	204	205	230	251	296	345	388
	355	2	152	164	183	186	209	226	266	313	353
	400	2	141	144	160	171	191	209	246	289	326
	450	2	115	127	141	144	161	176	208	246	278
	500	2	112	111	123	132	148	163	192	227	256
	560	2	91.6	102	114	112	125	140	165	195	220
	630	1	83.3	91.4	102	101	114	126	148	176	198
710	1	77.4	79.9	88.8	93.1	104	116	137	162	183	

**Torque Ratings – lb-in/Quad Reduction**

(MULTIPLY VALUES LISTED BY 1000)

High-Speed Shaft rpm	Nom Ratio	Approx LS Shaft rpm	DRIVE SIZE								
			237	243	247	253	257	263	267	273	277
970	140	7	3527	4016	4464	4243	4746	5912	6975	6778	7639
	160	6	3391	4095	4552	4668	5221	5912	6975	8070	9096
	180	5	3839	4157	4622	4875	5452	5912	6975	8089	9117
	200	5	3928	4157	4622	4875	5452	5912	6975	8089	9117
	224	4	3341	4095	4552	4668	5221	5912	6975	8060	9083
	250	4	3783	4157	4622	4875	5452	5912	6975	8089	9117
	280	3	3928	4157	4622	4875	5452	5912	6975	8089	9117
	315	3	3801	4157	4622	4744	5306	5806	6850	7888	8890
	355	3	3928	4157	4622	4875	5452	5912	6975	8089	9117
	400	2	3928	4157	4622	4875	5452	5912	6975	8089	9117
	450	2	3738	4157	4622	4875	5452	5912	6975	8089	9117
	500	2	3928	4157	4622	4875	5452	5912	6975	8089	9117
	560	2	3813	4157	4622	4744	5306	5827	6874	7986	9001
	630	2	3928	4157	4622	4875	5452	5912	6975	8089	9117
710	1	3928	4157	4622	4875	5452	5912	6975	8089	9117	
870	140	6	3527	4039	4490	4268	4774	5912	6975	6778	7639
	160	5	3410	4095	4552	4668	5221	5912	6975	8070	9096
	180	5	3861	4157	4622	4875	5452	5912	6975	8089	9117
	200	4	3928	4157	4622	4875	5452	5912	6975	8089	9117
	224	4	3341	4095	4552	4668	5221	5912	6975	8060	9083
	250	3	3783	4157	4622	4875	5452	5912	6975	8089	9117
	280	3	3928	4157	4622	4875	5452	5912	6975	8089	9117
	315	3	3804	4157	4622	4744	5306	5811	6855	7909	8913
	355	2	3928	4157	4622	4875	5452	5912	6975	8089	9117
	400	2	3928	4157	4622	4875	5452	5912	6975	8089	9117
	450	2	3738	4157	4622	4875	5452	5912	6975	8089	9117
	500	2	3928	4157	4622	4875	5452	5912	6975	8089	9117
	560	2	3814	4157	4622	4744	5306	5830	6877	8002	9019
	630	1	3928	4157	4622	4875	5452	5912	6975	8089	9117
710	1	3928	4157	4622	4875	5452	5912	6975	8089	9117	

Basic Thermal Ratings\* — Hp/Double Reduction Maximum 200°F Sump Temperature†

HSS rpm	Nom. Ratio	Auxiliary Cooling	DRIVE SIZE													
			107	117	127	133	137	143	147	153	157	163	167	173	177	187
1750	6.30	None												*	*	
		Shaft Fan												1588	1615	
		Electric Fan												1692	1721	
	DuraPlate												3745	3808		
	7.10	None	122	141	151	178	181	228	232	*	*	289	294	*	*	*
		Shaft Fan	252	332	431	444	452	625	635	780	800	986	1003	1539	1565	1559
		Electric Fan	254	344	393	536	545	662	673	852	866	1228	1250	1639	1667	1664
		DuraPlate	N/A	560	678	845	859	1664	1692	2534	2577	3005	3055	3626	3688	4121
	8.00	None	119	137	152	180	183	229	233	223	227	293	300	*	*	*
		Shaft Fan	246	321	430	445	453	626	636	766	779	1000	1012	1572	1598	1537
		Electric Fan	250	333	393	536	545	663	674	836	850	1250	1260	1672	1701	1639
		DuraPlate	N/A	541	673	842	857	1669	1698	2456	2500	3025	3077	3654	3716	4037
	9.00	None	121	140	147	174	177	220	224	220	223	316	321	383	390	*
		Shaft Fan	250	323	414	426	434	592	602	739	752	1029	1046	1462	1500	1567
		Electric Fan	250	334	378	513	521	627	637	805	819	1274	1296	1551	1577	1669
		DuraPlate	N/A	540	645	800	814	1562	1588	2333	2372	3053	3105	3500	3543	4052
	10.0	None	100	123	139	154	157	200	204	223	227	269	274	368	375	*
		Shaft Fan	206	283	388	372	378	527	536	714	726	835	849	1406	1430	1453
		Electric Fan	207	293	355	450	454	557	567	776	789	1031	1048	1500	1518	1543
		DuraPlate	307	457	585	687	700	1132	1151	1703	1750	2000	2032	3367	3424	3821
	11.2	None	92	119	139	155	157	200	203	220	223	270	274	381	387	*
		Shaft Fan	194	274	386	372	378	527	535	700	708	839	853	1425	1449	1421
		Electric Fan	196	284	353	450	453	557	566	756	769	1037	1054	1511	1537	1509
		DuraPlate	293	442	580	685	700	1134	1154	1652	1680	2019	2053	3381	3438	3734
12.5	None	94	121	135	150	152	190	194	214	217	283	287			*	
	Shaft Fan	196	275	372	357	363	500	506	670	681	858	873			1433	
	Electric Fan	200	285	340	427	434	527	536	727	739	1056	1074			1520	
	DuraPlate	295	441	556	653	665	1067	1085	1575	1602	2028	2062			3732	
1430	6.30	None												451	459	
		Shaft Fan												1420	1444	
		Electric Fan												1750	1770	
		DuraPlate												3114	3167	
	7.10	None	118	138	154	183	186	236	240	252	256	339	345	437	444	*
		Shaft Fan	212	279	365	380	386	533	542	678	689	874	889	1367	1390	1403
		Electric Fan	244	331	385	523	532	648	659	857	871	1250	1263	1676	1705	1726
		DuraPlate	377	457	556	690	702	1344	1367	2000	2014	2447	2500	3005	3056	3425
	8.00	None	115	134	155	184	187	236	240	250	254	341	350	453	461	431
		Shaft Fan	206	270	363	380	387	533	542	663	674	878	900	1391	1415	1375
		Electric Fan	237	320	384	523	532	648	659	836	850	1250	1269	1701	1730	1690
		DuraPlate	367	441	552	688	700	1346	1369	1919	1951	2459	2500	3027	3078	3347
	9.00	None	111	136	150	178	181	225	228	244	250	360	366	439	450	450
		Shaft Fan	202	272	350	364	370	503	512	639	650	906	921	1282	1304	1393
		Electric Fan	233	321	369	500	507	611	621	803	817	1278	1299	1558	1584	1707
		DuraPlate	362	441	530	654	665	1260	1281	1825	1856	2500	2528	2882	2931	3355
	10.0	None	92	119	141	156	158	202	205	240	244	289	294	419	426	431
		Shaft Fan	168	238	327	316	322	450	454	613	623	719	731	1229	1250	1276
		Electric Fan	194	282	345	433	440	541	550	767	780	1015	1032	1500	1520	1554
		DuraPlate	247	374	479	561	571	919	934	1380	1403	1618	1646	2778	2825	3156
	11.2	None	90	114	141	156	159	201	205	235	239	289	294	429	436	421
		Shaft Fan	164	228	326	316	322	450	453	600	607	720	732	1250	1266	1250
		Electric Fan	189	270	344	432	439	540	549	747	759	1020	1037	1511	1537	1515
		DuraPlate	241	359	476	559	569	919	935	1339	1361	1631	1659	2792	2839	3081
12.5	None	91	115	141	151	153	191	194	228	232	301	306			428	
	Shaft Fan	166	230	326	304	309	421	428	574	584	738	750			1253	
	Electric Fan	191	272	344	414	421	510	518	717	729	1037	1055			1523	
	DuraPlate	243	359	450	535	544	865	880	1278	1300	1643	1671			3079	

\* Basic thermal ratings listed are based on an ambient temperature of 68°F(20°C) at sea level. Application-adjusted thermal ratings must be calculated using the application-adjusted thermal factors on page 8 before comparing to the required load. For cooling beyond the range of values listed, contact the Factory.

† Actual sump temperatures will vary based upon exact ambient conditions and load profile.

\* Contact Factory.

Basic Thermal Ratings\* — Hp/Double Reduction Maximum 200°F Sump Temperature†

HSS rpm	Nom. Ratio	Auxiliary Cooling	DRIVE SIZE													
			107	117	127	133	137	143	147	153	157	163	167	173	177	187
1170	6.30	None												505	514	
		Shaft Fan												1207	1228	
		Electric Fan												1725	1754	
		DuraPlate												2464	2505	
	7.10	None	108	132	152	181	184	234	238	266	270	362	368	483	491	500
		Shaft Fan	168	226	295	311	317	436	443	560	570	735	747	1156	1176	1198
		Electric Fan	226	314	369	500	508	619	630	833	848	1211	1232	1654	1682	1719
		DuraPlate	290	355	434	538	547	1030	1047	1508	1533	1885	1917	2368	2408	2704
	8.00	None	105	127	153	182	185	233	237	261	265	362	368	500	504	484
		Shaft Fan	163	218	294	311	317	434	442	547	556	736	748	1174	1194	1169
		Electric Fan	219	302	367	500	506	618	629	811	825	1214	1234	1673	1702	1676
		DuraPlate	282	343	432	537	546	1030	1047	1461	1500	1890	1922	2386	2426	2636
	9.00	None	106	127	148	175	178	221	224	253	257	378	384	466	474	494
		Shaft Fan	165	217	283	300	304	410	417	527	535	758	771	1076	1094	1179
		Electric Fan	221	301	353	475	483	581	591	777	791	1250	1260	1520	1546	1685
		DuraPlate	284	341	414	511	520	964	980	1392	1415	1916	1948	2273	2311	2641
	10.0	None	88	112	133	146	150	197	200	245	250	294	300	443	450	460
		Shaft Fan	137	192	259	252	257	363	369	503	511	590	600	1028	1045	1072
		Electric Fan	184	266	324	404	411	513	522	739	751	972	988	1456	1481	1519
		DuraPlate	195	291	370	430	438	708	720	1060	1078	1250	1261	2184	2221	2500
	11.2	None	86	109	134	147	150	196	200	239	243	292	300	452	459	450
		Shaft Fan	133	185	259	252	257	362	368	489	500	590	600	1041	1058	1042
		Electric Fan	179	257	323	403	410	512	521	718	730	975	1000	1470	1500	1479
		DuraPlate	190	281	368	429	437	707	719	1028	1045	1250	1268	2197	2250	2419
12.5	None	87	110	129	142	144	177	180	231	235	304	309			453	
	Shaft Fan	135	186	250	243	247	332	337	471	479	606	616			1048	
	Electric Fan	181	258	310	387	393	472	480	688	700	1000	1008			1483	
	DuraPlate	192	282	353	411	418	655	666	983	1000	1261	1283			2419	
970	6.30	None												517	526	
		Shaft Fan												1045	1063	
		Electric Fan												1677	1706	
		DuraPlate												2023	2058	
	7.10	None	103	125	148	175	178	226	230	264	269	362	368	492	501	510
		Shaft Fan	142	188	250	264	268	368	374	476	484	630	641	1000	1014	1038
		Electric Fan	215	300	352	475	483	590	600	801	815	1165	1185	1605	1633	1674
		DuraPlate	250	289	355	438	450	826	840	1202	1223	1516	1542	1939	1972	2215
	8.00	None	100	120	144	176	179	225	229	259	263	361	367	503	512	500
		Shaft Fan	138	181	243	264	268	366	372	464	471	630	640	1012	1029	1010
		Electric Fan	209	286	346	474	482	588	600	778	800	1165	1185	1622	1649	1629
		DuraPlate	240	278	350	437	444	825	839	1165	1185	1517	1543	1955	2000	2156
	9.00	None	102	122	139	162	165	213	217	250	255	375	382	468	476	504
		Shaft Fan	139	183	234	246	250	345	351	450	454	649	660	925	941	1018
		Electric Fan	211	287	332	444	451	553	562	746	758	1190	1210	1469	1500	1635
		DuraPlate	242	279	335	409	415	773	786	1112	1131	1543	1569	1867	1899	2160
	10.0	None	84	108	130	143	145	183	187	241	245	287	292	443	451	463
		Shaft Fan	116	161	218	215	219	300	304	426	433	500	508	882	900	921
		Electric Fan	176	254	311	387	393	480	489	707	719	927	943	1405	1429	1468
		DuraPlate	170	239	304	353	359	565	575	852	866	1000	1013	1790	1820	2033
	11.2	None	82	104	130	143	146	182	185	222	226	286	291	452	459	450
		Shaft Fan	112	156	218	215	219	300	303	400	407	500	507	900	909	900
		Electric Fan	171	245	309	386	392	479	487	671	683	929	945	1418	1442	1428
		DuraPlate	165	230	303	352	358	564	573	811	825	1000	1016	1803	1833	2000
12.5	None	83	105	126	138	141	173	176	215	218	296	301			454	
	Shaft Fan	114	157	210	207	211	282	286	385	392	513	522			900	
	Electric Fan	172	246	300	370	376	452	459	644	655	945	961			1431	
	DuraPlate	166	231	291	338	344	531	540	777	790	1015	1032			2000	

\* Basic thermal ratings listed are based on an ambient temperature of 68°F(20°C) at sea level. Application-adjusted thermal ratings must be calculated using the application-adjusted thermal factors on page 8 before comparing to the required load. For cooling beyond the range of values listed, contact the Factory.

† Actual sump temperatures will vary based upon exact ambient conditions and load profile.

\* Contact Factory.

Basic Thermal Ratings\* — Hp/Double Reduction Maximum 200°F Sump Temperature†

HSS rpm	Nom. Ratio	Auxiliary Cooling	DRIVE SIZE														
			107	117	127	133	137	143	147	153	157	163	167	173	177	187	
870	6.30	None												516	525		
		Shaft Fan													958	974	
		Electric Fan													1641	1669	
		DuraPlate													1803	1833	
	7.10	None	100	121	141	171	174	221	224	261	265	357	363	490	500	510	
		Shaft Fan	129	170	220	240	244	333	339	432	439	575	585	913	928	952	
		Electric Fan	209	288	338	461	469	572	581	779	800	1133	1153	1570	1596	1639	
		DuraPlate	226	266	313	389	400	727	739	1053	1071	1335	1357	1725	1754	1970	
	8.00	None	97	117	141	166	169	219	223	255	259	355	361	500	509	500	
		Shaft Fan	125	164	220	234	238	332	337	421	428	574	584	926	942	925	
		Electric Fan	203	278	336	453	460	570	580	756	769	1133	1152	1585	1612	1594	
		DuraPlate	220	256	312	365	371	725	738	1020	1038	1334	1357	1750	1770	1916	
	9.00	None	99	118	137	160	163	200	202	246	250	370	376	463	471	502	
		Shaft Fan	127	166	212	225	228	304	309	405	412	592	602	847	861	932	
		Electric Fan	205	279	323	432	439	525	534	725	737	1157	1176	1434	1458	1598	
		DuraPlate	222	257	300	382	388	670	681	975	1000	1359	1382	1665	1693	1919	
	10.0	None	82	105	127	140	142	180	183	226	230	281	286	439	450	459	
		Shaft Fan	105	146	198	196	200	272	277	375	381	454	461	806	820	843	
		Electric Fan	170	247	302	376	382	467	475	675	686	900	914	1371	1394	1433	
		DuraPlate	157	220	272	315	320	500	509	739	751	876	900	1594	1621	1810	
	11.2	None	79	101	128	140	143	179	182	221	224	266	271	450	454	445	
		Shaft Fan	102	141	197	196	200	271	275	365	371	437	444	817	830	818	
		Electric Fan	166	237	300	375	381	465	473	655	666	883	900	1383	1407	1393	
		DuraPlate	153	212	271	314	319	500	507	717	729	860	875	1606	1634	1761	
12.5	None	81	102	123	135	138	169	172	213	217	276	281			450		
	Shaft Fan	103	142	190	189	192	256	260	352	358	450	458			822		
	Electric Fan	167	239	289	359	365	439	450	629	639	900	914			1396		
	DuraPlate	154	214	261	301	306	470	478	687	700	876	900			1762		

★ Basic thermal ratings listed are based on an ambient temperature of 68°F(20°C) at sea level. Application-adjusted thermal ratings must be calculated using the application-adjusted thermal factors on page 8 before comparing to the required load. For cooling beyond the range of values listed, contact the Factory.

† Actual sump temperatures will vary based upon exact ambient conditions and load profile.

\* Contact Factory.

Basic Thermal Ratings\* — Hp/Double Reduction Maximum 180°F Sump Temperature†

HSS rpm	Nom. Ratio	Auxiliary Cooling	DRIVE SIZE														
			107	117	127	133	137	143	147	153	157	163	167	173	177	187	
1750	6.30	None												*	*		
		Shaft Fan													1110	1129	
		Electric Fan													1199	1219	
		DuraPlate													3003	3054	
	7.10	None	93	105	95	111	113	*	*	*	*	*	*	*	*	*	*
		Shaft Fan	209	273	340	342	350	483	491	561	571	675	687	1091	1109	1045	
		Electric Fan	210	282	306	421	428	514	523	621	632	878	900	1176	1196	1131	
		DuraPlate	N/A	469	554	690	702	1392	1416	2024	2058	2400	2441	2921	3000	3254	
	8.00	None	91	103	97	113	115	*	*	*	*	*	*	*	*	*	*
		Shaft Fan	204	265	340	344	350	486	494	559	568	686	700	1130	1149	1047	
		Electric Fan	205	274	307	422	430	517	526	617	628	900	906	1216	1250	1131	
		DuraPlate	N/A	454	552	690	702	1399	1423	1970	2004	2424	2465	2960	3010	3204	
	9.00	None	93	105	95	111	113	140	142	*	*	*	*	*	*	*	*
		Shaft Fan	206	267	328	331	337	463	471	544	553	723	735	1089	1108	1089	
		Electric Fan	207	276	296	405	412	492	501	600	610	929	945	1166	1186	1174	
		DuraPlate	N/A	455	529	657	668	1313	1335	1878	1910	2459	2501	2873	2922	3236	
	10.0	None	77	93	91	101	103	132	135	*	*	*	*	*	*	*	*
		Shaft Fan	171	235	310	291	296	417	424	538	548	614	624	1052	1069	1055	
		Electric Fan	172	243	280	356	362	443	450	591	601	779	800	1125	1145	1130	
		DuraPlate	257	384	480	567	577	946	962	1401	1425	1608	1636	2780	2827	3107	
	11.2	None	69	90	92	102	104	133	135	*	*	*	*	*	*	*	*
		Shaft Fan	160	227	309	292	300	418	425	528	537	617	628	1072	1090	1036	
		Electric Fan	161	235	279	356	362	443	451	579	589	784	800	1146	1166	1110	
		DuraPlate	243	372	477	566	575	948	964	1362	1385	1626	1653	2798	2846	3041	
12.5	None	70	92	89	100	101	128	130	*	*	*	*	*	*	*	*	
	Shaft Fan	161	229	300	281	286	400	403	510	518	637	648			1052		
	Electric Fan	162	236	269	342	350	420	428	558	568	805	818			1126		
	DuraPlate	245	372	458	541	550	900	908	1302	1324	1639	1667			3048		
1430	6.30	None												*	*		
		Shaft Fan													1057	1075	
		Electric Fan													1334	1357	
		DuraPlate													2543	2586	
	7.10	None	91	105	106	126	128	162	164	*	*	*	*	*	*	*	*
		Shaft Fan	176	231	292	300	304	422	430	511	520	638	649	1025	1043	1012	
		Electric Fan	203	275	309	423	430	521	530	664	675	949	965	1292	1314	1286	
		DuraPlate	318	383	457	569	578	1131	1150	1646	1674	2000	2017	2461	2502	2756	
	8.00	None	89	102	108	127	129	162	165	*	*	*	*	*	*	*	*
		Shaft Fan	172	223	292	300	305	423	430	504	513	644	655	1052	1070	1000	
		Electric Fan	200	266	309	423	430	522	531	653	664	957	973	1321	1343	1267	
		DuraPlate	310	371	455	568	578	1134	1153	1600	1627	2000	2031	2500	2530	2701	
	9.00	None	84	104	105	124	126	156	159	*	*	*	*	*	*	*	*
		Shaft Fan	166	225	281	288	293	402	408	489	500	671	683	1000	1008	1026	
		Electric Fan	192	268	300	405	412	494	503	630	641	987	1003	1231	1252	1292	
		DuraPlate	303	371	437	542	551	1064	1082	1525	1551	2026	2061	2401	2441	2720	
	10.0	None	71	92	100	110	112	144	146	152	155	183	186	250	252	*	*
		Shaft Fan	139	200	264	252	256	359	365	476	484	547	556	952	968	964	
		Electric Fan	160	235	279	353	359	440	450	609	619	800	811	1183	1203	1201	
		DuraPlate	206	314	400	465	473	772	785	1145	1164	1315	1337	2315	2355	2592	
	11.2	None	69	87	100	110	112	143	146	151	153	183	186	257	261	*	*
		Shaft Fan	135	189	264	252	257	359	365	465	473	548	557	968	984	943	
		Electric Fan	156	224	278	353	359	440	450	600	604	802	815	1200	1220	1174	
		DuraPlate	200	301	394	464	472	772	785	1112	1131	1325	1348	2331	2370	2532	
12.5	None	70	88	87	107	109	137	139	147	150	192	196			*	*	
	Shaft Fan	137	190	243	243	247	340	346	450	456	565	574			954		
	Electric Fan	158	226	257	338	344	416	423	572	581	819	833			1184		
	DuraPlate	202	301	367	444	451	728	740	1064	1082	1339	1362			2536		

\* Basic thermal ratings listed are based on an ambient temperature of 68°F(20°C) at sea level. Application-adjusted thermal ratings must be calculated using the application-adjusted thermal factors on page 8 before comparing to the required load. For cooling beyond the range of values listed, contact the Factory.

† Actual sump temperatures will vary based upon exact ambient conditions and load profile.

\* Contact Factory.

Basic Thermal Ratings\* — Hp/Double Reduction Maximum 180°F Sump Temperature†

HSS rpm	Nom. Ratio	Auxiliary Cooling	DRIVE SIZE													
			107	117	127	133	137	143	147	153	157	163	167	173	177	187
1170	6.30	None												325	330	
		Shaft Fan												940	956	
		Electric Fan												1390	1413	
		DuraPlate												2039	2074	
	7.10	None	83	102	112	132	135	171	174	180	183	240	244	314	319	*
		Shaft Fan	138	187	239	250	254	351	357	438	450	561	570	903	918	909
		Electric Fan	187	263	302	412	419	510	519	673	684	965	982	1336	1359	1353
		DuraPlate	243	300	359	450	453	870	885	1263	1284	1545	1571	1963	2000	2206
	8.00	None	81	100	112	133	135	171	174	178	181	241	245	326	332	*
		Shaft Fan	134	181	239	250	254	351	357	429	437	563	573	922	937	900
		Electric Fan	182	254	302	412	419	509	518	657	668	969	986	1356	1379	1323
		DuraPlate	236	288	358	445	452	871	885	1226	1250	1551	1577	2000	2017	2155
	9.00	None	82	98	109	129	131	163	166	174	177	255	259	317	323	*
		Shaft Fan	136	179	231	240	244	332	338	415	422	584	600	856	870	905
		Electric Fan	184	252	290	393	400	480	488	632	642	1000	1011	1250	1265	1337
		DuraPlate	238	286	344	425	432	817	831	1170	1190	1576	1603	1908	1940	2165
	10.0	None	69	87	96	105	107	147	150	172	175	204	208	302	307	*
		Shaft Fan	113	159	209	200	203	296	301	400	407	461	469	818	832	834
		Electric Fan	154	222	264	332	337	426	433	604	614	785	800	1192	1212	1218
		DuraPlate	163	244	304	354	360	600	607	885	900	1016	1033	1834	1865	2054
	11.2	None	67	84	97	106	107	146	150	169	171	204	207	310	315	300
		Shaft Fan	110	153	209	200	204	295	300	390	400	461	469	831	845	813
		Electric Fan	150	215	264	331	337	425	432	588	600	788	801	1206	1226	1186
		DuraPlate	159	236	303	354	360	600	606	860	875	1021	1038	1847	1879	2003
12.5	None	68	86	94	102	104	127	129	164	166	213	216			304	
	Shaft Fan	111	155	201	193	196	264	269	376	382	475	483			820	
	Electric Fan	151	216	254	318	323	386	392	565	574	803	817			1193	
	DuraPlate	160	237	292	339	345	546	555	823	837	1035	1053			2005	
970	6.30	None												363	370	
		Shaft Fan												831	845	
		Electric Fan												1383	1406	
		DuraPlate												1687	1715	
	7.10	None	81	97	111	132	134	171	174	190	194	256	261	350	353	*
		Shaft Fan	117	155	202	213	217	300	304	379	385	492	500	800	808	807
		Electric Fan	180	250	292	400	404	492	500	660	671	947	963	1325	1347	1351
		DuraPlate	208	241	295	363	369	700	712	1010	1027	1250	1270	1618	1645	1820
	8.00	None	78	93	107	133	135	171	173	187	190	256	260	357	364	*
		Shaft Fan	114	150	196	214	217	300	303	370	376	492	500	810	823	788
		Electric Fan	175	240	285	400	403	491	500	642	653	948	964	1341	1364	1317
		DuraPlate	202	233	287	363	369	700	711	980	1000	1252	1273	1635	1662	1774
	9.00	None	80	95	103	118	120	162	165	182	185	269	273	339	344	350
		Shaft Fan	115	152	189	195	200	282	287	357	363	509	518	747	760	800
		Electric Fan	177	241	274	366	372	462	470	616	627	971	987	1222	1250	1326
		DuraPlate	204	234	277	335	340	656	667	937	952	1275	1297	1573	1599	1780
	10.0	None	66	84	97	107	109	136	139	177	180	209	212	321	327	328
		Shaft Fan	96	134	177	173	176	241	245	343	350	395	402	712	724	729
		Electric Fan	147	213	257	322	327	400	405	587	600	759	772	1169	1189	1198
		DuraPlate	142	201	251	292	300	472	480	714	726	818	832	1508	1533	1688
	11.2	None	64	81	98	107	109	136	138	155	158	208	211	329	334	319
		Shaft Fan	93	129	177	173	176	240	244	314	319	395	401	723	735	709
		Electric Fan	143	206	256	321	327	400	404	548	558	761	774	1182	1202	1165
		DuraPlate	138	194	250	292	300	471	479	671	682	820	834	1520	1546	1644
12.5	None	65	83	95	104	105	129	131	151	154	216	220			323	
	Shaft Fan	94	131	171	167	170	228	231	303	308	407	414			714	
	Electric Fan	144	207	246	308	313	375	381	527	536	775	789			1170	
	DuraPlate	140	195	241	280	285	444	452	644	654	835	849			1646	

\* Basic thermal ratings listed are based on an ambient temperature of 68°F(20°C) at sea level. Application-adjusted thermal ratings must be calculated using the application-adjusted thermal factors on page 8 before comparing to the required load. For cooling beyond the range of values listed, contact the Factory.

† Actual sump temperatures will vary based upon exact ambient conditions and load profile.

\* Contact Factory.

## Basic Thermal Ratings\* — Hp/Double Reduction Maximum 180°F Sump Temperature†

HSS rpm	Nom. Ratio	Auxiliary Cooling	DRIVE SIZE													
			107	117	127	133	137	143	147	153	157	163	167	173	177	187
870	6.30	None												374	381	
		Shaft Fan												769	782	
		Electric Fan												1365	1388	
		DuraPlate												1507	1532	
	7.10	None	79	95	106	131	133	169	172	192	195	259	264	357	363	361
		Shaft Fan	106	141	178	195	200	272	277	350	352	453	460	734	747	748
		Electric Fan	175	242	280	387	393	479	487	647	658	929	944	1307	1329	1336
		DuraPlate	190	222	258	324	329	616	626	885	900	1101	1119	1443	1467	1623
	8.00	None	77	91	106	123	125	168	171	188	192	259	263	366	372	352
		Shaft Fan	103	136	179	186	190	271	276	338	344	452	460	747	760	729
		Electric Fan	170	234	279	376	382	478	486	629	640	929	945	1322	1344	1301
		DuraPlate	185	214	257	314	319	615	625	859	874	1101	1120	1458	1483	1580
	9.00	None	78	93	103	119	121	148	150	183	186	271	275	344	350	359
		Shaft Fan	105	137	172	179	183	243	250	326	332	468	476	688	700	736
		Electric Fan	172	235	269	359	365	435	442	604	614	951	967	1201	1222	1307
		DuraPlate	186	216	250	301	306	562	571	822	836	1124	1143	1404	1428	1586
	10.0	None	65	82	97	106	108	136	138	163	166	208	212	325	331	333
		Shaft Fan	87	122	161	158	161	221	224	300	302	361	367	655	666	671
		Electric Fan	143	208	251	314	319	389	400	556	565	740	753	1149	1168	1178
		DuraPlate	132	184	224	260	265	419	426	612	622	721	734	1344	1367	1504
	11.2	None	63	79	97	106	108	135	138	160	162	188	191	332	338	323
		Shaft Fan	84	117	161	159	161	220	223	290	295	338	344	664	676	652
		Electric Fan	139	200	250	314	319	388	395	541	550	716	729	1160	1180	1145
		DuraPlate	128	178	224	260	264	417	425	600	605	700	709	1356	1379	1464
12.5	None	64	81	94	103	105	128	131	155	157	196	200			327	
	Shaft Fan	86	119	156	153	155	208	211	280	284	350	356			656	
	Electric Fan	140	201	241	301	306	366	373	520	528	731	744			1149	
	DuraPlate	129	179	216	250	254	394	401	571	581	712	724			1467	

★ Basic thermal ratings listed are based on an ambient temperature of 68°F(20°C) at sea level. Application-adjusted thermal ratings must be calculated using the application-adjusted thermal factors on page 8 before comparing to the required load. For cooling beyond the range of values listed, contact the Factory.

† Actual sump temperatures will vary based upon exact ambient conditions and load profile.

\* Contact Factory.

Basic Thermal Ratings\* — Hp/Triple Reduction Maximum 200°F Sump Temperature†

HSS rpm	Nom. Ratio	Auxiliary Cooling	DRIVE SIZE													
			107	117	127	133	137	143	147	153	157	163	167	173	177	187
1750	12.5	None											*	*		
		Shaft Fan												969	986	
		Electric Fan												743	756	
	14.0	DuraPlate												2883	2932	
		None	84	122	136	139	141	144	147	165	168	*	*	*	*	*
		Shaft Fan	172	271	350	322	328	400	404	556	565	604	614	942	958	900
	16.0	Electric Fan	139	223	253	300	305	325	330	457	465	560	569	724	736	675
		DuraPlate	316	440	623	711	723	1063	1081	1704	1750	1858	1889	2796	2843	2750
		None	82	117	137	140	142	144	146	166	169	*	*	*	*	*
	18.0	Shaft Fan	168	261	350	322	328	394	401	548	557	601	611	962	978	882
		Electric Fan	135	215	254	300	305	322	328	452	459	557	567	743	756	671
		DuraPlate	307	425	619	706	718	1052	1070	1666	1694	1843	1874	2803	2851	2704
	20.0	None	83	119	134	137	140	140	142	164	167	*	*	*	*	*
		Shaft Fan	169	261	339	315	320	380	387	537	546	626	637	965	981	900
		Electric Fan	137	216	250	293	300	311	317	443	451	582	592	755	767	689
	22.4	DuraPlate	309	422	604	689	701	1012	1029	1624	1651	1874	1905	2742	2788	2703
		None	76	108	122	130	133	139	142	159	161	*	*	*	*	*
		Shaft Fan	157	241	315	300	304	372	378	508	517	578	588	927	943	901
	25.0	Electric Fan	126	200	229	278	283	305	310	419	426	539	548	724	737	700
		DuraPlate	290	392	567	659	670	986	1002	1531	1557	1712	1750	2645	2690	2631
None		74	104	123	131	133	138	140	156	159	165	168	171	174	*	
28.0	Shaft Fan	153	232	314	300	303	368	374	500	506	573	582	939	954	883	
	Electric Fan	123	191	229	278	282	302	307	411	418	533	542	736	748	686	
	DuraPlate	282	378	564	654	665	974	1000	1500	1519	1696	1725	2645	2690	2575	
31.5	None	75	105	120	128	130	132	135	153	156	174	177	262	266	*	
	Shaft Fan	154	232	306	291	296	352	358	485	493	592	602	975	1000	889	
	Electric Fan	125	192	223	271	275	289	294	401	408	551	561	791	804	700	
35.5	DuraPlate	284	376	549	636	647	933	949	1453	1477	1720	1750	2648	2693	2563	
	None	63	92	105	117	119	138	140	166	168	185	189	250	253	257	
	Shaft Fan	131	207	263	261	265	342	350	464	472	542	551	934	950	970	
40.0	Electric Fan	105	170	192	243	247	284	288	389	395	508	516	757	769	786	
	DuraPlate	235	327	467	565	574	721	733	1420	1444	1270	1291	2555	2598	2656	
	None	61	88	106	117	119	136	138	166	168	183	186	254	259	251	
45.0	Shaft Fan	128	200	262	260	264	338	343	464	472	536	545	942	958	947	
	Electric Fan	102	163	192	242	247	280	285	389	395	502	510	765	777	767	
	DuraPlate	229	316	465	561	571	712	724	1385	1408	1256	1278	2551	2594	2596	
50.0	None	62	89	103	114	116	130	132	158	161	191	194	255	259	254	
	Shaft Fan	129	200	256	254	258	323	329	442	450	551	560	916	931	948	
	Electric Fan	103	164	188	236	240	268	273	371	377	517	526	745	758	769	
56.0	DuraPlate	230	314	453	546	556	683	700	1347	1370	1277	1299	2458	2500	2579	
	None	58	83	94	107	109	123	125	157	160	175	178	241	245	252	
	Shaft Fan	121	188	238	239	243	307	312	434	442	503	511	874	889	912	
55.0	Electric Fan	97	154	174	222	226	254	259	365	371	471	479	711	723	742	
	DuraPlate	218	300	427	516	525	650	661	1314	1336	1169	1189	2366	2406	2465	
	None	56	80	94	107	109	122	125	154	156	173	176	246	250	244	
50.0	Shaft Fan	118	181	238	238	242	303	308	424	431	500	505	881	900	888	
	Electric Fan	94	148	174	222	226	251	255	356	362	466	474	718	730	721	
	DuraPlate	212	286	424	513	521	642	653	1279	1300	1157	1176	2362	2402	2405	
50.0	None	57	81	92	105	106	116	118	150	152	180	183	250	252	246	
	Shaft Fan	119	181	232	232	235	290	295	412	419	511	520	864	878	888	
	Electric Fan	95	150	169	216	220	240	244	346	352	480	488	706	718	722	
50.0	DuraPlate	213	284	413	500	507	615	625	1250	1260	1176	1196	2283	2321	2388	
	None	56	79	91	94	96	103	104	119	121	177	180	234	238	245	
	Shaft Fan	117	182	228	216	219	271	276	371	378	489	500	823	836	860	
50.0	Electric Fan	94	150	167	201	204	223	227	309	314	460	468	671	682	702	
	DuraPlate	211	294	405	467	475	587	600	1146	1166	1089	1107	2193	2250	2287	

\* Basic thermal ratings listed are based on an ambient temperature of 68°F(20°C) at sea level. Application-adjusted thermal ratings must be calculated using the application-adjusted thermal factors on page 8 before comparing to the required load. For cooling beyond the range of values listed, contact the Factory.

† Actual sump temperatures will vary based upon exact ambient conditions and load profile.

\* Contact Factory.

## Basic Thermal Ratings\* — Hp/Triple Reduction Maximum 200°F Sump Temperature†

HSS rpm	Nom. Ratio	Auxiliary Cooling	DRIVE SIZE													
			107	117	127	133	137	143	147	153	157	163	167	173	177	187
1750	63.0	None	54	76	90	94	96	101	103	116	118	174	177	238	242	237
		Shaft Fan	113	176	223	213	217	268	272	362	368	483	491	829	843	835
		Electric Fan	90	143	165	200	202	220	224	301	306	454	462	678	689	681
		DuraPlate	204	284	390	456	463	580	590	1118	1136	1077	1096	2191	2250	2250
	71.0	None	55	77	87	92	93	96	98	113	115	182	185	211	215	239
		Shaft Fan	115	175	217	208	211	255	259	352	358	500	506	700	708	835
		Electric Fan	92	143	160	193	197	210	213	292	300	468	476	571	581	682
		DuraPlate	206	281	380	443	451	553	562	1085	1104	1096	1115	1326	1348	2214
	80.0	None	49	64	81	83	85	98	100	126	128	144	146	215	219	214
		Shaft Fan	101	141	200	182	186	239	243	336	341	400	404	702	714	707
		Electric Fan	81	116	146	170	173	200	201	283	288	373	379	577	587	580
		DuraPlate	152	194	255	288	293	384	391	687	700	837	851	1330	1352	1347
	90.0	None	50	64	79	81	83	93	95	123	125	150	153	212	216	216
		Shaft Fan	102	142	193	178	181	228	232	326	332	410	417	684	700	708
		Electric Fan	82	117	142	166	169	189	193	275	280	385	391	563	573	581
		DuraPlate	154	193	250	281	286	368	374	667	678	854	868	1288	1310	1342
	100	None	49	64	77	78	80	94	95	123	125	145	148	200	203	210
		Shaft Fan	100	144	189	171	174	227	231	325	331	393	400	652	663	681
		Electric Fan	80	118	139	160	163	189	192	275	279	369	376	535	544	560
		DuraPlate	151	200	242	271	275	364	370	662	673	806	820	1234	1255	1287
	112	None	47	61	77	78	80	93	94	120	122	143	145	204	207	203
		Shaft Fan	97	139	187	171	174	224	228	317	322	387	394	658	669	662
		Electric Fan	78	113	138	159	162	187	190	268	272	364	370	541	550	543
		DuraPlate	146	193	238	269	274	360	366	645	656	800	810	1250	1259	1254
125	None	48	62	74	76	77	88	89	116	118	150	152			204	
	Shaft Fan	98	139	182	166	169	214	217	308	313	400	407			662	
	Electric Fan	79	114	134	155	158	178	181	260	265	377	383			544	
	DuraPlate	148	192	232	262	266	343	350	627	638	814	828			1250	

★ Basic thermal ratings listed are based on an ambient temperature of 68°F(20°C) at sea level. Application-adjusted thermal ratings must be calculated using the application-adjusted thermal factors on page 8 before comparing to the required load. For cooling beyond the range of values listed, contact the Factory.

† Actual sump temperatures will vary based upon exact ambient conditions and load profile.

\* Contact Factory.

Basic Thermal Ratings\* — Hp/Triple Reduction Maximum 200°F Sump Temperature†

HSS rpm	Nom. Ratio	Auxiliary Cooling	DRIVE SIZE																
			193	197	203	207	213	217	223	227	237	243	247	253	257	263	267	273	277
1750	8.00	None	*	*			*	*											
		Shaft Fan	*	*			*	*											
		Electric Fan	*	*			*	*											
		DuraPlate	7040	7160			5258	5347											
	9.00	None	*	*	*	*	*	*	*	*									
		Shaft Fan	*	*	*	*	*	*	*	*									
		Electric Fan	*	*	*	*	*	*	*	*									
		DuraPlate	7025	7144	6686	6799	5840	5939	3805	3869									
	10.0	None	*	*	*	*	*	*	*	*									
		Shaft Fan	*	*	*	*	*	*	*	*									
		Electric Fan	*	*	*	*	*	*	*	*									
		DuraPlate	6923	7041	6782	6897	6010	6112	4817	4898									
	11.2	None	*	*	*	*	*	*	*	*									
		Shaft Fan	627	637	*	*	*	*	*	*									
		Electric Fan	*	*	*	*	*	*	*	*									
		DuraPlate	6791	6906	6719	6833	6885	7002	5158	5246									
12.5	None	*	*	*	*	*	*	*	*										
	Shaft Fan	1104	1123	475	483	*	*	*	*										
	Electric Fan	638	649	*	*	*	*	*	*										
	DuraPlate	5357	5448	6684	6797	6338	6446	6326	6433										
14.0	None	*	*	*	*	*	*	*	*										
	Shaft Fan	1135	1155	1010	1027	*	*	*	*										
	Electric Fan	675	687	*	*	*	*	*	*										
	DuraPlate	5268	5357	5273	5362	6282	6388	6022	6124										
16.0	None	*	*	*	*	*	*	*	*										
	Shaft Fan	1112	1131	1071	1090	*	*	*	*										
	Electric Fan	665	676	613	623	*	*	*	*										
	DuraPlate	5158	5245	5231	5320	6208	6313	6049	6152										
18.0	None	*	*	*	*	*	*	*	*										
	Shaft Fan	1172	1192	1059	1077	729	741	*	*										
	Electric Fan	751	763	613	623	*	*	*	*										
	DuraPlate	4951	5035	5129	5216	6219	6324	6010	6112										
20.0	None	*	*	*	*	*	*	*	*										
	Shaft Fan	1175	1195	1127	1146	745	758	*	*										
	Electric Fan	761	774	710	722	*	*	*	*										
	DuraPlate	4847	4929	4909	4992	6060	6162	6108	6211										
22.4	None	*	*	*	*	*	*	*	*	*	*	*	*	*	*	*	*	*	
	Shaft Fan	1140	1159	1151	1171	738	750	*	*	3248	3922	4000	4000	4028	*	*			
	Electric Fan	737	750	737	749	*	*	*	*	2084	2370	2411	2333	2373	*	*			
	DuraPlate	4740	4820	4841	4924	5949	6050	5971	6073	15569	20579	20928	22719	23104	*	*			
25.0	None	*	*	*	*	*	*	*	*	*	*	*	*	*	*	*	*	*	
	Shaft Fan	1381	1404	1120	1139	944	960	*	*	3197	3866	3931	3940	4007	*	*			
	Electric Fan	1028	1046	717	730	186	189	*	*	2064	2382	2422	2358	2398	*	*			
	DuraPlate	3602	3663	4737	4818	5771	5869	5871	5971	15177	19818	20154	22233	22610	*	*			
28.0	None	*	*	*	*	*	*	*	*	*	*	*	*	*	*	*	*	*	
	Shaft Fan	1369	1392	1354	1377	1692	1721	900	912	3500	4537	4613	3935	4001	*	*			
	Electric Fan	1024	1041	1004	1021	923	939	*	*	2418	3103	3156	2620	2664	*	*			
	DuraPlate	3534	3594	3575	3636	4696	4776	5721	5818	14898	19513	19844	20046	20386	*	*			
31.5	None	*	*	*	*	*	*	*	*	*	*	*	*	*	*	*	*	*	
	Shaft Fan	1328	1351	1361	1384	1648	1676	1650	1678	3365	4409	4484	3831	3896	*	*			
	Electric Fan	1000	1008	1015	1032	900	912	887	902	2333	3024	3075	2563	2606	*	*			
	DuraPlate	3454	3513	3535	3595	4603	4681	4655	4734	14257	18914	19235	19393	19722	*	*			
35.5	None	*	*	*	*	*	*	*	*	*	*	*	*	*	*	*	*	*	
	Shaft Fan	1252	1273	1322	1344	1688	1716	1611	1638	3278	4224	4295	3727	3790	*	*			
	Electric Fan	942	958	984	1001	968	984	865	880	2275	2901	2951	2500	2535	*	*			
	DuraPlate	3205	3259	3456	3515	4481	4557	4565	4642	13871	18137	18445	18920	19240	*	*			

\* Basic thermal ratings listed are based on an ambient temperature of 68°F(20°C) at sea level. Application-adjusted thermal ratings must be calculated using the application-adjusted thermal factors on page 8 before comparing to the required load. For cooling beyond the range of values listed, contact the Factory.

† Actual sump temperatures will vary based upon exact ambient conditions and load profile.

\* Contact Factory.

Basic Thermal Ratings\* — Hp/Triple Reduction Maximum 200°F Sump Temperature†

HSS rpm	Nom. Ratio	Auxiliary Cooling	DRIVE SIZE																
			193	197	203	207	213	217	223	227	237	243	247	253	257	263	267	273	277
1750	40.0	None	*	*	*	*	*	*	*	*	563	754	766	877	900	*	*	*	*
		Shaft Fan	1250	1259	1233	1254	1623	1650	1661	1689	3259	4216	4287	4804	4885	*	*	*	*
		Electric Fan	934	950	925	940	928	944	945	961	2328	3018	3069	3500	3521	*	*	*	*
		DuraPlate	3140	3193	3185	3239	4336	4410	4456	4531	10581	13255	13479	15813	16081	*	*	*	*
	45.0	None	*	*	*	*	*	*	*	*	542	733	745	848	862	*	*	*	*
		Shaft Fan	1199	1220	1235	1256	1574	1601	1597	1624	3122	4082	4151	4620	4698	*	*	*	*
		Electric Fan	903	918	930	946	900	911	907	923	2231	2922	3000	3329	3385	*	*	*	*
		DuraPlate	3069	3121	3144	3197	4243	4315	4310	4383	10126	12862	13080	15255	15513	*	*	*	*
	50.0	None	*	*	*	*	*	*	*	*	528	700	711	820	834	*	*	*	*
		Shaft Fan	1212	1233	1198	1218	1648	1676	1551	1577	3035	3899	4000	4476	4552	*	*	*	*
		Electric Fan	910	925	900	915	949	965	877	900	2169	2787	2834	3221	3276	*	*	*	*
		DuraPlate	3179	3233	3074	3126	4498	4574	4218	4289	9851	12349	12558	14858	15110	*	*	*	*
	56.0	None	*	*	*	*	*	*	*	*	623	779	800	953	969	*	*	*	*
		Shaft Fan	1194	1214	1194	1214	1626	1653	1624	1651	3101	3897	4000	4521	4598	*	*	*	*
		Electric Fan	900	914	900	909	938	953	930	946	2259	2823	2871	3311	3367	*	*	*	*
		DuraPlate	3095	3147	3159	3212	4439	4514	4471	4547	9631	12006	12209	14431	14676	*	*	*	*
	63.0	None	115	117	*	*	*	*	*	*	592	749	762	908	924	*	*	*	*
		Shaft Fan	1154	1173	1192	1212	1571	1597	1602	1629	2960	3764	3828	4331	4405	*	*	*	*
		Electric Fan	867	881	900	912	902	917	919	935	2154	2724	2770	3167	3221	*	*	*	*
		DuraPlate	3017	3068	3101	3154	4327	4400	4413	4488	9202	11640	11837	13898	14134	*	*	*	*
71.0	None	266	271	*	*	327	332	*	*	572	708	720	871	886	*	*	*	*	
	Shaft Fan	1051	1069	1155	1175	1665	1693	1579	1605	2872	3585	3646	4186	4257	*	*	*	*	
	Electric Fan	846	860	867	882	1164	1183	913	929	2089	2589	2633	3055	3107	*	*	*	*	
	DuraPlate	2500	2528	3026	3077	3801	3865	4331	4404	8944	11164	11354	13523	13753	*	*	*	*	
80.0	None	256	260	265	269	314	319	320	325	440	679	690	804	818	945	961	1129	1148	
	Shaft Fan	1023	1040	1050	1068	1621	1648	1648	1676	2278	3254	3309	3546	3606	3546	3606	4257	4329	
	Electric Fan	822	836	845	859	1129	1148	1149	1168	1635	2368	2408	2618	2662	3000	3029	3599	3633	
	DuraPlate	2436	2500	2500	2531	3728	3791	3784	3848	7035	9346	9504	10495	10672	9234	9391	15775	16042	
90.0	None	175	178	255	259	322	328	307	312	427	642	653	773	786	915	931	1094	1113	
	Shaft Fan	947	963	1023	1040	1690	1718	1605	1632	2218	3107	3159	3438	3500	3459	3518	4147	4218	
	Electric Fan	737	750	821	835	1167	1186	1115	1134	1591	2256	2294	2534	2577	2902	2951	3478	3537	
	DuraPlate	2466	2508	2440	2500	4016	4084	3711	3774	6857	8988	9140	10243	10416	9051	9205	15454	15716	
100	None	176	179	171	174	140	142	315	321	411	617	628	784	800	934	950	1140	1159	
	Shaft Fan	935	951	934	950	1434	1458	1671	1699	2178	3008	3059	3379	3436	3615	3676	4312	4385	
	Electric Fan	730	742	726	738	921	937	1151	1170	1564	2184	2221	2502	2545	3015	3066	3605	3666	
	DuraPlate	2413	2453	2451	2500	3745	3808	4000	4065	6667	8681	8828	9935	10103	9873	10040	16810	17095	
112	None	168	171	175	178	133	135	136	138	392	593	603	746	759	900	907	1103	1112	
	Shaft Fan	907	922	934	950	1389	1412	1416	1440	2086	2907	2956	3246	3301	3500	3533	4181	4221	
	Electric Fan	706	718	729	741	889	904	907	922	1500	2107	2143	2399	2440	2895	2944	3468	3527	
	DuraPlate	2358	2398	2416	2457	3658	3720	3725	3789	6391	8429	8572	9603	9766	9519	9680	16204	16479	
125	None			167	170			130	132	379	559	568	716	728	860	875	1055	1073	
	Shaft Fan			906	922			1372	1395	2027	2770	2817	3143	3196	3374	3431	4027	4096	
	Electric Fan			706	718			875	900	1453	2003	2037	2318	2357	2809	2856	3363	3420	
	DuraPlate			2362	2402			3638	3700	6223	8098	8235	9363	9522	9283	9440	15793	16061	

★ Basic thermal ratings listed are based on an ambient temperature of 68°F(20°C) at sea level. Application-adjusted thermal ratings must be calculated using the application-adjusted thermal factors on page 8 before comparing to the required load. For cooling beyond the range of values listed, contact the Factory.

† Actual sump temperatures will vary based upon exact ambient conditions and load profile.

\* Contact Factory.

Basic Thermal Ratings\* — Hp/Triple Reduction Maximum 200°F Sump Temperature†

HSS rpm	Nom. Ratio	Auxiliary Cooling	DRIVE SIZE														
			107	117	127	133	137	143	147	153	157	163	167	173	177	187	
1430	12.5	None												253	257		
		Shaft Fan													918	933	
		Electric Fan													862	876	
		DuraPlate													2387	2427	
	14.0	None	82	119	135	141	144	157	159	198	201	216	220	263	267	*	
		Shaft Fan	146	230	295	278	282	350	355	500	509	574	583	932	948	881	
		Electric Fan	134	215	250	295	300	331	337	482	490	622	633	876	900	825	
		DuraPlate	259	364	511	581	591	873	888	1403	1427	1560	1586	2392	2432	2352	
	16.0	None	80	114	136	142	144	156	158	196	200	215	219	270	275	*	
		Shaft Fan	142	222	295	277	282	346	352	491	500	569	578	910	925	866	
		Electric Fan	130	207	250	294	300	328	333	474	482	617	627	856	870	811	
		DuraPlate	252	351	508	578	588	863	878	1370	1393	1545	1571	2314	2353	2306	
	18.0	None	81	116	133	139	141	150	153	192	195	228	232	257	262	*	
		Shaft Fan	144	222	288	271	276	333	338	480	488	590	600	870	885	876	
		Electric Fan	132	208	242	287	292	315	321	463	471	639	650	818	832	821	
		DuraPlate	253	350	500	563	573	829	843	1334	1357	1572	1599	2250	2265	2302	
	20.0	None	74	104	121	130	132	146	150	179	182	208	212	264	268	244	
		Shaft Fan	133	203	265	255	260	322	327	450	455	529	538	880	900	850	
		Electric Fan	122	190	222	271	276	305	310	432	439	573	583	828	842	800	
		DuraPlate	236	322	462	535	545	803	817	1250	1270	1416	1440	2250	2265	2213	
22.4	None	72	100	121	130	132	144	147	176	179	206	209	300	305	239		
	Shaft Fan	129	196	265	255	259	318	323	438	445	523	532	861	875	830		
	Electric Fan	118	183	222	270	275	302	307	422	429	567	576	814	828	779		
	DuraPlate	230	311	460	532	541	800	806	1217	1250	1402	1426	2188	2225	2162		
25.0	None	73	101	118	127	129	138	140	172	174	216	219	284	289	243		
	Shaft Fan	130	196	258	250	252	304	309	426	434	540	549	823	837	833		
	Electric Fan	119	184	216	263	268	289	293	411	418	584	600	778	791	783		
	DuraPlate	231	309	450	517	526	759	772	1184	1204	1425	1449	2105	2141	2152		
28.0	None	61	89	100	114	116	137	140	169	172	202	206	290	295	296		
	Shaft Fan	111	175	218	221	225	291	296	400	403	477	485	830	844	857		
	Electric Fan	101	164	183	234	238	277	281	383	389	514	522	785	800	810		
	DuraPlate	192	269	378	458	466	589	600	1148	1167	1046	1064	2105	2140	2191		
31.5	None	59	86	100	114	116	136	138	165	168	200	203	283	288	288		
	Shaft Fan	108	168	218	220	224	287	292	387	394	471	479	801	814	835		
	Electric Fan	98	157	183	234	238	273	278	374	380	507	516	758	770	789		
	DuraPlate	187	260	376	456	463	581	591	1119	1138	1034	1052	2022	2056	2140		
35.5	None	60	87	98	111	113	129	132	161	164	208	211	267	272	290		
	Shaft Fan	109	169	212	215	218	275	280	377	384	485	493	763	776	836		
	Electric Fan	100	158	178	228	231	557	566	365	371	522	531	722	734	790		
	DuraPlate	188	259	367	444	451	557	566	1088	1107	1054	1072	1942	1975	2127		
40.0	None	56	81	92	100	101	112	114	159	162	187	191	272	277	280		
	Shaft Fan	102	158	201	196	200	250	253	370	376	439	450	770	783	800		
	Electric Fan	93	148	168	209	212	236	240	357	364	473	481	728	741	754		
	DuraPlate	177	244	350	413	420	516	525	1061	1079	959	975	1942	1975	2025		
45.0	None	54	77	92	100	101	111	113	155	158	185	188	270	275	271		
	Shaft Fan	100	152	200	196	200	246	250	361	367	433	440	751	764	775		
	Electric Fan	90	142	168	208	212	233	237	350	354	467	475	711	723	732		
	DuraPlate	172	235	350	410	417	510	519	1032	1050	948	964	1875	1906	1973		
50.0	None	55	78	90	97	99	106	108	151	153	193	196	254	258	273		
	Shaft Fan	100	152	195	191	194	235	239	350	356	450	454	714	726	775		
	Electric Fan	92	143	164	202	206	222	226	338	344	481	489	675	687	733		
	DuraPlate	173	234	337	400	406	488	500	1000	1017	967	984	1797	1827	1961		
56.0	None	54	77	89	94	95	107	109	133	136	140	142	259	263	267		
	Shaft Fan	98	154	192	184	187	234	238	326	332	372	378	720	733	747		
	Electric Fan	90	143	161	195	200	222	226	315	320	403	410	682	700	707		
	DuraPlate	171	241	331	381	387	482	490	937	953	839	853	1798	1828	1876		

\* Basic thermal ratings listed are based on an ambient temperature of 68°F(20°C) at sea level. Application-adjusted thermal ratings must be calculated using the application-adjusted thermal factors on page 8 before comparing to the required load. For cooling beyond the range of values listed, contact the Factory.

† Actual sump temperatures will vary based upon exact ambient conditions and load profile.

\* Contact Factory.

## Basic Thermal Ratings\* — Hp/Triple Reduction Maximum 200°F Sump Temperature†

HSS rpm	Nom. Ratio	Auxiliary Cooling	DRIVE SIZE													
			107	117	127	133	137	143	147	153	157	163	167	173	177	187
1430	63.0	None	52	74	88	94	96	106	107	130	132	138	140	220	223	258
		Shaft Fan	95	148	188	182	185	231	235	318	323	367	373	600	607	725
		Electric Fan	87	138	159	193	196	220	223	307	312	400	404	565	575	686
		DuraPlate	166	232	319	372	378	476	484	913	929	830	844	1091	1110	1826
	71.0	None	53	75	85	91	93	100	102	126	128	145	147	223	227	259
		Shaft Fan	96	148	183	177	180	220	224	309	314	379	386	603	613	725
		Electric Fan	88	138	154	188	191	209	212	300	303	411	418	571	581	686
		DuraPlate	167	231	310	362	368	453	461	887	902	848	862	1096	1115	1816
	80.0	None	47	60	77	79	81	94	96	123	125	148	150	219	223	223
		Shaft Fan	84	118	165	153	155	200	203	282	287	341	350	587	600	606
		Electric Fan	77	110	138	162	165	190	193	273	277	367	373	556	565	574
		DuraPlate	123	158	208	235	239	313	318	555	565	683	700	1062	1080	1108
	90.0	None	47	61	75	77	79	90	91	120	122	154	157	206	210	224
		Shaft Fan	85	118	161	150	151	191	194	274	279	352	358	557	567	607
		Electric Fan	78	110	135	158	160	181	184	265	270	379	385	528	537	575
		DuraPlate	125	158	203	228	232	300	304	540	549	700	710	1014	1032	1106
	100	None	46	60	73	75	76	90	92	120	122	148	151	210	213	216
		Shaft Fan	83	120	157	143	146	190	193	273	278	337	343	563	572	583
		Electric Fan	76	112	132	152	155	181	184	264	269	362	369	533	543	552
		DuraPlate	122	162	200	220	224	296	301	536	545	660	671	1019	1037	1059
	112	None	44	58	73	75	76	89	91	117	119	146	148	210	213	209
		Shaft Fan	80	115	155	143	145	188	191	266	271	332	337	563	572	566
		Electric Fan	74	108	131	151	154	178	181	257	262	357	363	533	543	536
		DuraPlate	118	157	195	219	223	293	300	522	531	652	663	1019	1037	1030
	125	None	45	59	71	73	74	85	86	114	115	153	155			211
		Shaft Fan	82	116	151	139	141	179	182	259	263	344	350			566
		Electric Fan	75	108	127	147	150	170	173	250	254	369	376			537
		DuraPlate	120	156	190	213	217	279	284	507	515	668	679			1028

★ Basic thermal ratings listed are based on an ambient temperature of 68°F(20°C) at sea level. Application-adjusted thermal ratings must be calculated using the application-adjusted thermal factors on page 8 before comparing to the required load. For cooling beyond the range of values listed, contact the Factory.

† Actual sump temperatures will vary based upon exact ambient conditions and load profile.

\* Contact Factory.

Basic Thermal Ratings\* — Hp/Triple Reduction Maximum 200°F Sump Temperature†

HSS rpm	Nom. Ratio	Auxiliary Cooling	DRIVE SIZE																
			193	197	203	207	213	217	223	227	237	243	247	253	257	263	267	273	277
1430	8.00	None	*	*			*	*											
		Shaft Fan	878	900			*	*											
		Electric Fan	683	700			*	*											
		DuraPlate	6303	6410			6424	6533											
	9.00	None	*	*	*	*	*	*	*	*									
		Shaft Fan	981	1000	648	659	*	*	*	*									
		Electric Fan	786	800	460	468	*	*	*	*									
		DuraPlate	6238	6343	6092	6195	6615	6727	5663	5759									
	10.0	None	*	*	*	*	*	*	*	*									
		Shaft Fan	988	1005	800	811	*	*	*	*									
		Electric Fan	800	813	604	614	*	*	*	*									
		DuraPlate	6121	6225	6105	6208	6627	6739	6061	6163									
	11.2	None	*	*	*	*	*	*	*	*									
		Shaft Fan	1095	1113	833	847	*	*	*	*									
		Electric Fan	913	929	643	654	*	*	*	*									
		DuraPlate	5931	6032	6009	6111	7061	7180	6160	6265									
	12.5	None	*	*	*	*	*	*	*	*									
		Shaft Fan	1281	1303	1001	1018	1101	1119	*	*									
		Electric Fan	1118	1137	817	831	564	573	*	*									
		DuraPlate	4630	4708	5873	5973	5992	6094	6743	6858									
14.0	None	*	*	*	*	*	*	*	*	*	*	*	*	*	*	*	*	*	
	Shaft Fan	1290	1312	1221	1250	1143	1162	916	932	*	*	*	5697	5793	*	*			
	Electric Fan	1130	1150	1059	1077	620	631	404	411	*	*	*	2612	2657	*	*			
	DuraPlate	4545	4622	4573	4651	5876	5976	5808	5906	13090	9434	9594	25739	26175	*	*			
16.0	None	*	*	*	*	*	*	*	*	*	*	*	*	*	*	*	*	*	
	Shaft Fan	1254	1275	1255	1276	1140	1159	1006	1023	*	*	*	5065	5150	*	*			
	Electric Fan	1099	1118	1095	1114	631	641	501	509	*	*	*	2103	2138	*	*			
	DuraPlate	4442	4518	4528	4605	5779	5877	5738	5835	10046	6936	7054	19275	19601	*	*			
18.0	None	*	*	*	*	*	*	*	*	*	*	*	*	*	*	*	*	*	
	Shaft Fan	1250	1267	1225	1250	1333	1356	1024	1042	*	*	*	5108	5195	*	*			
	Electric Fan	1100	1119	1070	1088	838	852	530	539	*	*	*	2256	2294	*	*			
	DuraPlate	4229	4301	4430	4505	5633	5728	5658	5754	9698	6938	7056	18728	19046	*	*			
20.0	None	*	*	*	*	*	*	*	*	*	*	*	*	*	*	*	*	*	
	Shaft Fan	1250	1260	1213	1233	1304	1326	1260	1282	*	*	*	5077	5163	*	*			
	Electric Fan	1097	1116	1068	1086	827	841	771	784	*	*	*	2309	2348	*	*			
	DuraPlate	4140	4210	4197	4268	5469	5561	5563	5657	9468	6834	6950	18307	18617	*	*			
22.4	None	*	*	*	*	*	*	*	*	*	*	*	*	*	*	*	*	*	
	Shaft Fan	1200	1220	1226	1250	1271	1292	1250	1267	1178	*	*	5700	5797	4800	4881	*	*	
	Electric Fan	1061	1079	1084	1102	807	820	775	788	*	*	*	3257	3312	3054	3106	*	*	
	DuraPlate	4043	4112	4140	4210	5358	5449	5409	5501	11301	12496	12707	20484	20831	23486	23885	*	*	
25.0	None	*	*	*	*	*	*	*	*	*	*	*	*	*	*	*	*	*	
	Shaft Fan	1267	1288	1189	1210	1349	1371	1221	1250	1171	*	*	5576	5671	4763	4843	*	*	
	Electric Fan	1145	1165	1050	1068	905	920	762	775	*	*	*	3202	3256	3059	3111	*	*	
	DuraPlate	3029	3081	4045	4113	5127	5214	5305	5394	11015	12019	12223	19999	20338	23060	23451	*	*	
28.0	None	239	243	*	*	*	*	*	*	*	*	*	*	*	*	*	*	*	
	Shaft Fan	1254	1276	1250	1266	1685	1713	1312	1334	1547	*	*	4860	4942	5192	5280	*	*	
	Electric Fan	1136	1155	1125	1144	1279	1300	873	888	1047	*	*	2893	2942	3640	3702	*	*	
	DuraPlate	3000	3024	3006	3057	4047	4115	5089	5176	10918	11977	12180	17602	17901	21642	22009	*	*	
31.5	None	228	232	*	*	*	*	*	*	*	*	*	*	*	*	*	*	*	
	Shaft Fan	1215	1236	1250	1271	1638	1665	1653	1681	1500	*	*	4701	4780	5049	5135	*	*	
	Electric Fan	1099	1118	1131	1150	1250	1262	1250	1271	1018	*	*	2804	2852	3548	3608	*	*	
	DuraPlate	2903	2952	3000	3026	4000	4027	4014	4082	10450	11602	11799	17007	17296	21011	21367	*	*	
35.5	None	224	228	*	*	*	*	*	*	*	*	*	*	*	*	*	*	*	
	Shaft Fan	1133	1153	1212	1233	1630	1658	1609	1637	1459	*	*	4563	4640	4938	5022	*	*	
	Electric Fan	1027	1044	1096	1114	1251	1272	1214	1235	1000	*	*	2718	2765	3500	3529	*	*	
	DuraPlate	2684	2730	2905	2954	3829	3894	3930	4000	10165	11105	11293	16576	16857	20594	20943	*	*	

\* Basic thermal ratings listed are based on an ambient temperature of 68°F(20°C) at sea level. Application-adjusted thermal ratings must be calculated using the application-adjusted thermal factors on page 8 before comparing to the required load. For cooling beyond the range of values listed, contact the Factory.

† Actual sump temperatures will vary based upon exact ambient conditions and load profile.

\* Contact Factory.

Basic Thermal Ratings\* — Hp/Triple Reduction Maximum 200°F Sump Temperature†

HSS rpm	Nom. Ratio	Auxiliary Cooling	DRIVE SIZE																
			193	197	203	207	213	217	223	227	237	243	247	253	257	263	267	273	277
1430	40.0	None	*	*	*	*	*	*	*	*	*	*	*	1027	1044	837	851	*	*
		Shaft Fan	1120	1139	1117	1136	1565	1592	1608	1636	2250	2949	3000	5465	5558	4678	4757	*	*
		Electric Fan	1016	1033	1011	1028	1199	1220	1231	1252	1798	2380	2420	3500	3552	3379	3436	*	*
		DuraPlate	2632	2677	2665	2710	3700	3763	3807	3871	8168	10178	10350	14161	14401	15100	15356	*	*
	45.0	None	*	*	*	*	*	*	*	*	*	*	*	984	1001	813	827	*	*
		Shaft Fan	1085	1103	1118	1137	1517	1543	1543	1569	2153	2852	2901	5249	5338	4529	4605	*	*
		Electric Fan	983	1000	1014	1031	1160	1179	1179	1199	1722	2301	2340	3350	3407	3269	3324	*	*
		DuraPlate	2569	2613	2635	2680	3616	3677	3676	3739	7814	9868	10035	13648	13880	14658	14907	*	*
	50.0	None	*	*	*	*	*	*	*	*	*	*	*	947	963	791	804	*	*
		Shaft Fan	1089	1107	1084	1102	1575	1601	1500	1522	2091	2718	2764	5083	5169	4419	4494	*	*
		Electric Fan	985	1001	981	1000	1203	1223	1141	1160	1672	2191	2250	3237	3292	3186	3240	*	*
		DuraPlate	2649	2694	2573	2616	3819	3884	3593	3654	7599	9459	9620	13283	13508	14363	14607	*	*
	56.0	None	*	*	*	*	*	*	*	*	295	412	419	1016	1033	870	885	*	*
		Shaft Fan	1073	1091	1072	1090	1550	1576	1552	1579	2181	2756	2802	5027	5112	4684	4763	*	*
		Electric Fan	971	988	969	985	1184	1204	1183	1203	1770	2250	2282	3250	3305	3362	3419	*	*
		DuraPlate	2582	2626	2629	2674	3765	3829	3794	3859	7479	9236	9393	12857	13075	15875	16144	*	*
	63.0	None	207	211	*	*	*	*	*	*	280	400	403	966	983	832	847	*	*
		Shaft Fan	1036	1053	1072	1090	1500	1522	1528	1554	2079	2658	2703	4816	4898	4498	4574	*	*
		Electric Fan	937	952	970	986	1140	1160	1164	1184	1687	2163	2200	3106	3159	3226	3281	*	*
		DuraPlate	2514	2556	2587	2631	3665	3727	3740	3804	7142	8946	9098	12374	12584	15267	15526	*	*
71.0	None	226	230	*	*	360	366	*	*	271	374	381	926	942	803	817	*	*	
	Shaft Fan	843	857	824	838	1415	1439	1500	1518	2015	2525	2568	4656	4735	4366	4440	*	*	
	Electric Fan	771	784	725	737	1151	1170	1138	1158	1634	2053	2088	3000	3046	3128	3181	*	*	
	DuraPlate	2000	2032	2323	2362	3113	3165	3657	3719	6939	8567	8712	12032	12236	14874	15126	*	*	
80.0	None	217	221	225	229	346	352	353	359	480	739	752	828	842	759	772	830	844	
	Shaft Fan	818	832	842	856	1375	1399	1399	1423	1924	2771	2818	3912	4000	3624	3685	4255	4327	
	Electric Fan	748	761	770	783	1116	1135	1136	1156	1612	2344	2384	2546	2589	2662	2708	3102	3154	
	DuraPlate	1955	2000	2000	2034	3048	3100	3096	3148	5710	7620	7749	9412	9571	8112	8249	13422	13649	
90.0	None	214	217	216	220	245	250	339	345	466	700	710	800	809	734	746	803	816	
	Shaft Fan	823	837	818	832	1302	1324	1361	1384	1872	2641	2686	3795	3860	3535	3595	4145	4216	
	Electric Fan	751	763	748	760	1027	1044	1103	1122	1568	2250	2270	2463	2505	2592	2636	3017	3068	
	DuraPlate	2034	2068	2001	2035	3147	3200	3032	3083	5563	7317	7441	9179	9335	7947	8082	13141	13364	
100	None	214	217	209	212	241	245	240	244	271	320	325	800	810	755	768	848	862	
	Shaft Fan	814	828	812	826	1280	1302	1285	1307	1619	2111	2147	3713	3776	3720	3783	4330	4404	
	Electric Fan	743	755	740	752	1009	1026	1012	1029	1322	1720	1750	2423	2464	2700	2745	3135	3188	
	DuraPlate	2000	2026	2019	2053	3103	3156	3127	3180	5217	6637	6749	8811	8960	8670	8817	14284	14526	
112	None	204	208	213	216	230	234	235	239	259	307	312	758	771	721	733	812	826	
	Shaft Fan	788	801	813	827	1250	1260	1264	1285	1549	2037	2072	3568	3629	3574	3635	4167	4238	
	Electric Fan	719	731	742	754	974	1000	1000	1011	1264	1658	1686	2322	2361	2590	2634	3014	3065	
	DuraPlate	1944	1977	2000	2028	3027	3078	3084	3136	4998	6437	6546	8511	8655	8354	8496	13763	13996	
125	None			204	207			225	228	250	288	293	727	739	700	706	793	800	
	Shaft Fan			788	801			1223	1250	1504	1936	1969	3457	3515	3500	3530	4077	4111	
	Electric Fan			718	730			960	977	1227	1573	1600	2250	2281	2511	2554	2950	3000	
	DuraPlate			1947	2000			3008	3059	4865	6172	6277	8292	8433	8142	8280	13406	13634	

★ Basic thermal ratings listed are based on an ambient temperature of 68°F(20°C) at sea level. Application-adjusted thermal ratings must be calculated using the application-adjusted thermal factors on page 8 before comparing to the required load. For cooling beyond the range of values listed, contact the Factory.

† Actual sump temperatures will vary based upon exact ambient conditions and load profile.

\* Contact Factory.

Basic Thermal Ratings\* — Hp/Triple Reduction Maximum 200°F Sump Temperature†

HSS rpm	Nom. Ratio	Auxiliary Cooling	DRIVE SIZE													
			107	117	127	133	137	143	147	153	157	163	167	173	177	187
1170	12.5	None												350	352	
		Shaft Fan												860	874	
		Electric Fan												964	980	
		DuraPlate												2000	2030	
	14.0	None	78	113	131	138	140	160	162	212	215	252	256	331	337	312
		Shaft Fan	119	188	240	229	233	292	300	425	432	507	515	824	837	800
		Electric Fan	128	204	236	283	287	325	330	483	491	642	653	924	940	900
		DuraPlate	204	287	401	453	461	680	691	1092	1110	1250	1258	1921	1953	1892
	16.0	None	76	109	131	138	140	158	161	208	211	250	254	339	345	306
		Shaft Fan	116	181	240	229	233	289	294	416	423	501	510	834	848	779
		Electric Fan	125	197	236	282	287	321	326	472	480	636	646	934	950	876
		DuraPlate	200	276	400	451	459	671	683	1065	1083	1224	1250	1925	1958	1850
	18.0	None	74	110	128	135	137	151	154	203	207	261	266	328	334	312
		Shaft Fan	114	181	234	223	227	277	281	406	413	519	528	800	812	784
		Electric Fan	122	197	230	275	280	308	313	461	468	655	666	900	909	881
		DuraPlate	200	276	389	439	450	644	655	1036	1054	1250	1269	1845	1876	1845
	20.0	None	67	97	115	125	128	145	148	186	189	228	232	311	317	300
		Shaft Fan	105	162	214	209	212	266	270	374	380	455	463	761	774	744
		Electric Fan	112	177	211	258	262	295	300	425	432	577	586	853	868	835
		DuraPlate	182	250	360	415	422	620	631	962	978	1108	1127	1769	1799	1754
22.4	None	65	93	116	125	128	144	146	182	185	225	229	317	323	292	
	Shaft Fan	102	156	214	208	212	262	267	365	371	450	457	769	782	724	
	Electric Fan	109	170	210	257	261	292	297	415	422	569	579	861	876	814	
	DuraPlate	177	240	358	412	419	612	623	938	953	1096	1114	1773	1803	1711	
25.0	None	69	94	113	122	125	137	139	177	180	235	239	315	321	295	
	Shaft Fan	106	157	208	203	206	251	255	355	361	464	472	723	735	727	
	Electric Fan	113	171	205	250	254	279	283	404	411	586	600	806	819	816	
	DuraPlate	178	240	350	401	408	585	600	912	927	1118	1136	1715	1750	1704	
28.0	None	58	85	96	106	108	127	129	166	168	206	210	300	304	312	
	Shaft Fan	90	142	177	177	180	231	235	324	330	400	406	689	701	719	
	Electric Fan	96	155	174	218	222	257	261	367	374	502	510	768	781	802	
	DuraPlate	150	212	295	351	357	450	457	880	900	816	830	1646	1674	1716	
31.5	None	56	82	96	106	108	125	127	162	165	203	207	304	309	303	
	Shaft Fan	87	137	177	176	179	228	232	316	322	394	400	700	707	700	
	Electric Fan	93	150	174	218	221	254	258	358	365	500	504	775	788	780	
	DuraPlate	145	204	294	350	355	444	451	858	872	806	820	1649	1677	1673	
35.5	None	57	83	94	103	105	119	121	158	160	212	215	293	300	305	
	Shaft Fan	88	137	172	172	175	218	222	308	313	407	414	667	679	700	
	Electric Fan	95	150	170	212	216	243	247	350	355	510	519	744	756	781	
	DuraPlate	147	205	286	340	346	425	432	834	849	825	839	1579	1606	1665	
40.0	None	53	77	88	97	98	112	114	144	147	164	167	276	281	289	
	Shaft Fan	83	128	162	161	164	206	209	290	295	336	341	634	645	663	
	Electric Fan	89	140	160	200	202	229	233	329	335	428	436	707	719	739	
	DuraPlate	138	192	271	320	325	402	409	800	813	713	725	1512	1538	1578	
45.0	None	51	73	88	96	98	111	113	141	143	161	164	281	285	280	
	Shaft Fan	80	123	162	161	163	203	206	282	287	331	337	640	651	644	
	Electric Fan	86	134	160	200	201	226	230	321	326	423	430	714	726	718	
	DuraPlate	134	184	270	318	323	402	409	778	791	704	716	1515	1541	1536	
50.0	None	52	74	86	94	96	105	107	137	139	168	171	241	245	282	
	Shaft Fan	81	125	158	156	159	194	197	274	279	343	350	583	593	645	
	Electric Fan	87	135	156	193	196	215	219	312	317	436	444	653	664	718	
	DuraPlate	135	184	263	309	314	379	385	754	767	722	734	1418	1442	1529	
56.0	None	51	73	85	90	92	106	108	138	140	163	166	226	230	237	
	Shaft Fan	79	125	155	150	153	193	197	272	277	328	333	552	561	578	
	Electric Fan	85	136	153	185	189	215	218	308	314	414	421	619	629	647	
	DuraPlate	133	188	258	295	300	375	381	727	739	672	684	1354	1377	1415	

\* Basic thermal ratings listed are based on an ambient temperature of 68°F(20°C) at sea level. Application-adjusted thermal ratings must be calculated using the application-adjusted thermal factors on page 8 before comparing to the required load. For cooling beyond the range of values listed, contact the Factory.

† Actual sump temperatures will vary based upon exact ambient conditions and load profile.

\* Contact Factory.

## Basic Thermal Ratings\* — Hp/Triple Reduction Maximum 200°F Sump Temperature†

HSS rpm	Nom. Ratio	Auxiliary Cooling	DRIVE SIZE													
			107	117	127	133	137	143	147	153	157	163	167	173	177	187
1170	63.0	None	49	70	84	90	92	105	106	134	136	161	163	230	234	229
		Shaft Fan	77	119	152	150	151	191	194	265	270	323	328	558	568	560
		Electric Fan	82	131	150	183	186	212	216	300	305	408	415	625	636	627
		DuraPlate	128	182	250	289	294	370	377	708	720	664	675	1359	1382	1376
	71.0	None	50	71	81	88	89	100	101	130	132	168	171	217	221	230
		Shaft Fan	78	120	148	145	147	181	184	257	262	335	340	488	500	561
		Electric Fan	83	131	146	178	181	202	205	292	297	421	429	544	553	628
		DuraPlate	130	181	242	281	286	352	358	687	700	681	692	854	869	1370
	80.0	None	44	56	71	74	76	89	90	117	119	144	147	221	225	220
		Shaft Fan	67	94	131	123	125	160	163	227	231	278	283	494	502	500
		Electric Fan	72	102	129	151	154	178	181	257	262	350	356	550	559	552
		DuraPlate	97	123	163	182	185	243	247	427	434	529	538	859	874	867
	90.0	None	44	57	70	72	74	85	86	114	116	151	153	216	219	222
		Shaft Fan	68	95	128	120	122	153	155	221	225	288	293	480	488	500
		Electric Fan	73	103	126	147	150	170	173	250	254	362	368	534	543	553
		DuraPlate	98	125	159	178	181	232	236	415	422	543	552	833	847	866
	100	None	43	56	68	70	71	85	86	114	116	145	147	203	206	213
		Shaft Fan	67	95	125	115	117	153	155	220	224	276	280	455	462	476
		Electric Fan	71	104	123	142	144	169	172	250	253	346	352	506	515	530
		DuraPlate	96	126	155	171	174	230	234	412	419	514	523	800	806	829
	112	None	41	54	68	70	71	84	85	111	113	142	145	206	210	206
		Shaft Fan	64	92	125	115	117	150	153	214	218	271	276	460	468	461
		Electric Fan	69	100	122	141	144	167	170	242	246	341	350	512	520	514
		DuraPlate	92	122	153	170	173	227	231	401	408	507	516	800	812	805
	125	None	42	55	66	68	69	79	81	108	109	150	151			207
		Shaft Fan	65	92	120	112	114	143	145	208	211	282	287			463
		Electric Fan	70	101	119	138	140	159	162	235	239	353	359			515
		DuraPlate	94	122	150	165	168	216	220	389	400	521	530			804

★ Basic thermal ratings listed are based on an ambient temperature of 68°F(20°C) at sea level. Application-adjusted thermal ratings must be calculated using the application-adjusted thermal factors on page 8 before comparing to the required load. For cooling beyond the range of values listed, contact the Factory.

† Actual sump temperatures will vary based upon exact ambient conditions and load profile.

\* Contact Factory.

Basic Thermal Ratings\* — Hp/Triple Reduction Maximum 200°F Sump Temperature†

HSS rpm	Nom. Ratio	Auxiliary Cooling	DRIVE SIZE																
			193	197	203	207	213	217	223	227	237	243	247	253	257	263	267	273	277
1170	8.00	None	*	*			*	*											
		Shaft Fan	1205	1225			613	623											
		Electric Fan	1354	1377			511	520											
	DuraPlate	5254	5343			6279	6385												
	9.00	None	*	*	*	*	*	*	*	*									
		Shaft Fan	1250	1266	1074	1092	788	801	*	*									
		Electric Fan	1392	1415	1219	1250	685	700	*	*									
	DuraPlate	5173	5261	5132	5219	6265	6371	5909	6009										
	10.0	None	*	*	*	*	*	*	*	*									
		Shaft Fan	1221	1250	1151	1170	840	854	*	*									
		Electric Fan	1363	1386	1294	1316	739	751	*	*									
	DuraPlate	5058	5144	5107	5194	6198	6303	5984	6085										
	11.2	None	*	*	*	*	*	*	*	*									
		Shaft Fan	1250	1257	1141	1160	1059	1077	*	*									
		Electric Fan	1371	1395	1280	1302	959	975	*	*									
	DuraPlate	4861	4943	5003	5088	6368	6476	5958	6059										
	12.5	None	*	*	*	*	*	*	*	*									
		Shaft Fan	1252	1273	1186	1206	1539	1565	900	910									
Electric Fan		1372	1396	1318	1341	1445	1470	800	811										
DuraPlate	3767	3831	4831	4913	5167	5254	6197	6302											
14.0	None	*	*	*	*	*	*	*	*	*	*	*	*	*	*	*	*	*	
	Shaft Fan	1250	1270	1214	1235	1517	1542	1437	1462	1283	*	*	*	*	*	*	*	3579	
	Electric Fan	1367	1390	1334	1356	1427	1451	1345	1367	1269	*	*	*	*	*	*	*	*	
DuraPlate	3696	3759	3728	3791	5034	5120	5065	5150	11364	10735	10917	16197	16471	12789	13006	37066	37694		
16.0	None	*	*	*	*	*	*	*	*	*	*	*	*	*	*	*	*	*	
	Shaft Fan	1210	1230	1232	1253	1500	1509	1438	1463	1686	*	254	1710	1750	*	*	*	4221	
	Electric Fan	1324	1347	1350	1373	1396	1419	1349	1372	1673	*	254	*	*	*	*	*	2413	
DuraPlate	3605	3666	3691	3753	4931	5014	4950	5034	8803	8268	8408	12341	12550	15774	16041	35827	36434		
18.0	None	274	279	*	*	*	*	*	*	*	*	*	*	*	*	*	*	*	
	Shaft Fan	1165	1185	1196	1216	1529	1555	1416	1440	1668	*	*	1779	1809	1675	1704	4377	4451	
	Electric Fan	1273	1295	1311	1333	1446	1471	1329	1352	1655	*	*	*	*	*	*	*	2702	
DuraPlate	3411	3500	3602	3663	4729	4809	4857	4939	8443	8091	8228	11975	12178	15430	15692	34786	35375		
20.0	None	278	283	*	*	*	*	*	*	*	*	*	*	*	*	*	*	*	
	Shaft Fan	1156	1176	1141	1160	1477	1502	1500	1509	1644	*	*	1790	1821	1750	1767	4488	4532	
	Electric Fan	1261	1283	1250	1269	1397	1421	1402	1426	1632	*	*	*	*	*	*	*	2829	
DuraPlate	3340	3397	3384	3441	4576	4654	4684	4764	8216	7810	7942	11680	11878	15166	15424	34063	34641		
22.4	None	266	271	272	276	*	*	*	*	*	*	*	*	*	*	*	*	*	
	Shaft Fan	1117	1136	1149	1169	1433	1457	1438	1463	1756	1298	1320	2311	2350	2251	2289	5337	5428	
	Electric Fan	1220	1250	1255	1276	1355	1378	1359	1382	1750	1299	1321	1174	1194	*	1102	*	4000	
DuraPlate	3257	3312	3342	3399	4474	4550	4535	4612	9360	11206	11396	13627	13858	17059	17348	25597	26031		
25.0	None	329	334	261	266	*	*	*	*	*	*	*	*	*	*	*	*	*	
	Shaft Fan	1089	1108	1112	1131	1432	1456	1399	1422	1717	1264	1286	2265	2303	2250	2275	5298	5358	
	Electric Fan	1179	1199	1215	1235	1358	1381	1321	1344	1706	1265	1286	1163	1183	1099	1117	3874	3939	
DuraPlate	2418	2459	3260	3315	4248	4320	4436	4511	9109	10731	10913	13282	13507	16728	17012	25060	25485		
28.0	None	330	335	319	324	344	350	*	*	*	*	*	*	*	*	*	*	*	
	Shaft Fan	1079	1097	1072	1090	1523	1549	1404	1428	1837	1468	1500	2816	2864	2676	2721	5596	5690	
	Electric Fan	1167	1187	1161	1181	1457	1482	1331	1354	1827	1468	1500	1867	1899	1594	1621	4322	4395	
DuraPlate	2376	2416	2398	2438	3286	3342	4218	4289	8888	10443	10620	12320	12529	15793	16061	23459	23856		
31.5	None	315	321	327	332	330	336	*	*	*	*	*	*	*	*	*	*	*	
	Shaft Fan	1043	1061	1076	1094	1478	1503	1500	1525	1761	1421	1446	2726	2772	2602	2646	5428	5520	
	Electric Fan	1130	1149	1164	1184	1413	1437	1433	1457	1752	1422	1446	1811	1842	1558	1585	4198	4269	
DuraPlate	2315	2354	2377	2418	3210	3265	3260	3315	8497	10100	10271	11897	12099	15318	15578	22711	23095		
35.5	None	296	301	313	318	344	350	*	*	*	*	*	*	*	*	*	*	*	
	Shaft Fan	966	982	1042	1059	1447	1472	1456	1481	1712	1353	1376	2642	2687	2539	2582	5293	5383	
	Electric Fan	1045	1062	1128	1147	1385	1409	1391	1415	1702	1353	1376	1754	1784	1522	1548	4093	4162	
DuraPlate	2134	2171	2317	2356	3089	3142	3185	3239	8259	9648	9811	11582	11778	14999	15253	22200	22577		

\* Basic thermal ratings listed are based on an ambient temperature of 68°F(20°C) at sea level. Application-adjusted thermal ratings must be calculated using the application-adjusted thermal factors on page 8 before comparing to the required load. For cooling beyond the range of values listed, contact the Factory.

† Actual sump temperatures will vary based upon exact ambient conditions and load profile.

\* Contact Factory.

Basic Thermal Ratings\* — Hp/Triple Reduction Maximum 200°F Sump Temperature†

HSS rpm	Nom. Ratio	Auxiliary Cooling	DRIVE SIZE																
			193	197	203	207	213	217	223	227	237	243	247	253	257	263	267	273	277
1170	40.0	None	296	301	288	293	326	332	335	340	482	668	680	700	711	*	*		1129
		Shaft Fan	955	971	951	967	1387	1411	1429	1453	2014	2638	2682	3931	4000	3696	3759	5155	5243
		Electric Fan	1033	1050	1030	1047	1327	1350	1367	1390	2005	2638	2683	2925	3000	2795	2842	4060	4129
		DuraPlate	2096	2131	2117	2153	3000	3031	3069	3122	6477	8067	8204	10533	10712	11751	11950	16634	16916
	45.0	None	283	288	294	300	312	317	318	323	460	644	655	669	680	*	*		1093
		Shaft Fan	923	939	954	970	1343	1366	1368	1391	1924	2546	2589	3769	3832	3572	3632	4983	5068
		Electric Fan	1000	1016	1031	1049	1284	1306	1309	1331	1916	2546	2589	2802	2849	2698	2744	3933	4000
		DuraPlate	2042	2077	2097	2133	2907	2957	2958	3008	6191	7812	7944	10138	10310	11396	11589	16106	16379
	50.0	None	184	187	282	286	326	331	304	310	450	610	620	643	654	*	*		1059
		Shaft Fan	811	825	923	938	1386	1410	1325	1348	1867	2419	2460	3642	3704	3500	3538	4878	4931
		Electric Fan	889	904	1000	1015	1325	1348	1267	1288	1859	2420	2461	2704	2750	2625	2670	3815	3879
		DuraPlate	2000	2023	2044	2079	3059	3111	2886	2935	6017	7474	7601	9851	10018	11155	11344	15738	16005
	56.0	None	184	187	178	181	319	325	317	323	500	642	653	719	731	514	522	1131	1150
		Shaft Fan	801	815	800	811	1362	1385	1367	1390	1917	2409	2450	3648	3710	3680	3743	5053	5139
		Electric Fan	877	900	874	889	1302	1324	1306	1328	1909	2409	2450	2741	2788	2769	2815	3972	4039
		DuraPlate	1944	1977	1970	2004	3012	3063	3035	3087	5925	764	777	9591	9754	12273	12481	16895	17182
	63.0	None	175	178	183	186	304	310	311	317	473	616	627	683	700	491	500	1082	1102
		Shaft Fan	771	785	800	814	1313	1336	1342	1365	1825	2320	2360	3500	3548	3529	3589	4853	4935
		Electric Fan	845	860	876	900	1255	1276	1282	1304	1818	2321	2360	2618	2662	2653	2698	3813	3878
		DuraPlate	1888	1920	1946	2000	2926	3000	3000	3039	5654	7038	7157	9218	9375	11794	11994	16228	16503
71.0	None	246	250	175	178	311	316	303	308	456	580	590	653	664	473	481	1044	1062	
	Shaft Fan	700	711	772	785	1082	1101	1303	1325	1768	2201	2250	3366	3423	3421	3500	4674	4781	
	Electric Fan	753	766	846	860	1039	1057	1250	1266	1760	2202	2250	2521	2564	2569	2612	3691	3754	
	DuraPlate	1575	1602	1892	1924	2362	2402	2911	2960	5489	6728	6842	8949	9100	11480	11674	15776	16044	
80.0	None	236	240	245	250	300	303	305	310	487	750	763	768	781	844	858	967	983	
	Shaft Fan	678	690	700	710	1050	1068	1069	1087	1544	2250	2284	3063	3115	3265	3321	3861	3926	
	Electric Fan	731	743	752	765	1007	1024	1026	1043	1538	2250	2285	2362	2403	2607	2651	3079	3131	
	DuraPlate	1539	1565	1576	1603	2308	2347	2345	2385	4390	5892	5992	7228	7351	6662	6775	10824	11008	
90.0	None	231	235	235	239	306	311	292	300	473	708	720	738	750	815	829	935	950	
	Shaft Fan	680	691	678	689	1091	1110	1037	1055	1502	2137	2173	2967	3017	3183	3237	3758	3822	
	Electric Fan	734	747	730	743	1046	1064	1000	1012	1500	2137	2174	2284	2323	2538	2581	2993	3044	
	DuraPlate	1592	1619	1562	1589	2467	2509	2292	2331	4275	5647	5743	7039	7158	6520	6631	10589	10769	
100	None	231	235	226	229	300	305	300	305	382	509	517	584	600	600	607	562	569	
	Shaft Fan	673	684	669	680	1072	1090	1076	1095	1389	1863	1894	2725	2772	3087	3139	3444	3502	
	Electric Fan	726	738	723	735	1028	1045	1031	1049	1383	1863	1895	2066	2101	2384	2424	2629	2674	
	DuraPlate	1562	1588	1578	1605	2430	2472	2448	2500	4093	5254	5343	6659	6772	6849	6965	11049	11237	
112	None	221	224	230	234	287	292	293	300	364	488	500	555	565	569	578	536	545	
	Shaft Fan	650	661	672	683	1036	1053	1057	1075	1327	1795	1826	2614	2658	2962	3013	3311	3367	
	Electric Fan	702	714	725	737	1000	1009	1013	1030	1322	1796	1826	1978	2011	2285	2324	2526	2569	
	DuraPlate	1521	1547	1563	1590	2365	2405	2411	2452	3919	5089	5176	6422	6531	6592	6704	10640	10821	
125	None			220	224			281	285	352	459	467	532	541	547	556	515	524	
	Shaft Fan			649	660			1022	1039	1288	1704	1750	2527	2570	2873	2922	3208	3263	
	Electric Fan			702	713			979	1000	1283	1704	1750	1908	1940	2213	2251	2458	2500	
	DuraPlate			1523	1548			2347	2387	3812	4871	4954	6246	6352	6418	6526	10355	10531	

★ Basic thermal ratings listed are based on an ambient temperature of 68°F(20°C) at sea level. Application-adjusted thermal ratings must be calculated using the application-adjusted thermal factors on page 8 before comparing to the required load. For cooling beyond the range of values listed, contact the Factory.

† Actual sump temperatures will vary based upon exact ambient conditions and load profile.

\* Contact Factory.

Basic Thermal Ratings\* — Hp/Triple Reduction Maximum 200°F Sump Temperature†

HSS rpm	Nom. Ratio	Auxiliary Cooling	DRIVE SIZE														
			107	117	127	133	137	143	147	153	157	163	167	173	177	187	
970	12.5	None												374	381		
		Shaft Fan													764	777	
		Electric Fan													970	986	
		DuraPlate													1655	1683	
	14.0	None	73	106	125	133	135	156	159	212	215	260	264	356	362	339	
		Shaft Fan	100	157	203	195	200	250	254	366	373	450	454	729	741	706	
		Electric Fan	119	193	226	270	274	313	318	470	478	634	645	927	943	902	
		DuraPlate	172	235	327	369	376	552	561	885	900	1013	1030	1588	1614	1561	
	16.0	None	70	102	126	133	135	154	157	207	211	257	261	363	369	331	
		Shaft Fan	96	151	202	195	200	247	251	358	364	441	450	738	750	689	
		Electric Fan	116	185	226	269	274	309	315	459	467	626	637	936	951	880	
		DuraPlate	167	226	326	368	374	545	554	862	877	1001	1018	1593	1620	1524	
	18.0	None	71	103	122	130	132	148	150	202	205	268	272	344	350	335	
		Shaft Fan	97	152	197	190	193	236	240	350	355	456	464	700	711	692	
		Electric Fan	117	186	220	262	267	296	301	450	455	645	656	887	902	882	
		DuraPlate	168	226	318	358	364	522	530	839	853	1023	1041	1517	1542	1520	
	20.0	None	65	93	108	120	122	141	143	183	186	230	234	326	331	315	
		Shaft Fan	89	137	177	177	180	226	230	319	324	395	401	665	676	649	
		Electric Fan	107	169	198	245	250	283	288	411	418	562	572	845	860	829	
		DuraPlate	156	206	289	336	342	501	509	774	787	900	915	1451	1475	1435	
22.4	None	63	89	108	120	122	139	141	179	182	227	231	331	337	306		
	Shaft Fan	86	132	177	176	179	223	226	311	316	389	400	672	683	632		
	Electric Fan	104	162	197	244	250	279	284	400	407	555	564	853	867	807		
	DuraPlate	151	200	289	335	340	494	502	754	767	889	904	1456	1480	1398		
25.0	None	65	90	105	117	119	133	135	174	177	236	240	314	319	308		
	Shaft Fan	89	133	172	172	175	212	216	303	308	403	410	620	631	633		
	Electric Fan	107	163	192	238	242	267	271	390	400	571	581	783	800	807		
	DuraPlate	152	200	281	325	331	472	480	733	745	909	924	1400	1424	1393		
28.0	None	56	81	92	102	104	124	126	153	155	202	206	300	302	311		
	Shaft Fan	76	120	150	150	153	198	201	266	270	342	350	590	600	616		
	Electric Fan	92	148	166	208	212	250	252	343	350	484	492	746	758	779		
	DuraPlate	128	175	241	285	290	368	374	700	709	665	676	1340	1363	1399		
31.5	None	54	78	92	102	104	122	125	150	152	200	203	302	307	301		
	Shaft Fan	74	115	150	150	152	195	200	260	264	337	343	600	606	600		
	Electric Fan	89	142	166	208	211	244	250	335	340	477	485	752	765	757		
	DuraPlate	125	168	240	284	289	363	369	679	691	656	667	1345	1367	1362		
35.5	None	55	79	90	100	101	116	118	145	148	208	211	266	271	303		
	Shaft Fan	75	116	145	146	150	186	189	253	257	350	355	545	554	600		
	Electric Fan	90	142	162	202	206	233	237	326	331	492	500	700	704	757		
	DuraPlate	126	168	234	277	281	350	353	661	672	673	684	1257	1278	1357		
40.0	None	51	73	84	92	94	109	111	143	145	170	173	251	255	263		
	Shaft Fan	70	108	136	136	139	175	178	250	252	296	301	516	525	540		
	Electric Fan	84	133	152	189	192	220	223	319	324	424	431	658	669	688		
	DuraPlate	118	158	221	259	264	327	333	644	655	588	600	1200	1220	1254		
45.0	None	49	70	84	92	94	107	109	139	141	167	170	255	260	254		
	Shaft Fan	67	104	136	136	138	173	175	241	245	291	296	522	531	523		
	Electric Fan	82	127	152	189	192	217	220	310	316	418	425	664	675	667		
	DuraPlate	114	151	220	258	262	308	313	627	638	580	590	1205	1225	1219		
50.0	None	50	71	82	90	91	102	104	135	137	175	178	251	255	256		
	Shaft Fan	68	104	133	132	135	164	167	234	238	302	307	509	518	525		
	Electric Fan	83	128	148	183	186	207	210	301	306	432	439	646	657	668		
	DuraPlate	115	151	215	251	255	323	328	608	618	600	606	1165	1185	1215		
56.0	None	49	70	81	86	88	103	104	135	138	168	171	236	240	247		
	Shaft Fan	67	104	131	127	129	164	167	232	236	288	292	481	489	504		
	Electric Fan	81	129	146	176	179	206	209	300	302	406	413	612	622	640		
	DuraPlate	113	154	211	239	243	305	310	587	600	555	565	1110	1129	1161		

\* Basic thermal ratings listed are based on an ambient temperature of 68°F(20°C) at sea level. Application-adjusted thermal ratings must be calculated using the application-adjusted thermal factors on page 8 before comparing to the required load. For cooling beyond the range of values listed, contact the Factory.

† Actual sump temperatures will vary based upon exact ambient conditions and load profile.

\* Contact Factory.

## Basic Thermal Ratings\* — Hp/Triple Reduction Maximum 200°F Sump Temperature†

HSS rpm	Nom. Ratio	Auxiliary Cooling	DRIVE SIZE													
			107	117	127	133	137	143	147	153	157	163	167	173	177	187
970	63.0	None	47	67	80	86	88	101	103	132	134	166	168	240	244	238
		Shaft Fan	64	100	128	126	128	162	165	226	230	283	288	487	500	488
		Electric Fan	78	125	142	173	176	203	206	289	294	401	407	618	629	620
		DuraPlate	109	150	204	235	239	301	306	572	581	548	557	1115	1134	1127
	71.0	None	48	68	78	84	85	96	98	128	130	173	176	210	213	240
		Shaft Fan	65	101	125	123	125	154	156	220	223	294	300	412	419	489
		Electric Fan	79	125	138	168	171	193	196	281	285	414	421	521	529	621
		DuraPlate	111	150	200	228	232	286	291	555	564	564	573	700	709	1124
	80.0	None	41	53	67	70	71	84	85	111	113	139	141	213	217	213
		Shaft Fan	56	78	109	103	105	134	136	190	193	235	239	417	424	418
		Electric Fan	68	96	122	143	145	168	171	244	250	334	339	526	535	528
		DuraPlate	83	101	133	150	151	197	200	344	350	428	435	702	714	708
	90.0	None	42	53	65	68	69	80	81	108	110	145	147	208	212	214
		Shaft Fan	57	79	106	100	102	128	130	185	188	244	250	406	412	420
		Electric Fan	69	97	119	139	141	160	163	237	241	345	351	511	519	529
		DuraPlate	84	102	130	145	147	188	191	334	340	441	450	681	692	707
	100	None	41	53	64	65	67	80	81	108	110	139	141	195	200	205
		Shaft Fan	56	79	104	96	98	127	130	184	187	233	237	383	390	402
		Electric Fan	67	99	116	134	136	160	162	235	239	329	335	484	492	506
		DuraPlate	82	104	127	139	142	187	190	332	338	417	424	646	657	676
	112	None	39	51	64	65	67	79	80	105	107	136	138	200	202	200
		Shaft Fan	54	76	103	96	98	126	128	179	182	229	233	388	395	389
		Electric Fan	65	95	115	133	135	157	160	229	233	324	329	489	500	491
		DuraPlate	79	100	125	139	141	184	188	323	328	411	418	652	663	656
125	None	40	51	62	64	65	75	76	102	104	143	145			200	
	Shaft Fan	54	77	100	94	95	119	121	174	177	239	243			390	
	Electric Fan	66	95	112	130	132	150	152	223	226	336	341			492	
	DuraPlate	80	100	122	135	137	175	178	314	319	425	432			656	

★ Basic thermal ratings listed are based on an ambient temperature of 68°F(20°C) at sea level. Application-adjusted thermal ratings must be calculated using the application-adjusted thermal factors on page 8 before comparing to the required load. For cooling beyond the range of values listed, contact the Factory.

† Actual sump temperatures will vary based upon exact ambient conditions and load profile.

\* Contact Factory.

Basic Thermal Ratings\* — Hp/Triple Reduction Maximum 200°F Sump Temperature†

HSS rpm	Nom. Ratio	Auxiliary Cooling	DRIVE SIZE																
			193	197	203	207	213	217	223	227	237	243	247	253	257	263	267	273	277
970	8.00	None	*	*			*	*											
		Shaft Fan	1222	1250			1223	1250											
		Electric Fan	1581	1608			1460	1500											
		DuraPlate	4422	4497			5658	5754											
	9.00	None	*	*	*	*	*	*	*	*									
		Shaft Fan	1250	1259	1137	1156	1288	1310	1001	1018									
		Electric Fan	1589	1616	1500	1516	1517	1542	1233	1254									
		DuraPlate	4347	4420	4338	4412	5577	5671	5443	5536									
	10.0	None	*	*	*	*	*	*	*	*									
		Shaft Fan	1204	1224	1181	1201	1288	1309	1117	1135									
		Electric Fan	1545	1572	1530	1556	1510	1536	1342	1364									
		DuraPlate	4240	4312	4308	4381	5487	5580	5406	5498									
	11.2	None	338	343	*	*	*	*	*	*									
		Shaft Fan	1186	1206	1155	1175	1386	1410	1142	1161									
		Electric Fan	1510	1536	1500	1520	1607	1635	1361	1385									
		DuraPlate	4058	4127	4208	4279	5551	5645	5339	5430									
	12.5	None	377	383	*	*	*	*	*	*									
		Shaft Fan	1143	1163	1154	1173	1570	1597	1281	1302									
		Electric Fan	1433	1457	1476	1501	1769	1799	1500	1525									
		DuraPlate	3136	3189	4039	4108	4421	4496	5440	5532									
14.0	None	382	388	358	364	*	*	*	*	*	*	*	*	*	*	*	*	*	
	Shaft Fan	1137	1156	1115	1134	1527	1553	1507	1532	1773	*	*	2553	2596	2000	2029	*	*	
	Electric Fan	1420	1444	1403	1427	1718	1750	1704	1750	2176	1302	1324	1946	2000	*	*	*	*	
	DuraPlate	3078	3130	3105	3158	4291	4364	4353	4427	9738	10124	10296	14631	14879	11983	12186	25614	26048	
16.0	None	367	373	372	379	*	*	*	*	*	*	*	*	*	*	*	*	*	
	Shaft Fan	1099	1117	1127	1146	1500	1510	1475	1500	1959	1325	1347	2906	2955	2688	2734	*	*	
	Electric Fan	1375	1398	1411	1435	1672	1700	1665	1693	2351	1801	1831	2301	2340	2173	2209	*	*	
	DuraPlate	3000	3048	3076	3128	4193	4264	4232	4304	7564	7911	8045	11348	11541	13916	14152	25665	26100	
18.0	None	359	365	359	365	*	*	*	*	*	*	*	*	*	*	*	*	*	
	Shaft Fan	1045	1063	1091	1110	1475	1500	1439	1464	1898	1327	1349	2854	2902	2708	2754	*	*	
	Electric Fan	1304	1326	1368	1391	1650	1678	1625	1653	2272	1787	1818	2274	2312	2209	2250	*	*	
	DuraPlate	2825	2873	3000	3048	4000	4061	4140	4210	7233	7690	7821	10942	11127	13538	13768	24905	25327	
20.0	None	360	366	350	353	350	352	*	*	*	*	*	*	*	*	*	*	*	
	Shaft Fan	1036	1054	1025	1043	1418	1442	1443	1467	1853	1302	1324	2789	2836	2691	2737	*	*	
	Electric Fan	1289	1311	1283	1304	1587	1614	1617	1645	2216	1750	1771	2250	2267	2205	2250	*	*	
	DuraPlate	2770	2817	2802	2849	3857	3922	4000	4026	7027	7374	7499	10631	10811	13266	13491	24364	24777	
22.4	None	345	350	356	362	333	339	*	*	*	*	*	*	*	*	*	*	*	
	Shaft Fan	1000	1017	1032	1049	1373	1396	1389	1412	1816	1845	1877	2852	2900	2948	3000	2265	2305	
	Electric Fan	1250	1268	1285	1307	1538	1564	1557	1583	2139	2286	2325	2356	2396	2500	2530	1760	1781	
	DuraPlate	2696	2742	2772	2819	3764	3828	3823	3888	7839	9697	9861	11797	11997	14669	14918	19084	19407	
25.0	None	360	366	341	350	354	360	*	*	*	*	*	*	*	*	*	*	*	
	Shaft Fan	943	959	1000	1014	1346	1369	1347	1369	1768	1765	1795	2769	2816	2890	2939	2252	2291	
	Electric Fan	1160	1179	1250	1265	1501	1526	1511	1536	2082	2185	2222	2289	2328	2441	2500	1738	1780	
	DuraPlate	2000	2029	2699	2745	3564	3625	3733	3796	7623	9263	9420	11476	11671	14362	14606	18669	18985	
28.0	None	360	366	351	357	431	438	342	350	450	*	*	*	*	*	*	*	*	
	Shaft Fan	934	950	927	943	1348	1371	1323	1346	1787	1830	1861	2686	2731	3012	3063	2757	2803	
	Electric Fan	1147	1166	1143	1163	1500	1514	1477	1502	2086	2250	2270	2293	2332	2598	2642	2282	2321	
	DuraPlate	1963	2000	1977	2010	2735	2781	3537	3597	7378	8925	9076	10147	10319	13434	13662	17621	17920	
31.5	None	345	350	358	364	413	420	419	426	427	*	*	*	*	*	*	*	*	
	Shaft Fan	902	918	932	948	1306	1328	1328	1350	1709	1764	1794	2590	2634	2911	2960	2680	2725	
	Electric Fan	1110	1129	1145	1164	1443	1468	1468	1500	2000	2152	2188	2212	2250	2511	2554	2222	2260	
	DuraPlate	1910	1942	1964	2000	2667	2712	2711	2757	7047	8622	8768	9788	9954	13014	13234	17052	17341	
35.5	None	319	325	343	350	414	421	403	410	415	*	*	*	*	*	*	*	*	
	Shaft Fan	832	846	901	916	1270	1291	1287	1309	1658	1672	1701	2506	2549	2833	2881	2610	2654	
	Electric Fan	1022	1040	1109	1128	1401	1425	1424	1448	1935	2041	2075	2139	2176	2443	2500	2151	2201	
	DuraPlate	1757	1787	1911	1943	2561	2605	2644	2689	6846	8225	8364	9518	9679	12731	12947	16656	16939	

\* Basic thermal ratings listed are based on an ambient temperature of 68°F(20°C) at sea level. Application-adjusted thermal ratings must be calculated using the application-adjusted thermal factors on page 8 before comparing to the required load. For cooling beyond the range of values listed, contact the Factory.

† Actual sump temperatures will vary based upon exact ambient conditions and load profile.

\* Contact Factory.

Basic Thermal Ratings\* — Hp/Triple Reduction Maximum 200°F Sump Temperature†

HSS rpm	Nom. Ratio	Auxiliary Cooling	DRIVE SIZE																
			193	197	203	207	213	217	223	227	237	243	247	253	257	263	267	273	277
970	40.0	None	319	324	311	317	393	400	405	412	579	785	800	873	888	755	768	807	821
		Shaft Fan	823	837	818	832	1216	1236	1253	1275	1769	2317	2356	3419	3500	3312	3368	3962	4030
		Electric Fan	1010	1027	1008	1025	1342	1365	1384	1407	2029	2667	2712	3009	3060	3000	3018	3590	3611
		DuraPlate	1727	1757	1750	1770	2467	2509	2543	2586	5303	6598	6710	8644	8790	9769	9935	13283	13509
	45.0	None	305	310	317	323	376	382	384	390	552	754	767	832	846	725	738	787	800
		Shaft Fan	800	808	822	836	1175	1195	1198	1219	1689	2250	2271	3273	3328	3194	3249	3825	3890
		Electric Fan	977	1000	1009	1026	1299	1321	1324	1347	1937	2571	2615	2879	2928	2861	2910	3442	3500
		DuraPlate	1680	1709	1728	1758	2403	2444	2447	2500	5066	6383	6491	8309	8450	9464	9625	12853	13070
	50.0	None	242	247	304	309	386	392	368	374	534	712	724	800	812	701	713	755	768
		Shaft Fan	728	740	800	807	1210	1231	1159	1179	1637	2119	2155	3159	3212	3108	3161	3717	3780
		Electric Fan	915	931	977	1000	1340	1363	1282	1304	1878	2442	2500	2777	2824	2782	2829	3329	3385
		DuraPlate	1655	1683	1682	1710	2521	2564	2383	2423	4921	6097	6201	8063	8200	9256	9413	12548	12761
	56.0	None	242	246	1638	1665	254	258	377	383	573	723	736	835	849	736	748	833	847
		Shaft Fan	720	732	715	727	1038	1055	1192	1212	1672	2093	2128	3134	3187	3257	3312	3875	3940
		Electric Fan	902	918	901	916	1165	1184	1321	1344	1909	2406	2446	2765	2812	2907	2956	3471	3529
		DuraPlate	1620	1647	1638	1665	2328	2367	2500	2541	4855	5927	6027	7837	7970	10126	10298	13431	13658
	63.0	None	231	234	241	245	242	246	250	252	543	700	705	800	806	701	713	797	811
		Shaft Fan	692	704	718	730	1000	1015	1021	1038	1591	2014	2048	3000	3044	3119	3172	3718	3781
		Electric Fan	870	884	901	917	1122	1141	1147	1166	1817	2317	2356	2639	2684	2783	2830	3330	3386
		DuraPlate	1571	1597	1621	1648	2256	2295	2305	2344	4630	5729	5826	7523	7651	9723	9888	12895	13113
71.0	None	247	251	231	234	329	334	236	240	524	653	664	758	771	675	686	767	780	
	Shaft Fan	600	605	692	704	923	939	983	1000	1540	1908	1941	2885	2934	3021	3072	3597	3658	
	Electric Fan	724	737	870	885	1015	1032	1105	1124	1759	2197	2250	2541	2584	2694	2740	3220	3275	
	DuraPlate	1291	1313	1573	1600	1930	1962	2250	2273	4492	5468	5560	7294	7417	9456	9617	12526	12739	
80.0	None	237	241	246	250	315	321	322	327	409	609	619	667	678	717	729	992	1009	
	Shaft Fan	576	586	600	604	900	909	911	926	1206	1750	1769	2441	2500	2621	2665	3265	3321	
	Electric Fan	703	715	724	736	984	1000	1002	1019	1383	2000	2032	2156	2193	2367	2408	2974	3024	
	DuraPlate	1259	1281	1291	1313	1883	1914	1914	1946	3447	4610	4689	5742	5839	5357	5448	8854	9004	
90.0	None	231	235	236	240	322	328	309	314	400	574	584	640	651	700	704	969	975	
	Shaft Fan	575	585	575	585	928	943	882	900	1172	1652	1680	2360	2400	2551	2595	3176	3229	
	Electric Fan	707	719	702	714	1023	1041	971	988	1344	1899	1931	2083	2119	2303	2342	2891	2940	
	DuraPlate	1297	1319	1273	1294	2005	2039	1868	1899	3355	4411	4485	5583	5678	5238	5326	8655	8801	
100	None	231	235	226	230	315	321	316	321	416	572	582	645	656	702	714	746	759	
	Shaft Fan	570	579	565	575	911	926	914	929	1192	1622	1649	2324	2363	2666	2711	3032	3084	
	Electric Fan	700	710	700	708	1005	1022	1009	1026	1362	1861	1893	2055	2090	2397	2438	2729	2775	
	DuraPlate	1274	1296	1284	1305	1973	2007	2000	2020	3326	4290	4363	5438	5530	5660	5756	9093	9247	
112	None	221	225	230	234	302	307	309	314	400	548	558	613	624	669	680	714	726	
	Shaft Fan	550	559	569	578	878	900	900	912	1138	1562	1588	2250	2264	2556	2600	2913	2962	
	Electric Fan	675	687	700	710	970	986	1000	1007	1301	1794	1824	1967	2000	2297	2336	2621	2665	
	DuraPlate	1250	1259	1274	1296	1917	1950	1955	2000	3182	4152	4222	5237	5326	5442	5535	8751	8900	
125	None			220	224			295	300	383	516	525	587	600	643	654	688	700	
	Shaft Fan			549	558			866	880	1104	1481	1506	2149	2186	2500	2519	2846	2868	
	Electric Fan			675	686			957	973	1263	1703	1750	1897	1929	2225	2262	2536	2579	
	DuraPlate			1250	1260			1900	1932	3093	4000	4034	5087	5173	5293	5383	8510	8655	

★ Basic thermal ratings listed are based on an ambient temperature of 68°F(20°C) at sea level. Application-adjusted thermal ratings must be calculated using the application-adjusted thermal factors on page 8 before comparing to the required load. For cooling beyond the range of values listed, contact the Factory.

† Actual sump temperatures will vary based upon exact ambient conditions and load profile.

\* Contact Factory.

Basic Thermal Ratings\* — Hp/Triple Reduction Maximum 200°F Sump Temperature†

HSS rpm	Nom. Ratio	Auxiliary Cooling	DRIVE SIZE														
			107	117	127	133	137	143	147	153	157	163	167	173	177	187	
870	12.5	None												380	386		
		Shaft Fan													708	720	
		Electric Fan													961	977	
		DuraPlate													1479	1504	
	14.0	None	71	104	119	129	131	153	156	209	212	259	264	360	366	345	
		Shaft Fan	90	143	181	178	181	228	232	335	341	412	419	674	686	653	
		Electric Fan	116	187	217	262	266	305	310	460	468	623	634	917	933	900	
		DuraPlate	158	217	289	327	333	488	500	781	800	900	916	1417	1441	1392	
	16.0	None	69	100	120	129	131	151	154	204	208	256	260	367	373	336	
		Shaft Fan	88	137	181	178	181	225	229	327	333	406	413	682	700	636	
		Electric Fan	113	180	216	261	266	301	306	450	456	615	626	925	941	871	
		DuraPlate	153	209	289	326	331	482	490	761	774	889	904	1423	1447	1357	
	18.0	None	70	101	117	126	128	144	147	200	202	267	271	346	351	339	
		Shaft Fan	89	138	176	173	176	215	219	319	324	421	428	644	654	639	
		Electric Fan	114	181	211	254	259	288	293	437	444	634	644	875	889	872	
		DuraPlate	155	209	281	317	323	461	469	741	753	910	926	1350	1373	1354	
	20.0	None	63	90	105	113	115	131	133	180	183	227	231	327	332	316	
		Shaft Fan	81	125	160	157	160	200	201	290	295	362	368	611	621	600	
		Electric Fan	104	164	192	234	238	268	272	400	407	550	559	833	847	817	
		DuraPlate	142	190	258	293	300	434	441	681	700	800	809	1289	1311	1273	
22.4	None	61	86	105	113	115	129	131	176	178	224	228	332	338	307		
	Shaft Fan	78	119	160	157	160	195	200	283	288	357	363	618	629	580		
	Electric Fan	101	157	192	233	237	264	269	390	400	543	552	840	854	800		
	DuraPlate	138	182	257	292	300	428	435	663	675	786	800	1295	1317	1250		
25.0	None	63	87	103	110	112	123	125	171	174	234	238	310	315	309		
	Shaft Fan	81	120	156	153	155	186	189	275	280	370	376	567	576	581		
	Electric Fan	104	158	187	227	230	252	256	379	386	559	568	766	779	800		
	DuraPlate	139	183	250	284	289	409	416	645	656	805	819	1250	1264	1236		
28.0	None	54	79	89	100	101	121	123	150	153	186	189	293	300	306		
	Shaft Fan	69	109	135	137	139	180	183	243	247	300	304	538	547	563		
	Electric Fan	89	143	161	202	206	241	245	335	341	457	464	729	741	762		
	DuraPlate	118	161	215	253	257	327	332	614	625	573	583	1188	1208	1250		
31.5	None	52	75	89	100	101	119	121	147	150	183	186	300	302	300		
	Shaft Fan	67	104	135	136	139	178	181	237	241	294	300	544	553	546		
	Electric Fan	86	137	161	201	205	238	242	327	332	450	458	735	748	740		
	DuraPlate	114	155	214	252	256	322	328	600	609	566	575	1193	1213	1207		
35.5	None	53	76	87	96	98	114	116	143	145	191	194	268	272	300		
	Shaft Fan	68	105	131	133	135	170	172	231	234	305	310	501	510	547		
	Electric Fan	87	138	157	196	200	227	231	318	324	465	472	683	700	740		
	DuraPlate	115	156	209	245	250	308	313	582	592	582	592	1119	1138	1203		
40.0	None	49	71	81	90	91	106	108	140	143	170	173	252	256	264		
	Shaft Fan	63	98	123	125	126	159	162	226	229	273	277	475	483	500		
	Electric Fan	82	129	148	183	186	214	217	311	316	417	424	648	659	678		
	DuraPlate	108	145	197	230	234	290	295	568	577	523	532	1067	1085	1115		
45.0	None	48	68	82	90	91	105	107	137	139	167	170	256	261	255		
	Shaft Fan	61	94	123	125	126	157	159	220	223	269	273	480	489	481		
	Electric Fan	79	123	148	183	186	211	214	303	308	411	418	655	666	658		
	DuraPlate	105	139	196	229	233	286	291	552	562	516	525	1072	1091	1084		
50.0	None	48	68	80	87	89	100	101	133	135	175	178	251	255	257		
	Shaft Fan	62	95	120	120	122	150	152	213	217	279	284	468	476	483		
	Electric Fan	80	125	144	178	181	201	204	294	300	424	432	636	646	658		
	DuraPlate	106	140	191	222	226	273	277	535	544	531	540	1037	1054	1081		
56.0	None	47	68	78	84	85	100	102	133	135	168	171	236	240	250		
	Shaft Fan	60	95	118	116	117	150	152	211	215	265	270	441	450	463		
	Electric Fan	78	125	141	170	173	200	203	289	294	400	405	602	612	630		
	DuraPlate	104	142	187	212	216	271	275	518	527	500	504	986	1003	1032		

\* Basic thermal ratings listed are based on an ambient temperature of 68°F(20°C) at sea level. Application-adjusted thermal ratings must be calculated using the application-adjusted thermal factors on page 8 before comparing to the required load. For cooling beyond the range of values listed, contact the Factory.

† Actual sump temperatures will vary based upon exact ambient conditions and load profile.

\* Contact Factory.

## Basic Thermal Ratings\* — Hp/Triple Reduction Maximum 200°F Sump Temperature†

HSS rpm	Nom. Ratio	Auxiliary Cooling	DRIVE SIZE													
			107	117	127	133	137	143	147	153	157	163	167	173	177	187
870	63.0	None	45	65	77	84	85	99	100	129	131	165	168	240	244	239
		Shaft Fan	58	91	116	115	116	147	150	206	209	261	265	450	455	450
		Electric Fan	76	121	138	168	170	197	201	281	286	393	400	608	618	610
		DuraPlate	100	137	182	208	212	267	271	504	513	488	500	1000	1009	1001
	71.0	None	46	66	75	81	83	94	95	125	127	173	176	204	208	240
		Shaft Fan	59	91	113	111	113	140	142	200	203	272	276	373	380	450
		Electric Fan	77	121	134	163	166	187	190	273	278	406	413	506	515	611
		DuraPlate	101	137	177	203	206	254	258	489	500	503	512	619	629	1000
	80.0	None	40	51	65	67	69	81	82	108	109	135	137	208	211	207
		Shaft Fan	51	70	98	93	95	121	123	172	174	213	216	378	385	379
		Electric Fan	66	93	118	138	140	162	165	236	240	323	329	511	520	513
		DuraPlate	76	93	119	132	134	175	178	304	309	378	385	624	635	628
	90.0	None	40	51	63	66	67	77	78	105	106	141	143	203	206	209
		Shaft Fan	52	71	96	91	92	115	117	167	170	221	225	368	374	380
		Electric Fan	67	94	115	134	136	155	157	229	233	334	340	500	504	514
		DuraPlate	77	94	116	129	131	167	170	295	300	390	400	605	615	628
	100	None	39	51	62	63	64	77	79	104	106	135	137	190	193	200
		Shaft Fan	50	72	94	87	88	115	117	166	169	211	215	350	353	364
		Electric Fan	65	95	112	129	131	154	157	228	231	318	324	470	478	492
		DuraPlate	76	95	114	124	126	166	169	293	300	370	376	574	584	601
	112	None	38	49	61	63	64	76	77	101	103	132	134	194	197	193
		Shaft Fan	48	69	93	87	88	113	115	161	164	208	211	352	358	352
		Electric Fan	63	92	111	129	131	152	155	221	225	313	319	475	483	476
		DuraPlate	73	92	112	123	125	164	167	285	290	364	371	580	589	582
	125	None	38	50	60	61	62	72	73	98	100	139	141			194
		Shaft Fan	49	69	90	85	86	108	109	157	159	217	220			353
		Electric Fan	63	92	108	125	127	144	147	215	219	325	330			477
		DuraPlate	74	92	109	120	122	156	158	277	282	377	383			583

★ Basic thermal ratings listed are based on an ambient temperature of 68°F(20°C) at sea level. Application-adjusted thermal ratings must be calculated using the application-adjusted thermal factors on page 8 before comparing to the required load. For cooling beyond the range of values listed, contact the Factory.

† Actual sump temperatures will vary based upon exact ambient conditions and load profile.

\* Contact Factory.

Basic Thermal Ratings\* — Hp/Triple Reduction Maximum 200°F Sump Temperature†

HSS rpm	Nom. Ratio	Auxiliary Cooling	DRIVE SIZE																		
			193	197	203	207	213	217	223	227	237	243	247	253	257	263	267	273	277		
870	8.00	None	386	392			*	*													
		Shaft Fan	1182	1202			1375	1398													
		Electric Fan	1636	1664			1775	1805													
		DuraPlate	4000	4045			5227	5316													
	9.00	None	403	410	*	*	*	*	*	*											
		Shaft Fan	1190	1210	1114	1133	1400	1423	1211	1232											
		Electric Fan	1634	1662	1563	1589	1786	1816	1607	1634											
		DuraPlate	3908	4000	3907	4000	5128	5214	5068	5153											
	10.0	None	392	400	*	*	*	*	*	*											
		Shaft Fan	1154	1173	1147	1166	1382	1406	1270	1292											
		Electric Fan	1586	1613	1589	1616	1758	1788	1653	1681											
		DuraPlate	3808	3872	3878	3943	5033	5118	4997	5081											
	11.2	None	400	407	*	*	*	*	*	*											
		Shaft Fan	1127	1146	1117	1136	1439	1463	1272	1293											
		Electric Fan	1537	1563	1547	1574	1813	1844	1644	1672											
		DuraPlate	3638	3699	3782	3846	5059	5145	4919	5002											
	12.5	None	413	420	*	*	437	444	*	*											
		Shaft Fan	1067	1086	1101	1119	1523	1548	1356	1379											
		Electric Fan	1434	1458	1509	1535	1857	1889	1728	1757											
		DuraPlate	2809	2857	3622	3684	4004	4072	4971	5055											
14.0	None	417	424	400	404	429	436	*	*	*	*	*	*	*	*	*	*	*	*	*	
	Shaft Fan	1061	1079	1043	1061	1473	1500	1473	1500	1862	1338	1360	2956	3007	2521	2564	*	*	*	*	
	Electric Fan	1419	1443	1408	1432	1796	1827	1806	1836	2462	2058	2093	2760	2807	2392	2432	*	*	*	*	
	DuraPlate	2758	2805	2781	2828	3880	3945	3949	4016	8811	9481	9641	13502	13730	11215	11405	24202	24612			
16.0	None	400	406	409	416	416	423	*	*	*	*	*	*	*	*	*	*	*	*	*	
	Shaft Fan	1024	1041	1053	1071	1430	1454	1431	1455	1970	1682	1711	3180	3233	2960	3010	*	*	*	*	
	Electric Fan	1373	1397	1413	1437	1750	1775	1752	1782	2552	2411	2452	3000	3037	2836	2884	*	*	*	*	
	DuraPlate	2683	2728	2757	2804	3786	3850	3830	3895	6851	7446	7573	10540	10718	12748	12964	23955	24361			
18.0	None	384	391	394	400	439	450	*	*	*	*	*	*	*	*	*	*	*	*	*	
	Shaft Fan	969	986	1018	1035	1403	1427	1393	1416	1898	1655	1683	3088	3140	2931	3000	*	*	*	*	
	Electric Fan	1297	1319	1369	1392	1699	1727	1706	1750	2452	2359	2399	2903	2952	2812	2860	*	*	*	*	
	DuraPlate	2525	2568	2683	2729	3596	3657	3741	3804	6543	7221	7343	10137	10309	12375	12585	23197	23590			
20.0	None	385	392	373	379	421	428	422	429	*	*	*	*	*	*	*	*	*	*	*	
	Shaft Fan	961	977	951	967	1347	1370	1376	1399	1848	1598	1625	3000	3051	2889	2938	*	*	*	*	
	Electric Fan	1281	1303	1277	1298	1632	1659	1670	1698	2386	2268	2307	2822	2869	2772	2819	*	*	*	*	
	DuraPlate	2500	2519	2503	2545	3500	3529	3567	3627	6352	6907	7024	9834	10000	12110	12316	22663	23047			
22.4	None	368	375	381	388	405	412	406	413	516	*	*	*	*	*	*	*	*	*	*	
	Shaft Fan	926	942	957	974	1303	1325	1321	1344	1767	1954	2000	2908	2957	3056	3108	2783	2830			
	Electric Fan	1250	1260	1279	1300	1581	1607	1604	1632	2250	2609	2654	2752	2799	2947	3000	2672	2720			
	DuraPlate	2409	2450	2500	2520	3383	3440	3439	3500	7029	8796	8945	10712	10893	13324	13550	17481	17777			
25.0	None	367	373	366	372	415	422	392	400	503	*	*	*	*	*	*	*	*	*	*	
	Shaft Fan	863	877	924	940	1269	1291	1279	1301	1717	1861	1893	2817	2864	3000	3036	2749	2782			
	Electric Fan	1138	1157	1250	1258	1530	1556	1556	1582	2182	2500	2527	2666	2711	2879	2928	2630	2675			
	DuraPlate	1782	1812	2411	2452	3201	3256	3355	3411	6832	8393	8535	10410	10587	13036	13257	17085	17374			
28.0	None	366	373	358	364	457	465	403	410	542	442	450	546	556	*	*	*	*	*	*	
	Shaft Fan	855	870	848	863	1250	1265	1250	1270	1704	1877	1908	2532	2575	3005	3056	3006	3057			
	Electric Fan	1125	1144	1122	1141	1481	1506	1508	1533	2146	2471	2513	2410	2450	2908	2957	2909	2958			
	DuraPlate	1754	1784	1764	1794	2449	2500	3176	3230	6589	8056	8192	9005	9158	12150	12356	16019	16290			
31.5	None	351	357	364	371	439	450	450	453	518	427	434	529	538	*	*	*	*	*	*	
	Shaft Fan	825	839	853	868	1203	1224	1225	1250	1627	1807	1838	2439	2500	2899	2948	2910	2960			
	Electric Fan	1088	1107	1123	1142	1435	1460	1461	1500	2050	2380	2420	2321	2360	2804	2852	2816	2864			
	DuraPlate	1705	1750	1755	1784	2386	2427	2427	2468	6291	7778	7909	8681	8828	11762	11962	15492	15755			
35.5	None	279	284	350	355	434	441	429	436	502	404	411	509	517	*	*	*	*	*	*	
	Shaft Fan	712	724	824	838	1167	1187	1186	1206	1578	1711	1750	2358	2398	2818	2866	2829	2877			
	Electric Fan	954	970	1088	1106	1388	1412	1417	1441	2000	2255	2294	2250	2282	2726	2772	2738	2784			
	DuraPlate	1523	1548	1706	1750	2291	2329	2365	2405	6110	7413	7539	8436	8579	11501	11696	15124	15380			

\* Basic thermal ratings listed are based on an ambient temperature of 68°F(20°C) at sea level. Application-adjusted thermal ratings must be calculated using the application-adjusted thermal factors on page 8 before comparing to the required load. For cooling beyond the range of values listed, contact the Factory.

† Actual sump temperatures will vary based upon exact ambient conditions and load profile.

\* Contact Factory.

Basic Thermal Ratings\* — Hp/Triple Reduction Maximum 200°F Sump Temperature†

HSS rpm	Nom. Ratio	Auxiliary Cooling	DRIVE SIZE																
			193	197	203	207	213	217	223	227	237	243	247	253	257	263	267	273	277
870	40.0	None	279	283	272	276	412	419	425	432	606	816	830	923	939	848	862	960	976
		Shaft Fan	706	717	700	711	1117	1136	1152	1172	1626	2130	2166	3125	3178	3071	3123	3711	3774
		Electric Fan	943	959	940	956	1330	1353	1372	1395	2009	2641	2686	3000	3048	3000	3040	3639	3688
		DuraPlate	1500	1524	1507	1532	2204	2250	2273	2311	4709	5855	5954	7681	7811	8752	8901	11907	12109
	45.0	None	266	271	277	282	394	401	403	410	578	784	800	879	900	813	826	924	940
		Shaft Fan	680	692	704	716	1079	1097	1100	1119	1551	2051	2086	3000	3040	2959	3009	3579	3639
		Electric Fan	912	927	942	958	1287	1309	1313	1335	1917	2545	2588	2866	2915	2880	2929	3498	3557
		DuraPlate	1456	1480	1500	1524	2145	2181	2184	2222	4497	5660	5756	7379	7504	8474	8617	11515	11711
	50.0	None	261	265	265	270	310	315	386	393	559	739	752	843	857	785	800	891	908
		Shaft Fan	675	686	679	691	1001	1018	1064	1082	1503	1944	1977	2883	2932	2877	2926	3475	3534
		Electric Fan	912	928	911	927	1219	1250	1271	1292	1859	2416	2457	2764	2810	2800	2848	3396	3453
		DuraPlate	1482	1507	1457	1481	2136	2172	2126	2162	4367	5402	5494	7155	7276	8283	8424	11237	11427
	56.0	None	260	265	254	258	304	309	303	308	439	743	755	865	880	809	823	948	965
		Shaft Fan	667	679	662	674	982	1000	984	1001	1361	1915	1948	2850	2898	3002	3053	3601	3662
		Electric Fan	900	914	900	913	1196	1216	1200	1221	1709	2372	2412	2735	2781	2919	3000	3481	3578
		DuraPlate	1452	1476	1465	1500	2099	2135	2114	2149	4150	5249	5338	6951	7068	9032	9185	11994	12197
	63.0	None	250	252	259	263	289	294	296	301	416	712	724	821	835	771	784	907	923
		Shaft Fan	641	652	666	677	944	960	965	982	1293	1842	1873	2721	2767	2873	2922	3453	3511
		Electric Fan	867	881	900	913	1152	1171	1178	1198	1626	2284	2322	2610	2654	2794	2841	3373	3430
		DuraPlate	1406	1430	1452	1477	2033	2067	2077	2113	3955	5071	5157	6668	6781	8669	8816	11511	11706
71.0	None	244	250	250	252	330	336	282	287	401	670	681	785	800	742	754	873	887	
	Shaft Fan	540	549	641	652	838	852	929	944	1251	1750	1773	2620	2664	2781	2828	3339	3395	
	Electric Fan	705	717	867	882	1000	1009	1135	1154	1573	2165	2202	2513	2555	2704	2749	3262	3317	
	DuraPlate	1149	1169	1408	1432	1713	1750	2012	2046	3836	4835	4917	6459	6569	8426	8569	11177	11367	
80.0	None	234	238	243	247	317	322	323	329	416	626	637	685	700	748	760	811	825	
	Shaft Fan	522	531	539	548	811	824	826	840	1096	1595	1622	2218	2255	2399	2440	2768	2814	
	Electric Fan	684	700	704	716	961	978	979	1000	1357	1972	2006	2129	2165	2339	2379	2708	2754	
	DuraPlate	1120	1139	1149	1169	1669	1698	1698	1726	3042	4193	4264	5096	5182	4800	4882	7705	7836	
90.0	None	228	232	233	237	324	329	311	316	404	591	601	657	668	722	734	787	800	
	Shaft Fan	521	529	522	531	840	855	800	813	1065	1513	1539	2143	2179	2334	2374	2689	2735	
	Electric Fan	688	700	683	700	1001	1018	949	966	1319	1874	1906	2057	2091	2275	2314	2631	2675	
	DuraPlate	1150	1169	1130	1149	1774	1804	1655	1683	2961	4008	4076	4951	5035	4690	4770	7528	7655	
100	None	228	232	223	227	316	322	317	322	421	585	600	658	669	729	741	802	816	
	Shaft Fan	516	525	512	520	825	839	828	842	1084	1500	1509	2108	2143	2433	2500	2757	2833	
	Electric Fan	680	692	677	689	983	1000	987	1004	1335	1834	1865	2024	2058	2369	2409	2724	2770	
	DuraPlate	1131	1150	1137	1156	1750	1775	1756	1786	2941	3803	3867	4823	4905	5053	5138	8095	8233	
112	None	218	222	227	231	303	308	310	315	401	561	571	626	636	700	706	774	780	
	Shaft Fan	500	506	515	524	800	808	812	825	1035	1429	1453	2018	2052	2331	2370	2675	2720	
	Electric Fan	657	668	679	691	949	965	969	985	1275	1767	1797	1937	1970	2269	2308	2616	2660	
	DuraPlate	1098	1116	1131	1150	1694	1722	1728	1757	2813	3678	3740	4642	4720	4856	4938	7789	7921	
125	None			217	221			296	301	388	528	537	600	609	668	679	738	751	
	Shaft Fan			500	505			783	800	1003	1353	1376	1946	2000	2257	2296	2589	2633	
	Electric Fan			657	668			936	952	1250	1677	1706	1868	1900	2198	2250	2514	2574	
	DuraPlate			1098	1117			1677	1705	2734	3511	3570	4504	4581	4720	4800	7570	7699	

★ Basic thermal ratings listed are based on an ambient temperature of 68°F(20°C) at sea level. Application-adjusted thermal ratings must be calculated using the application-adjusted thermal factors on page 8 before comparing to the required load. For cooling beyond the range of values listed, contact the Factory.

† Actual sump temperatures will vary based upon exact ambient conditions and load profile.

\* Contact Factory.

Basic Thermal Ratings\* — Hp/Triple Reduction Maximum 180°F Sump Temperature†

HSS rpm	Nom. Ratio	Auxiliary Cooling	DRIVE SIZE														
			107	117	127	133	137	143	147	153	157	163	167	173	177	187	
1750	12.5	None												*	*		
		Shaft Fan													506	514	
		Electric Fan													328	333	
	DuraPlate													2110	2145		
	14.0	None	64	91	96	93	95	*	*	*	*	*	*	*	*	*	*
		Shaft Fan	142	224	283	253	258	296	301	388	395	355	361	503	511	444	
		Electric Fan	113	182	201	234	238	234	238	304	310	319	325	330	336	278	
		DuraPlate	265	372	522	590	600	873	888	1382	1406	1405	1429	2057	2091	2000	
	16.0	None	63	88	98	95	96	*	*	*	*	*	*	*	*	*	*
		Shaft Fan	138	217	284	254	259	295	300	387	394	356	362	527	536	452	
		Electric Fan	110	176	202	235	239	233	237	305	310	321	326	352	358	289	
		DuraPlate	259	359	520	588	600	865	880	1356	1379	1398	1421	2076	2112	1969	
	18.0	None	64	90	96	94	95	*	*	*	*	*	*	*	*	*	*
		Shaft Fan	140	217	277	250	254	286	291	382	389	380	387	577	586	478	
		Electric Fan	112	177	197	230	234	227	231	302	307	344	350	406	413	312	
		DuraPlate	260	358	508	574	584	835	849	1325	1348	1431	1456	2075	2110	2000	
	20.0	None	58	82	89	91	93	86	87	*	*	*	*	*	*	*	*
		Shaft Fan	130	201	259	239	243	286	290	370	376	377	383	557	566	529	
		Electric Fan	103	163	183	221	225	228	232	295	300	344	350	393	400	368	
		DuraPlate	244	333	478	551	561	819	833	1261	1283	1336	1359	2005	2039	2000	
22.4	None	57	79	89	92	93	85	87	*	*	*	*	*	*	*	*	
	Shaft Fan	126	194	258	239	243	283	288	364	370	374	380	570	579	522		
	Electric Fan	100	157	184	221	225	226	230	290	295	341	350	405	411	364		
	DuraPlate	238	321	475	548	557	809	823	1233	1254	1326	1348	2011	2045	1942		
25.0	None	58	80	87	90	91	82	84	*	*	*	*	*	*	*	*	
	Shaft Fan	128	194	252	233	237	272	276	356	362	390	400	709	721	532		
	Electric Fan	102	158	179	216	219	217	221	284	289	356	362	554	564	374		
	DuraPlate	239	320	463	533	542	776	790	1200	1221	1349	1372	2133	2169	1941		
28.0	None	47	69	80	87	88	97	99	110	112	*	*	*	*	*	*	
	Shaft Fan	108	171	218	213	217	275	280	368	374	400	403	680	692	704		
	Electric Fan	85	138	157	200	201	225	229	303	308	368	374	531	540	549		
	DuraPlate	196	276	400	477	485	604	614	1199	1219	1013	1030	2059	2094	2137		
31.5	None	46	66	80	87	88	96	98	108	110	*	*	*	*	*	*	
	Shaft Fan	105	165	218	213	217	272	277	360	366	392	400	688	700	688		
	Electric Fan	83	133	157	198	201	222	226	297	302	364	370	539	548	536		
	DuraPlate	191	266	394	474	482	600	607	1170	1190	1002	1019	2059	2094	2091		
35.5	None	47	67	78	85	86	92	94	106	107	105	107	*	*	*	*	
	Shaft Fan	106	165	213	208	211	261	265	351	357	405	412	681	692	692		
	Electric Fan	84	134	154	193	196	213	217	290	295	376	383	537	546	541		
	DuraPlate	192	265	385	462	470	573	582	1139	1158	1021	1038	2000	2030	2080		
40.0	None	44	63	69	80	81	88	89	107	109	100	101	123	125	*	*	
	Shaft Fan	100	156	196	196	200	250	253	350	354	374	380	650	661	677		
	Electric Fan	79	126	140	182	185	203	206	288	292	350	353	512	520	533		
	DuraPlate	182	251	360	437	444	546	555	1114	1133	939	955	1922	1954	2001		
45.0	None	42	60	69	80	82	87	88	105	106	98	100	126	128	*	*	
	Shaft Fan	97	150	196	196	200	245	250	339	345	369	375	656	667	659		
	Electric Fan	76	121	140	182	185	200	204	281	285	343	350	518	527	519		
	DuraPlate	177	242	358	434	442	540	549	1085	1103	930	945	1921	1954	1953		
50.0	None	43	61	67	78	79	83	84	102	104	103	105	135	138	126	126	
	Shaft Fan	98	150	191	190	194	235	239	330	335	381	387	652	663	660		
	Electric Fan	77	122	136	177	180	192	195	273	278	354	360	518	527	521		
	DuraPlate	178	240	350	422	430	517	526	1052	1069	947	963	1866	1897	1941		
56.0	None	42	60	67	66	67	64	65	61	62	105	107	127	129	133	133	
	Shaft Fan	97	150	189	173	176	209	213	275	280	371	377	620	631	648		
	Electric Fan	76	121	135	160	163	168	171	220	224	350	352	492	500	514		
	DuraPlate	177	247	342	393	400	483	491	954	970	886	901	1792	1823	1869		

\* Basic thermal ratings listed are based on an ambient temperature of 68°F(20°C) at sea level. Application-adjusted thermal ratings must be calculated using the application-adjusted thermal factors on page 8 before comparing to the required load. For cooling beyond the range of values listed, contact the Factory.

† Actual sump temperatures will vary based upon exact ambient conditions and load profile.

\* Contact Factory.

## Basic Thermal Ratings\* — Hp/Triple Reduction Maximum 180°F Sump Temperature†

HSS rpm	Nom. Ratio	Auxiliary Cooling	DRIVE SIZE													
			107	117	127	133	137	143	147	153	157	163	167	173	177	187
1750	63.0	None	41	57	67	67	68	63	64	59	60	104	105	130	132	129
		Shaft Fan	94	145	185	172	175	207	210	268	273	366	372	626	637	629
		Electric Fan	74	117	133	159	162	166	169	215	218	342	350	500	506	500
		DuraPlate	171	238	331	384	390	477	485	930	946	877	900	1792	1823	1822
	71.0	None	42	58	65	65	66	60	61	58	59	109	111	132	135	130
		Shaft Fan	95	145	181	167	170	197	200	260	265	378	385	542	551	630
		Electric Fan	75	117	130	155	158	158	161	209	212	353	359	435	443	500
		DuraPlate	173	236	323	373	380	455	463	903	919	900	909	1076	1095	1811
	80.0	None	39	50	63	64	65	74	75	92	94	92	94	135	137	134
		Shaft Fan	85	120	168	152	155	197	201	276	280	306	311	547	556	550
		Electric Fan	67	98	122	142	144	162	165	230	234	285	290	440	450	442
		DuraPlate	129	165	216	244	250	324	329	580	590	679	690	1080	1099	1093
	90.0	None	39	51	62	63	64	70	71	90	91	97	98	136	138	135
		Shaft Fan	86	120	164	150	151	189	192	268	273	316	321	536	545	551
		Electric Fan	68	98	119	138	140	155	158	224	227	295	300	433	440	443
		DuraPlate	130	164	211	238	242	310	315	564	573	700	705	1050	1068	1090
	100	None	38	50	61	61	62	71	72	91	92	95	96	127	130	134
		Shaft Fan	84	122	160	143	146	189	192	268	273	305	310	510	518	533
		Electric Fan	67	98	116	133	135	155	158	224	228	285	290	411	418	430
		DuraPlate	128	169	206	230	233	307	313	561	570	661	672	1006	1023	1049
	112	None	37	48	60	61	62	70	71	88	90	93	95	130	132	129
		Shaft Fan	81	117	159	143	145	186	189	261	266	300	306	515	524	517
		Electric Fan	65	95	115	133	135	153	156	218	222	281	285	416	423	417
		DuraPlate	125	163	204	228	232	304	309	546	556	654	665	1010	1027	1022
125	None	38	49	59	59	60	67	68	86	87	98	100			130	
	Shaft Fan	83	117	154	139	142	178	181	254	258	311	316			518	
	Electric Fan	66	95	112	129	132	146	150	212	216	291	296			418	
	DuraPlate	125	162	200	222	226	290	295	531	540	668	680			1019	

★ Basic thermal ratings listed are based on an ambient temperature of 68°F(20°C) at sea level. Application-adjusted thermal ratings must be calculated using the application-adjusted thermal factors on page 8 before comparing to the required load. For cooling beyond the range of values listed, contact the Factory.

† Actual sump temperatures will vary based upon exact ambient conditions and load profile.

\* Contact Factory.

Basic Thermal Ratings\* — Hp/Triple Reduction Maximum 180°F Sump Temperature†

HSS rpm	Nom. Ratio	Auxiliary Cooling	DRIVE SIZE																
			193	197	203	207	213	217	223	227	237	243	247	253	257	263	267	273	277
1750	8.00	None	*	*			*	*											
		Shaft Fan	*	*			*	*											
		Electric Fan	*	*			*	*											
		DuraPlate	4584	4661			*	*											
	9.00	None	*	*	*	*	*	*	*	*									
		Shaft Fan	*	*	*	*	*	*	*	*									
		Electric Fan	*	*	*	*	*	*	*	*									
		DuraPlate	4753	4833	4007	4075	*	*	*	*									
	10.0	None	*	*	*	*	*	*	*	*									
		Shaft Fan	*	*	*	*	*	*	*	*									
		Electric Fan	*	*	*	*	*	*	*	*									
		DuraPlate	4743	4823	4325	4399	219	223	*	*									
	11.2	None	*	*	*	*	*	*	*	*									
		Shaft Fan	*	*	*	*	*	*	*	*									
		Electric Fan	*	*	*	*	*	*	*	*									
		DuraPlate	4872	4954	4384	4458	1692	1721	*	*									
12.5	None	*	*	*	*	*	*	*	*										
	Shaft Fan	*	*	*	*	*	*	*	*										
	Electric Fan	*	*	*	*	*	*	*	*										
	DuraPlate	4000	4048	4679	4758	3167	3221	807	821										
14.0	None	*	*	*	*	*	*	*	*										
	Shaft Fan	*	*	*	*	*	*	*	*										
	Electric Fan	*	*	*	*	*	*	*	*										
	DuraPlate	3951	4018	3855	3920	3311	3367	2652	2697										
16.0	None	*	*	*	*	*	*	*	*										
	Shaft Fan	*	*	*	*	*	*	*	*										
	Electric Fan	*	*	*	*	*	*	*	*										
	DuraPlate	3876	3941	3876	3942	3333	3389	2942	3000										
18.0	None	*	*	*	*	*	*	*	*										
	Shaft Fan	*	*	*	*	*	*	*	*										
	Electric Fan	*	*	*	*	*	*	*	*										
	DuraPlate	3815	3879	3814	3879	3817	3882	3023	3074										
20.0	None	*	*	*	*	*	*	*	*										
	Shaft Fan	*	*	*	*	*	*	*	*										
	Electric Fan	*	*	*	*	*	*	*	*										
	DuraPlate	3751	3814	3758	3822	3761	3825	3644	3705										
22.4	None	*	*	*	*	*	*	*	*	*	*	*	*	*	*	*	*	*	
	Shaft Fan	*	*	*	*	*	*	*	*	1845	1832	1863	1568	1595	*	*	*	*	
	Electric Fan	*	*	*	*	*	*	*	*	*	*	*	*	*	*	*	*	*	
	DuraPlate	3668	3730	3730	3793	3701	3764	3630	3691	12834	16671	16954	18346	18657	*	*	*	*	
25.0	None	*	*	*	*	*	*	*	*	*	*	*	*	*	*	*	*	*	
	Shaft Fan	712	724	*	*	*	*	*	*	1856	1943	1976	1674	1703	*	*	*	*	
	Electric Fan	456	464	*	*	*	*	*	*	900	*	*	*	*	*	*	*	*	
	DuraPlate	2912	2961	3652	3713	3831	3896	3589	3650	12539	16152	16426	18027	18333	*	*	*	*	
28.0	None	*	*	*	*	*	*	*	*	*	*	*	*	*	*	*	*	*	
	Shaft Fan	712	724	852	866	745	758	*	*	2466	3142	3195	2570	2613	*	*	*	*	
	Electric Fan	460	468	539	548	*	*	*	*	1527	1900	1932	1468	1500	*	*	*	*	
	DuraPlate	2864	2912	2882	2931	3500	3539	3762	3825	12575	16505	16784	16849	17135	*	*	*	*	
31.5	None	*	*	*	*	*	*	*	*	*	*	*	*	*	*	*	*	*	
	Shaft Fan	690	702	867	881	728	741	700	712	2394	3084	3136	2541	2585	*	*	*	*	
	Electric Fan	445	452	555	565	*	*	*	*	1500	1883	1915	1475	1500	*	*	*	*	
	DuraPlate	2798	2845	2859	2907	3410	3500	3427	3500	12053	16022	16294	16334	16611	*	*	*	*	
35.5	None	*	*	*	*	*	*	*	*	*	*	*	*	*	*	*	*	*	
	Shaft Fan	674	685	842	856	860	874	689	701	2342	3000	3033	2500	2530	*	*	*	*	
	Electric Fan	450	455	539	548	*	*	*	*	1467	1836	1867	1451	1476	*	*	*	*	
	DuraPlate	2618	2662	2795	2842	3406	3500	3363	3420	11735	15385	15646	15948	16219	*	*	*	*	

\* Basic thermal ratings listed are based on an ambient temperature of 68°F(20°C) at sea level. Application-adjusted thermal ratings must be calculated using the application-adjusted thermal factors on page 8 before comparing to the required load. For cooling beyond the range of values listed, contact the Factory.

† Actual sump temperatures will vary based upon exact ambient conditions and load profile.

\* Contact Factory.

Basic Thermal Ratings\* — Hp/Triple Reduction Maximum 180°F Sump Temperature†

HSS rpm	Nom. Ratio	Auxiliary Cooling	DRIVE SIZE																	
			193	197	203	207	213	217	223	227	237	243	247	253	257	263	267	273	277	
1750	40.0	None	*	*	*	*	*	*	*	*	*	*	*	*	*	*	*	*	*	*
		Shaft Fan	669	681	815	829	827	841	834	848	2504	3267	3323	3698	3761	*	*	*	*	*
		Electric Fan	450	454	538	547	*	*	*	*	1690	2212	2250	2516	2558	*	*	*	*	*
	DuraPlate	2569	2613	2598	2642	3295	3351	3377	3434	8965	11316	11507	13511	13740	*	*	*	*	*	
	45.0	None	*	*	*	*	*	*	*	*	*	*	*	*	*	*	*	*	*	*
		Shaft Fan	647	658	822	836	800	814	805	818	2405	3171	3225	3567	3628	*	*	*	*	*
		Electric Fan	430	438	547	556	*	*	*	*	1625	2149	2185	2430	2471	*	*	*	*	*
	DuraPlate	2509	2552	2570	2613	3220	3275	3266	3321	8587	10987	11173	13043	13264	*	*	*	*	*	
	50.0	None	*	*	*	*	*	*	*	*	*	*	*	*	*	*	*	*	*	*
		Shaft Fan	663	674	800	809	875	890	780	800	2340	3035	3086	3461	3519	*	*	*	*	*
		Electric Fan	450	454	528	536	302	307	*	*	1582	2056	2091	2356	2396	*	*	*	*	*
	DuraPlate	2594	2638	2511	2553	3412	3500	3193	3247	8357	10554	10733	12707	12922	*	*	*	*	*	
	56.0	None	*	*	*	*	*	*	*	*	*	*	*	522	531	*	*	*	*	*
		Shaft Fan	656	667	804	817	869	884	855	870	2463	3121	3173	3631	3693	*	*	*	*	*
		Electric Fan	443	451	538	548	305	310	291	296	1723	2171	2208	2560	2603	*	*	*	*	*
	DuraPlate	2530	2573	2575	2619	3372	3429	3385	3442	8225	10337	10512	12459	12670	*	*	*	*	*	
	63.0	None	*	*	*	*	*	*	*	*	*	*	*	500	508	*	*	*	*	*
		Shaft Fan	632	643	807	821	836	851	851	865	2352	3015	3066	3500	3539	*	*	*	*	*
		Electric Fan	426	433	545	554	292	297	295	300	1644	2096	2131	2450	2500	*	*	*	*	*
	DuraPlate	2465	2507	2534	2577	3283	3338	3346	3402	7862	10023	10193	12000	12203	*	*	*	*	*	
71.0	None	*	*	*	*	165	168	*	*	*	*	378	384	480	488	*	*	*	*	
	Shaft Fan	706	718	781	800	1343	1366	864	878	2282	2872	2920	3362	3419	*	*	*	*	*	
	Electric Fan	557	566	526	535	900	910	319	325	1594	2000	2026	2363	2403	*	*	*	*	*	
DuraPlate	2160	2196	2471	2513	3264	3319	3303	3359	7643	9613	9776	11675	11873	*	*	*	*	*		
80.0	None	132	134	169	172	158	161	*	*	*	362	368	500	503	612	622	731	743		
	Shaft Fan	687	700	871	886	1306	1329	1328	1350	1792	2598	2642	2895	2944	2947	3000	3520	3584		
	Electric Fan	540	549	686	700	867	881	881	900	1233	1816	1847	2075	2110	2434	2500	2879	2958		
DuraPlate	2116	2152	2162	2199	3200	3254	3247	3302	5971	8015	8151	9068	9222	8080	8217	13913	14149			
90.0	None	49	50	162	165	167	170	*	*	*	343	350	476	484	593	603	710	722		
	Shaft Fan	585	600	847	862	1358	1381	1292	1314	1750	2500	2522	2807	2854	2874	2923	3442	3500		
	Electric Fan	435	442	666	677	900	910	854	869	1200	1729	1759	2008	2042	2371	2411	2832	2880		
DuraPlate	2080	2115	2119	2155	3427	3500	3183	3237	5822	7708	7838	8850	9000	7920	8054	13631	13862			
100	None	*	*	*	*	*	*	162	165	*	320	326	500	509	622	632	776	789		
	Shaft Fan	579	589	712	724	988	1004	1341	1364	1692	2392	2432	2778	2826	3003	3054	3590	3650		
	Electric Fan	432	439	528	536	543	552	881	900	1157	1665	1693	2002	2036	2466	2508	2958	3008		
DuraPlate	2037	2071	2066	2101	3044	3096	3408	3500	5642	7438	7564	8603	8749	8604	8750	14780	15031			
112	None	*	*	*	*	*	*	*	*	*	307	313	476	484	600	604	753	758		
	Shaft Fan	561	570	714	726	954	970	973	1000	1621	2311	2350	2668	2713	2887	2936	3457	3515		
	Electric Fan	417	424	531	540	522	531	533	542	1107	1605	1633	1919	1952	2369	2409	2848	2896		
DuraPlate	2000	2023	2040	2074	3000	3021	3025	3077	5410	7221	7344	8315	8456	8298	8439	14253	14494			
125	None			*	*			*	*	174	289	294	456	463	572	582	719	731		
	Shaft Fan			692	703			941	957	1575	2201	2250	2582	2626	2803	2850	3354	3411		
	Electric Fan			514	522			513	522	1075	1525	1551	1853	1884	2297	2336	2761	2807		
DuraPlate			2000	2027			2952	3002	5269	6936	7053	8106	8243	8092	8230	13893	14128			

★ Basic thermal ratings listed are based on an ambient temperature of 68°F(20°C) at sea level. Application-adjusted thermal ratings must be calculated using the application-adjusted thermal factors on page 8 before comparing to the required load. For cooling beyond the range of values listed, contact the Factory.

† Actual sump temperatures will vary based upon exact ambient conditions and load profile.

\* Contact Factory.

Basic Thermal Ratings\* — Hp/Triple Reduction Maximum 180°F Sump Temperature†

HSS rpm	Nom. Ratio	Auxiliary Cooling	DRIVE SIZE														
			107	117	127	133	137	143	147	153	157	163	167	173	177	187	
1430	12.5	None												*	*		
		Shaft Fan													617	628	
		Electric Fan													568	578	
	14.0	DuraPlate												1901	1933		
		None	63	92	101	102	104	104	106	*	*	*	*	*	*	*	*
		Shaft Fan	121	191	243	223	227	272	276	376	382	391	400	601	611	560	
	16.0	Electric Fan	110	178	201	238	242	256	260	360	366	431	438	553	563	513	
		DuraPlate	217	307	431	487	500	726	739	1158	1178	1223	1250	1842	1873	1797	
		None	62	88	102	103	105	104	106	*	*	*	*	*	*	*	*
	18.0	Shaft Fan	118	185	243	224	228	270	275	372	378	390	400	617	628	556	
		Electric Fan	107	172	202	238	242	254	258	356	362	429	436	569	579	511	
		DuraPlate	211	297	429	485	493	719	731	1134	1153	1213	1234	1854	1885	1768	
	20.0	None	63	90	100	101	103	101	103	117	*	*	*	*	*	*	*
		Shaft Fan	119	185	238	219	223	261	265	365	371	409	416	626	637	571	
		Electric Fan	109	173	197	233	237	245	250	350	355	450	457	580	590	526	
	22.4	DuraPlate	213	296	418	473	481	692	704	1106	1125	1250	1262	1817	1847	1775	
		None	57	81	91	96	98	101	103	113	*	*	*	*	*	*	*
		Shaft Fan	110	170	220	207	211	255	260	345	350	379	386	600	611	579	
	25.0	Electric Fan	100	158	181	221	225	241	245	330	336	416	423	556	566	536	
		DuraPlate	200	273	391	451	458	674	685	1042	1060	1133	1153	1750	1779	1750	
None		56	78	91	97	98	100	102	112	*	*	*	*	*	*	*	
28.0	Shaft Fan	107	164	219	207	211	252	257	338	343	376	382	610	621	568		
	Electric Fan	97	153	182	221	224	238	242	324	329	412	419	566	576	525		
	DuraPlate	193	264	389	450	456	665	677	1018	1035	1123	1142	1755	1785	1693		
31.5	None	57	79	89	94	96	96	98	109	*	*	*	*	*	*	*	
	Shaft Fan	108	164	214	202	205	242	246	330	335	390	400	656	667	574		
	Electric Fan	99	153	177	215	219	228	232	316	321	427	434	616	626	531		
35.5	DuraPlate	195	263	379	436	443	637	648	1000	1007	1144	1164	1786	1817	1690		
	None	47	69	75	87	89	102	104	122	124	131	133	174	176	179		
	Shaft Fan	91	145	180	182	185	238	242	321	326	364	370	627	638	652		
40.0	Electric Fan	83	135	150	194	197	225	229	308	314	395	402	589	600	611		
	DuraPlate	161	227	319	388	395	500	504	973	1000	847	861	1720	1750	1788		
	None	45	66	76	87	89	101	102	119	121	130	132	178	181	175		
45.0	Shaft Fan	89	140	180	182	185	235	239	313	319	360	366	634	645	636		
	Electric Fan	81	130	150	193	196	222	226	302	307	391	400	600	605	600		
	DuraPlate	156	219	318	386	393	490	500	949	965	837	852	1721	1751	1750		
50.0	None	46	67	74	85	87	96	98	116	118	136	138	179	182	177		
	Shaft Fan	90	141	176	177	180	225	229	306	311	372	378	618	629	638		
	Electric Fan	82	131	146	188	192	213	216	294	300	403	410	581	591	600		
56.0	DuraPlate	158	219	310	376	382	470	478	924	940	855	869	1661	1689	1750		
	None	43	62	70	74	75	77	79	116	118	125	126	169	172	176		
	Shaft Fan	84	132	166	159	162	197	200	301	306	338	344	589	600	615		
55.0	Electric Fan	77	123	138	170	173	185	188	290	295	367	373	553	562	577		
	DuraPlate	150	206	294	350	352	428	435	902	917	780	800	1595	1622	1662		
	None	42	60	70	74	75	76	78	113	115	123	125	172	175	171		
60.0	Shaft Fan	82	127	166	159	162	194	197	294	300	334	340	600	605	600		
	Electric Fan	74	118	138	169	172	183	186	283	288	362	369	559	569	561		
	DuraPlate	144	200	293	345	351	423	430	878	900	772	785	1596	1623	1620		
65.0	None	42	61	68	72	73	73	74	110	112	128	130	176	179	173		
	Shaft Fan	83	127	162	155	157	186	189	285	290	345	351	586	600	600		
	Electric Fan	75	119	134	165	168	175	178	275	279	374	380	551	560	563		
70.0	DuraPlate	146	200	286	335	341	405	411	852	866	788	801	1547	1573	1612		
	None	42	59	68	70	71	75	76	86	87	64	65	165	168	173		
	Shaft Fan	82	127	160	150	152	187	190	254	259	254	259	556	566	582		
75.0	Electric Fan	74	118	133	159	162	176	179	244	250	280	285	523	532	547		
	DuraPlate	144	202	280	322	327	401	408	788	802	652	663	1482	1508	1547		

\* Basic thermal ratings listed are based on an ambient temperature of 68°F(20°C) at sea level. Application-adjusted thermal ratings must be calculated using the application-adjusted thermal factors on page 8 before comparing to the required load. For cooling beyond the range of values listed, contact the Factory.

† Actual sump temperatures will vary based upon exact ambient conditions and load profile.

\* Contact Factory.

## Basic Thermal Ratings\* — Hp/Triple Reduction Maximum 180°F Sump Temperature†

HSS rpm	Nom. Ratio	Auxiliary Cooling	DRIVE SIZE													
			107	117	127	133	137	143	147	153	157	163	167	173	177	187
1430	63.0	None	40	57	67	70	71	74	75	84	85	63	64	168	171	167
		Shaft Fan	79	123	157	150	151	184	187	250	252	250	255	562	571	564
		Electric Fan	72	114	131	158	161	174	177	238	242	276	281	529	538	531
		DuraPlate	139	195	271	315	320	400	403	768	781	644	655	1500	1510	1507
	71.0	None	41	58	65	68	69	70	71	81	83	66	67	153	156	169
		Shaft Fan	80	123	153	145	147	175	178	241	245	260	265	475	483	565
		Electric Fan	73	114	127	154	157	165	168	231	235	287	292	450	455	532
		DuraPlate	141	194	264	306	311	378	384	746	759	660	671	900	911	1500
	80.0	None	37	48	61	62	63	73	74	94	95	104	106	156	158	155
		Shaft Fan	71	100	139	128	130	166	169	234	238	269	274	480	488	482
		Electric Fan	64	93	116	136	138	157	160	225	229	291	296	453	460	455
		DuraPlate	104	134	177	200	202	264	269	471	479	560	569	900	916	910
	90.0	None	38	49	59	61	62	69	71	91	93	109	111	154	157	156
		Shaft Fan	72	100	136	125	127	159	161	228	231	278	283	469	477	483
		Electric Fan	65	93	113	132	134	150	153	219	223	301	306	442	450	456
		DuraPlate	105	135	172	193	197	253	257	458	466	573	583	874	889	908
	100	None	37	48	58	59	60	70	71	92	93	105	107	145	147	152
		Shaft Fan	70	101	133	120	122	159	161	227	231	268	272	450	453	466
		Electric Fan	64	94	111	127	130	150	153	219	223	289	294	420	427	439
		DuraPlate	103	137	168	187	190	251	255	455	463	546	555	835	849	872
	112	None	35	46	58	59	60	69	70	89	91	104	105	148	150	147
		Shaft Fan	68	97	132	120	122	157	159	221	225	264	268	450	458	452
		Electric Fan	62	90	110	127	129	148	151	213	217	285	290	425	432	426
		DuraPlate	100	133	167	186	189	250	252	444	451	539	548	840	854	848
125	None	36	47	56	57	58	66	67	87	88	109	111			148	
	Shaft Fan	69	98	128	117	119	150	152	215	219	273	278			453	
	Electric Fan	62	91	107	125	126	141	144	207	211	295	300			427	
	DuraPlate	101	132	162	181	184	236	240	431	438	553	563			847	

★ Basic thermal ratings listed are based on an ambient temperature of 68°F(20°C) at sea level. Application-adjusted thermal ratings must be calculated using the application-adjusted thermal factors on page 8 before comparing to the required load. For cooling beyond the range of values listed, contact the Factory.

† Actual sump temperatures will vary based upon exact ambient conditions and load profile.

\* Contact Factory.

Basic Thermal Ratings\* — Hp/Triple Reduction Maximum 180°F Sump Temperature†

HSS rpm	Nom. Ratio	Auxiliary Cooling	DRIVE SIZE																
			193	197	203	207	213	217	223	227	237	243	247	253	257	263	267	273	277
1430	8.00	None	*	*			*	*											
		Shaft Fan	*	*			*	*											
		Electric Fan	*	*			*	*											
		DuraPlate	4659	4738			2314	2353											
	9.00	None	*	*	*	*	*	*	*	*									
		Shaft Fan	*	*	*	*	*	*	*	*									
		Electric Fan	*	*	*	*	*	*	*	*									
		DuraPlate	4699	4779	4336	4410	2915	2965	1030	1047									
	10.0	None	*	*	*	*	*	*	*	*									
		Shaft Fan	*	*	*	*	*	*	*	*									
		Electric Fan	*	*	*	*	*	*	*	*									
		DuraPlate	4639	4717	4471	4547	3113	3166	2000	2030									
	11.2	None	*	*	*	*	*	*	*	*									
		Shaft Fan	*	*	*	*	*	*	*	*									
		Electric Fan	*	*	*	*	*	*	*	*									
		DuraPlate	4605	4683	4447	4522	3915	4000	2349	2388									
12.5	None	*	*	*	*	*	*	*	*										
	Shaft Fan	480	488	*	*	*	*	*	*										
	Electric Fan	*	*	*	*	*	*	*	*										
	DuraPlate	3656	3718	4502	4578	3941	4008	3412	3500										
14.0	None	*	*	*	*	*	*	*	*	*	*	*	*	*	*	*	*	*	
	Shaft Fan	505	514	519	528	*	*	*	*	*	*	*	2468	2510					
	Electric Fan	393	400	*	*	*	*	*	*	*	*	*	*	*					
	DuraPlate	3610	3671	3579	3639	3938	4005	3658	3720	8176	*	*	20462	20809					
16.0	None	*	*	*	*	*	*	*	*	*	*	*	*	*	*	*	*	*	
	Shaft Fan	500	505	571	581	*	*	*	*	*	*	*	1719	1750					
	Electric Fan	387	394	*	*	*	*	*	*	*	*	*	*	*					
	DuraPlate	3531	3591	3572	3633	3898	4000	3730	3794	6092	*	*	14347	14591					
18.0	None	*	*	*	*	*	*	*	*	*	*	*	*	*	*	*	*	*	
	Shaft Fan	553	562	569	579	*	*	*	*	*	*	*	2028	2062					
	Electric Fan	450	456	*	*	*	*	*	*	*	*	*	*	*					
	DuraPlate	3411	3500	3501	3560	4028	4096	3721	3784	6012	*	*	14156	14396					
20.0	None	*	*	*	*	*	*	*	*	*	*	*	*	*	*	*	*	*	
	Shaft Fan	559	569	647	658	*	*	*	*	*	*	*	2172	2208					
	Electric Fan	456	464	520	529	*	*	*	*	*	*	*	*	*					
	DuraPlate	3349	3406	3371	3429	3928	4000	3926	4000	5930	*	*	13950	14187					
22.4	None	*	*	*	*	*	*	*	*	*	*	*	*	*	*	*	*	*	
	Shaft Fan	542	551	670	682	*	*	*	*	*	*	*	3845	3911	2718	2764	*	*	
	Electric Fan	442	450	543	553	*	*	*	*	*	*	*	1728	1758	*	*	*	*	
	DuraPlate	3270	3325	3340	3396	3851	3916	3847	3912	8279	6910	7027	17092	17381	19903	20240	*	*	
25.0	None	*	*	*	*	*	*	*	*	*	*	*	*	*	*	*	*	*	
	Shaft Fan	737	750	652	663	*	*	*	*	*	*	*	3812	3877	2786	2833	*	*	
	Electric Fan	648	659	529	538	*	*	*	*	*	*	*	1754	1784	1276	1298	*	*	
	DuraPlate	2509	2552	3263	3319	3806	3871	3780	3844	8094	6731	6845	16725	17008	19591	19923	*	*	
28.0	None	*	*	*	*	*	*	*	*	*	*	*	*	*	*	*	*	*	
	Shaft Fan	733	746	889	904	1038	1056	*	*	*	*	*	3708	3771	3809	3874	*	*	
	Electric Fan	646	657	779	800	680	692	*	*	*	*	*	2001	2034	2398	2439	*	*	
	DuraPlate	2468	2510	2500	2527	3174	3227	3759	3823	8347	7347	7471	15016	15271	18787	19105	*	*	
31.5	None	*	*	*	*	*	*	*	*	*	*	*	*	*	*	*	*	*	
	Shaft Fan	710	722	900	914	1009	1026	1005	1022	*	*	*	3606	3668	3739	3803	*	*	
	Electric Fan	624	635	790	803	661	672	651	662	*	*	*	1959	2000	2376	2416	*	*	
	DuraPlate	2408	2448	2466	2508	3104	3157	3136	3189	8007	7139	7260	14527	14773	18263	18572	*	*	
35.5	None	*	*	*	*	*	*	*	*	*	*	*	*	*	*	*	*	*	
	Shaft Fan	674	685	871	885	1059	1077	980	1000	*	*	*	3507	3567	3673	3736	*	*	
	Electric Fan	600	605	765	778	723	735	635	646	*	*	*	1906	1938	2342	2382	*	*	
	DuraPlate	2250	2276	2407	2448	3048	3100	3070	3122	7797	6847	6963	14164	14404	17912	18215	*	*	

\* Basic thermal ratings listed are based on an ambient temperature of 68°F(20°C) at sea level. Application-adjusted thermal ratings must be calculated using the application-adjusted thermal factors on page 8 before comparing to the required load. For cooling beyond the range of values listed, contact the Factory.

† Actual sump temperatures will vary based upon exact ambient conditions and load profile.

\* Contact Factory.

Basic Thermal Ratings\* — Hp/Triple Reduction Maximum 180°F Sump Temperature†

HSS rpm	Nom. Ratio	Auxiliary Cooling	DRIVE SIZE																	
			193	197	203	207	213	217	223	227	237	243	247	253	257	263	267	273	277	
1430	40.0	None	*	*	*	*	*	*	*	*	*	*	*	*	*	*	*	*	*	*
		Shaft Fan	668	679	817	830	1017	1034	1038	1056	1385	1871	1903	4463	4539	3703	3766	*	*	
		Electric Fan	591	601	720	732	700	705	705	717	1000	1382	1406	2714	2760	2527	2570	*	*	
	DuraPlate	2198	2250	2220	2258	2944	3000	3024	3076	6613	8285	8426	12208	12415	13135	13358	*	*		
	45.0	None	*	*	*	*	*	*	*	*	*	*	*	561	571	*	*	*	*	
		Shaft Fan	645	656	822	836	983	1000	1000	1014	1331	1815	1846	4292	4365	3593	3654	*	*	
		Electric Fan	570	580	726	739	668	679	676	687	963	1343	1366	2608	2652	2454	2500	*	*	
	DuraPlate	2144	2180	2199	2250	2874	2923	2920	3000	6333	8037	8174	11770	11970	12759	12975	*	*		
	50.0	None	*	*	*	*	*	*	*	*	*	*	*	543	552	*	*	*	*	
		Shaft Fan	651	662	800	808	1034	1052	965	981	1294	1750	1763	4158	4228	3510	3569	*	*	
		Electric Fan	575	585	702	714	711	723	653	664	937	1283	1305	2522	2564	2396	2436	*	*	
	DuraPlate	2204	2250	2146	2182	3028	3079	2851	2899	6161	7707	7837	11456	11650	12505	12717	*	*		
	56.0	None	*	*	*	*	*	*	*	*	*	*	*	653	664	*	*	*	*	
		Shaft Fan	643	654	789	803	1021	1038	1016	1033	1436	1857	1889	4186	4257	3765	3829	*	*	
		Electric Fan	569	579	700	708	703	715	700	708	1079	1414	1438	2607	2651	2585	2629	*	*	
	DuraPlate	2152	2188	2186	2223	3000	3037	3003	3054	6128	7610	7739	11157	11346	13794	14028	*	*		
	63.0	None	*	*	*	*	*	*	*	*	*	*	*	622	632	*	*	*	*	
		Shaft Fan	620	630	800	806	983	1000	1003	1020	1370	1792	1822	4010	4078	3619	3680	*	*	
		Electric Fan	548	557	701	712	675	686	688	700	1029	1364	1387	2500	2534	2500	2525	*	*	
	DuraPlate	2093	2129	2155	2191	2904	2954	2963	3013	5855	7372	7497	10738	10920	13273	13498	*	*		
71.0	None	102	103	*	*	229	233	*	*	*	*	*	600	606	*	*	*	*		
	Shaft Fan	545	554	443	451	1166	1185	1000	1008	1327	1701	1730	3876	3942	3513	3573	*	*		
	Electric Fan	492	501	358	364	929	944	685	700	1000	1294	1316	2402	2442	2408	2448	*	*		
DuraPlate	1711	1750	1790	1821	2687	2732	2906	2956	5689	7057	7177	10439	10616	12933	13153	*	*			
80.0	None	97	99	125	127	219	223	223	227	304	483	491	564	573	385	392	*	*		
	Shaft Fan	529	538	671	683	1132	1151	1152	1171	1548	2266	2304	3283	3339	2943	3000	3369	3435		
	Electric Fan	477	485	607	617	900	915	916	931	1275	1887	1919	2072	2107	2071	2106	2336	2375		
DuraPlate	1673	1702	1712	1750	2630	2675	2671	2716	4866	6569	6680	8167	8305	7005	7124	11677	11874			
90.0	None	98	100	119	121	*	*	*	*	295	456	464	541	550	373	379	*	*		
	Shaft Fan	531	540	652	663	977	1000	1119	1138	1506	2159	2195	3184	3238	2870	2918	3290	3346		
	Electric Fan	478	486	588	600	735	747	888	903	1250	1796	1826	2003	2037	2015	2050	2272	2310		
DuraPlate	1750	1762	1750	1771	2614	2658	2615	2659	4742	6307	6414	7964	8099	6862	6979	11432	11626			
100	None	98	100	117	119	*	*	*	*	*	*	*	552	562	405	412	412	419		
	Shaft Fan	525	534	645	656	961	977	963	979	1128	1406	1430	3127	3180	3019	3070	3456	3514		
	Electric Fan	474	482	581	590	722	735	723	735	871	1068	1086	2000	2016	2105	2141	2387	2428		
DuraPlate	1699	1728	1720	1750	2578	2622	2595	2639	4289	5416	5507	7597	7725	7458	7584	12388	12598			
112	None	93	95	120	122	*	*	*	*	*	*	*	525	534	386	393	396	402		
	Shaft Fan	508	517	648	659	928	944	947	963	1078	1355	1378	3004	3055	2901	2950	3326	3383		
	Electric Fan	458	466	584	600	700	708	710	723	833	1028	1046	1899	1931	2019	2054	2296	2335		
DuraPlate	1657	1685	1701	1730	2512	2555	2560	2603	4111	5251	5340	7337	7461	7187	7309	11941	12144			
125	None			115	117			*	*	*	*	*	503	511	372	378	381	388		
	Shaft Fan			627	637			915	931	1047	1285	1307	2909	2959	2816	2864	3226	3281		
	Electric Fan			564	574			685	700	808	974	1000	1833	1864	1957	2000	2212	2261		
DuraPlate			1659	1688			2500	2537	4001	5032	5117	7147	7268	7005	7123	11633	11830			

★ Basic thermal ratings listed are based on an ambient temperature of 68°F(20°C) at sea level. Application-adjusted thermal ratings must be calculated using the application-adjusted thermal factors on page 8 before comparing to the required load. For cooling beyond the range of values listed, contact the Factory.

† Actual sump temperatures will vary based upon exact ambient conditions and load profile.

\* Contact Factory.

Basic Thermal Ratings\* — Hp/Triple Reduction Maximum 180°F Sump Temperature†

HSS rpm	Nom. Ratio	Auxiliary Cooling	DRIVE SIZE														
			107	117	127	133	137	143	147	153	157	163	167	173	177	187	
1170	12.5	None												195	200		
		Shaft Fan													625	636	
		Electric Fan													712	724	
		DuraPlate													1590	1617	
	14.0	None	61	89	101	105	107	117	119	148	150	160	162	188	191	171	
		Shaft Fan	100	157	200	187	191	234	238	335	341	377	383	601	612	574	
		Electric Fan	106	171	196	233	237	262	266	385	391	490	500	685	700	656	
		DuraPlate	171	243	338	382	388	571	581	914	929	1000	1012	1532	1558	1501	
	16.0	None	60	86	101	105	107	116	118	146	150	159	161	196	200	170	
		Shaft Fan	96	151	200	187	191	232	236	329	335	373	380	613	623	564	
		Electric Fan	103	165	196	233	237	259	264	377	384	486	494	700	708	644	
		DuraPlate	167	234	337	380	387	565	574	900	908	986	1002	1540	1566	1470	
	18.0	None	57	87	100	103	105	111	113	143	146	168	171	200	203	177	
		Shaft Fan	94	152	195	183	186	223	227	322	327	389	400	600	607	571	
		Electric Fan	100	165	191	228	231	250	254	369	375	504	512	677	688	652	
		DuraPlate	168	234	328	371	377	542	551	870	884	1008	1025	1500	1512	1472	
	20.0	None	52	75	90	96	98	108	110	133	135	152	155	190	193	180	
		Shaft Fan	86	135	178	172	175	216	219	300	304	350	353	570	579	553	
		Electric Fan	92	147	175	214	217	241	245	342	350	450	456	646	657	629	
		DuraPlate	152	211	304	351	357	524	533	811	825	903	918	1426	1451	1410	
22.4	None	51	72	90	97	98	107	109	130	133	151	153	195	200	176		
	Shaft Fan	84	129	178	171	174	213	217	292	300	343	350	577	587	540		
	Electric Fan	90	141	175	213	217	238	242	334	340	443	451	654	665	614		
	DuraPlate	148	203	303	350	355	517	526	800	805	900	909	1431	1456	1376		
25.0	None	54	73	88	94	96	102	104	127	130	158	161	219	223	179		
	Shaft Fan	88	130	174	167	170	204	207	284	289	355	361	569	579	543		
	Electric Fan	94	142	170	208	211	227	231	326	331	458	466	638	649	617		
	DuraPlate	150	203	295	339	345	500	503	770	783	913	928	1415	1439	1373		
28.0	None	45	67	74	81	82	93	95	125	127	148	150	208	211	216		
	Shaft Fan	75	119	147	145	147	186	190	266	270	314	320	542	552	565		
	Electric Fan	80	130	144	180	183	208	212	303	308	401	408	609	619	635		
	DuraPlate	126	179	250	296	301	376	382	748	761	668	680	1358	1381	1415		
31.5	None	44	64	75	81	82	92	94	123	125	146	148	212	215	210		
	Shaft Fan	72	114	147	144	147	184	187	260	264	310	315	548	558	550		
	Electric Fan	77	125	144	180	183	206	209	296	301	400	403	615	625	618		
	DuraPlate	122	172	250	294	300	371	377	729	742	660	672	1362	1385	1380		
35.5	None	45	65	73	79	80	88	90	120	122	152	155	207	210	212		
	Shaft Fan	73	115	144	141	143	176	179	253	257	321	326	529	538	552		
	Electric Fan	78	125	141	175	178	197	200	288	293	408	415	593	603	619		
	DuraPlate	123	173	242	287	291	355	361	710	722	676	688	1308	1330	1374		
40.0	None	42	60	68	74	75	83	85	103	105	101	103	195	200	204		
	Shaft Fan	68	107	135	132	134	166	169	231	235	247	251	503	511	526		
	Electric Fan	73	117	133	165	167	186	189	265	269	324	330	564	573	589		
	DuraPlate	116	162	229	270	274	337	342	673	684	565	574	1252	1273	1307		
45.0	None	40	58	69	74	75	82	84	100	102	100	101	200	202	197		
	Shaft Fan	66	103	135	132	134	164	167	225	229	243	250	508	517	510		
	Electric Fan	71	112	133	164	167	184	187	258	262	320	325	570	579	572		
	DuraPlate	112	156	229	268	273	332	338	655	666	558	567	1256	1277	1272		
50.0	None	41	59	67	72	73	78	80	98	100	105	106	150	151	200		
	Shaft Fan	67	104	132	128	131	157	159	219	222	253	257	439	450	511		
	Electric Fan	72	113	129	160	163	175	178	251	255	331	336	500	505	573		
	DuraPlate	114	156	223	261	266	318	323	635	646	572	582	1149	1169	1267		
56.0	None	40	57	66	70	71	79	81	100	101	103	105	139	142	145		
	Shaft Fan	66	103	130	125	126	157	160	219	223	245	250	415	422	433		
	Electric Fan	71	113	127	154	157	176	178	250	255	318	323	470	478	491		
	DuraPlate	112	158	219	250	255	315	320	616	626	539	548	1097	1116	1147		

\* Basic thermal ratings listed are based on an ambient temperature of 68°F(20°C) at sea level. Application-adjusted thermal ratings must be calculated using the application-adjusted thermal factors on page 8 before comparing to the required load. For cooling beyond the range of values listed, contact the Factory.

† Actual sump temperatures will vary based upon exact ambient conditions and load profile.

\* Contact Factory.

## Basic Thermal Ratings\* — Hp/Triple Reduction Maximum 180°F Sump Temperature†

HSS rpm	Nom. Ratio	Auxiliary Cooling	DRIVE SIZE													
			107	117	127	133	137	143	147	153	157	163	167	173	177	187
1170	63.0	None	39	55	65	70	71	78	80	97	98	102	103	142	145	140
		Shaft Fan	64	100	128	123	125	155	158	214	217	241	245	420	427	420
		Electric Fan	68	109	125	152	155	173	176	244	250	313	318	476	484	476
		DuraPlate	108	152	212	245	250	311	316	600	610	532	541	1102	1121	1115
	71.0	None	39	56	64	68	69	74	76	94	95	107	109	161	164	141
		Shaft Fan	65	100	125	120	122	147	150	207	211	251	255	395	402	421
		Electric Fan	69	109	122	148	151	165	167	237	241	324	330	442	450	477
		DuraPlate	109	152	207	239	243	296	301	583	593	546	556	706	718	1111
	80.0	None	35	45	57	59	60	70	71	92	93	108	109	164	167	163
		Shaft Fan	56	79	111	103	105	134	136	190	193	224	228	400	407	401
		Electric Fan	60	87	109	128	130	150	151	215	219	285	290	450	454	450
		DuraPlate	81	105	138	154	157	205	209	363	369	436	444	711	723	717
	90.0	None	35	45	56	57	58	67	68	89	91	112	114	161	164	164
		Shaft Fan	57	80	108	100	102	128	130	184	187	232	236	390	400	402
		Electric Fan	61	87	106	125	126	142	145	209	213	295	300	435	442	450
		DuraPlate	82	105	135	150	153	196	200	353	359	450	456	690	702	717
	100	None	34	45	55	55	56	67	68	89	91	108	110	151	154	159
		Shaft Fan	56	80	106	96	98	128	130	184	187	223	226	369	375	386
		Electric Fan	60	88	104	120	122	142	144	209	212	282	287	412	419	431
		DuraPlate	81	107	132	145	147	195	200	351	357	427	434	657	668	687
	112	None	33	43	54	55	56	66	67	89	91	106	108	154	157	153
		Shaft Fan	54	77	105	96	98	126	128	184	187	219	223	374	380	374
		Electric Fan	58	85	103	119	121	140	142	209	212	278	282	417	424	418
		DuraPlate	78	103	130	144	147	192	196	341	350	421	429	662	674	667
	125	None	34	44	53	54	55	63	64	84	86	112	114			154
		Shaft Fan	55	78	102	94	95	120	122	174	177	228	232			376
		Electric Fan	59	85	100	116	118	133	135	197	201	288	293			419
		DuraPlate	79	103	127	140	143	183	186	332	337	434	441			667

★ Basic thermal ratings listed are based on an ambient temperature of 68°F(20°C) at sea level. Application-adjusted thermal ratings must be calculated using the application-adjusted thermal factors on page 8 before comparing to the required load. For cooling beyond the range of values listed, contact the Factory.

† Actual sump temperatures will vary based upon exact ambient conditions and load profile.

\* Contact Factory.

Basic Thermal Ratings\* — Hp/Triple Reduction Maximum 180°F Sump Temperature†

HSS rpm	Nom. Ratio	Auxiliary Cooling	DRIVE SIZE																
			193	197	203	207	213	217	223	227	237	243	247	253	257	263	267	273	277
1170	8.00	None	*	*			*	*											
		Shaft Fan	406	413			*	*											
		Electric Fan	506	514			*	*											
		DuraPlate	4183	4254			4000	4038											
	9.00	None	*	*	*	*	*	*	*	*									
		Shaft Fan	467	474	344	350	*	*	*	*									
		Electric Fan	567	577	457	464	*	*	*	*									
		DuraPlate	4160	4231	4012	4080	4144	4214	3375	3432									
	10.0	None	*	*	*	*	*	*	*	*									
		Shaft Fan	473	481	450	455	*	*	*	*									
		Electric Fan	571	580	565	574	*	*	*	*									
		DuraPlate	4079	4148	4051	4119	4165	4235	3709	3772									
	11.2	None	*	*	*	*	*	*	*	*									
		Shaft Fan	540	550	474	482	*	*	*	*									
		Electric Fan	635	645	589	600	*	*	*	*									
		DuraPlate	4000	4038	4000	4054	4498	4575	3798	3863									
	12.5	None	*	*	*	*	*	*	*	*									
		Shaft Fan	664	675	600	609	627	637	*	*									
Electric Fan		749	762	712	724	548	557	*	*										
DuraPlate		3099	3151	3920	4000	3884	3950	4247	4319										
14.0	None	*	*	*	*	*	*	*	*	*	*	*	*	*	*	*	*	*	
	Shaft Fan	672	683	775	788	661	672	500	509	*	*	*	*	*	*	*	*	*	
	Electric Fan	756	769	879	900	584	600	425	432	*	*	*	*	*	*	*	*	*	
	DuraPlate	3051	3103	3051	3102	3810	3874	3739	3803	8328	5311	5401	9882	10049	6700	6814	30026	30535	
16.0	None	*	*	*	*	*	*	*	*	*	*	*	*	*	*	*	*	*	
	Shaft Fan	652	663	803	817	661	673	567	576	*	*	*	*	*	*	*	*	*	
	Electric Fan	734	746	907	922	586	600	492	501	*	*	*	*	*	*	*	*	*	
	DuraPlate	3000	3027	3035	3086	3741	3805	3699	3761	6348	3834	3899	7029	7148	10838	11022	29476	29975	
18.0	None	*	*	*	*	*	*	*	*	*	*	*	*	*	*	*	*	*	
	Shaft Fan	653	664	784	800	808	822	582	592	*	*	*	*	*	*	*	*	*	
	Electric Fan	729	741	884	900	734	747	509	518	*	*	*	*	*	*	*	*	*	
	DuraPlate	2839	2887	2964	3014	3688	3751	3646	3707	6144	3874	3940	6986	7104	10794	10977	28843	29331	
20.0	None	*	*	*	*	*	*	*	*	*	*	*	*	*	*	*	*	*	
	Shaft Fan	652	663	781	800	800	805	756	769	*	*	*	*	*	*	*	*	*	
	Electric Fan	727	739	875	889	720	733	684	700	*	*	*	*	*	*	*	*	*	
	DuraPlate	2786	2833	2810	2858	3576	3637	3630	3691	6003	3846	3911	6895	7011	10703	10884	28364	28845	
22.4	None	*	*	*	*	*	*	*	*	*	*	*	*	*	*	*	*	*	
	Shaft Fan	629	640	800	808	770	783	750	763	660	*	*	*	*	*	*	*	3293	
	Electric Fan	702	714	887	902	701	713	680	692	648	*	*	*	*	*	*	*	2002	
	DuraPlate	2715	2761	2783	2830	3500	3555	3526	3586	7355	7858	7991	9730	9895	13138	13360	21713	22081	
25.0	None	*	*	*	*	*	*	*	*	*	*	*	*	*	*	*	*	*	
	Shaft Fan	682	700	769	782	836	850	735	747	659	*	*	*	*	*	*	*	3331	
	Electric Fan	746	759	859	874	770	783	667	678	647	*	*	*	*	*	*	*	2071	
	DuraPlate	2040	2075	2714	2760	3376	3433	3451	3509	7170	7556	7684	9509	9671	12916	13135	21307	21668	
28.0	None	*	*	*	*	*	*	*	*	*	*	*	*	*	*	*	*	*	
	Shaft Fan	677	689	826	840	1098	1116	810	824	922	*	*	1461	1500	*	*	*	4245	
	Electric Fan	741	753	904	920	1036	1053	744	757	910	*	*	722	734	*	*	*	3074	
	DuraPlate	2007	2041	2020	2054	2681	2726	3343	3399	7138	7616	7745	9759	9925	12594	12807	20370	20715	
31.5	None	*	*	*	*	*	*	*	*	*	*	*	*	*	*	*	*	*	
	Shaft Fan	655	666	832	846	1064	1082	1074	1092	900	*	*	1432	1456	*	*	*	4147	
	Electric Fan	716	728	910	926	1004	1021	1012	1030	881	*	*	718	730	*	*	*	3016	
	DuraPlate	1955	2000	2007	2041	2617	2661	2653	2698	6833	7373	7498	9440	9600	12232	12440	19742	20077	
35.5	None	*	*	*	*	*	*	*	*	*	*	*	*	*	*	*	*	*	
	Shaft Fan	611	621	805	819	1066	1084	1042	1060	871	*	*	1393	1416	*	*	*	4058	
	Electric Fan	668	679	881	900	1009	1026	983	1000	860	*	*	700	712	*	*	*	2955	
	DuraPlate	1808	1839	1955	2000	2542	2585	2591	2635	6645	7046	7166	9192	9348	11983	12186	19309	19636	

\* Basic thermal ratings listed are based on an ambient temperature of 68°F(20°C) at sea level. Application-adjusted thermal ratings must be calculated using the application-adjusted thermal factors on page 8 before comparing to the required load. For cooling beyond the range of values listed, contact the Factory.

† Actual sump temperatures will vary based upon exact ambient conditions and load profile.

\* Contact Factory.

Basic Thermal Ratings\* — Hp/Triple Reduction Maximum 180°F Sump Temperature†

HSS rpm	Nom. Ratio	Auxiliary Cooling	DRIVE SIZE																
			193	197	203	207	213	217	223	227	237	243	247	253	257	263	267	273	277
1170	40.0	None	130	132	*	*	*	*	*	*	*	*	*	*	*	*	*	*	*
		Shaft Fan	606	616	741	754	1021	1039	1049	1067	1437	1923	1956	2921	3000	2613	2657	4107	4176
		Electric Fan	661	672	811	824	966	982	1000	1009	1426	1919	1952	2036	2071	1796	1826	3116	3169
		DuraPlate	1777	1807	1792	1822	2451	2500	2522	2564	5359	6730	6844	8791	8940	9944	10112	14472	14717
	45.0	None	125	126	159	162	*	*	*	*	*	*	*	*	*	*	*	*	*
		Shaft Fan	585	600	746	758	987	1004	1004	1021	1375	1858	1890	2804	2852	2529	2572	3977	4045
		Electric Fan	639	649	814	828	933	948	949	965	1365	1854	1886	1954	2000	1750	1768	3038	3070
		DuraPlate	1730	1760	1778	1808	2388	2428	2429	2470	5126	6518	6629	8463	8607	9647	9811	14020	14257
	50.0	None	*	*	*	*	*	*	*	*	*	*	*	*	*	*	*	*	*
		Shaft Fan	450	456	720	733	1022	1040	971	987	1335	1767	1797	2710	2756	2464	2506	3873	3939
		Electric Fan	503	512	787	801	966	983	917	933	1325	1763	1793	1886	1918	1693	1722	2950	3000
		DuraPlate	1607	1634	1750	1761	2504	2546	2368	2408	4983	6237	6342	8223	8362	9444	9604	13702	13934
	56.0	None	*	*	*	*	*	*	*	*	*	302	307	*	*	*	*	*	655
		Shaft Fan	445	452	543	552	1005	1022	1005	1022	1410	1804	1835	2802	2850	2649	2694	4093	4162
		Electric Fan	500	507	609	619	950	966	950	966	1400	1801	1831	2001	2035	1839	1870	3125	3178
		DuraPlate	1573	1600	1590	1617	2465	2507	2500	2523	4940	6112	6216	8086	8223	10369	10544	14691	14941
	63.0	None	*	*	*	*	*	*	*	*	*	290	295	*	*	*	*	*	629
		Shaft Fan	427	434	548	557	968	984	988	1005	1343	1750	1767	2679	2725	2542	2585	3934	4001
		Electric Fan	479	487	613	624	914	930	934	950	1334	1750	1764	1910	1943	1763	1793	3003	3054
		DuraPlate	1526	1552	1574	1601	2393	2434	2443	2500	4715	5914	6014	7771	7903	9969	10138	14119	14358
71.0	None	136	139	*	*	182	185	*	*	*	*	*	*	*	*	*	*	607	
	Shaft Fan	466	474	527	536	861	876	964	980	1300	1647	1675	2583	2627	2463	2505	3812	3876	
	Electric Fan	504	512	591	601	821	835	911	926	1291	1644	1672	1838	1869	1706	1750	2882	2956	
	DuraPlate	1359	1382	1529	1555	2006	2040	2384	2424	4578	5651	5747	7541	7669	9704	9869	13729	13962	
80.0	None	130	133	167	170	174	177	177	180	345	545	554	521	530	560	569	614	624	
	Shaft Fan	451	459	574	584	834	848	849	864	1263	1868	1899	2542	2585	2737	2783	3198	3252	
	Electric Fan	489	500	621	632	800	809	810	823	1255	1865	1897	1919	1951	2140	2176	2490	2533	
	DuraPlate	1327	1350	1360	1383	1959	2000	2000	2024	3750	5098	5184	6235	6341	5800	5899	9478	9639	
90.0	None	128	130	161	163	181	184	170	173	334	514	523	500	509	541	550	593	603	
	Shaft Fan	451	459	556	566	865	880	823	837	1228	1776	1806	2461	2502	2667	2712	3113	3165	
	Electric Fan	489	500	603	613	824	838	784	800	1221	1774	1804	1854	1885	2082	2117	2421	2462	
	DuraPlate	1367	1390	1362	1385	2082	2118	1944	1977	3653	4885	4968	6071	6174	5676	5772	9272	9429	
100	None	128	131	154	157	178	181	177	180	201	246	250	296	301	240	244	*	*	
	Shaft Fan	450	454	548	557	850	865	853	867	1055	1399	1423	2146	2182	2400	2440	2524	2566	
	Electric Fan	484	493	600	605	809	823	812	825	1047	1396	1420	1562	1588	1769	1799	1799	1830	
	DuraPlate	1342	1365	1354	1377	2052	2086	2065	2100	3422	4398	4472	5636	5731	5774	5872	9357	9515	
112	None	123	125	158	160	169	172	173	176	191	236	240	281	286	229	233	*	*	
	Shaft Fan	431	439	551	560	820	834	838	852	1008	1347	1370	2057	2091	2302	2341	2426	2467	
	Electric Fan	468	476	600	607	781	800	800	811	1001	1345	1368	1500	1519	1695	1724	1728	1758	
	DuraPlate	1307	1329	1343	1366	2000	2029	2034	2069	3277	4259	4331	5434	5526	5559	5653	9013	9166	
125	None			151	153			165	168	185	221	225	269	273	220	223	*	*	
	Shaft Fan			532	541			808	822	978	1277	1299	2000	2020	2250	2270	2369	2389	
	Electric Fan			577	587			769	782	971	1275	1297	1440	1464	1641	1668	1671	1700	
	DuraPlate			1308	1330			2000	2012	3188	4075	4144	5282	5372	5411	5503	8772	8921	

★ Basic thermal ratings listed are based on an ambient temperature of 68°F(20°C) at sea level. Application-adjusted thermal ratings must be calculated using the application-adjusted thermal factors on page 8 before comparing to the required load. For cooling beyond the range of values listed, contact the Factory.

† Actual sump temperatures will vary based upon exact ambient conditions and load profile.

\* Contact Factory.

Basic Thermal Ratings\* — Hp/Triple Reduction Maximum 180°F Sump Temperature†

HSS rpm	Nom. Ratio	Auxiliary Cooling	DRIVE SIZE														
			107	117	127	133	137	143	147	153	157	163	167	173	177	187	
970	12.5	None												250	252		
		Shaft Fan													583	593	
		Electric Fan													756	768	
		DuraPlate													1340	1363	
	14.0	None	57	83	98	103	105	119	121	157	160	182	185	237	241	222	
		Shaft Fan	82	130	169	161	163	203	207	295	300	344	350	557	567	535	
		Electric Fan	99	161	188	225	229	258	262	385	391	503	511	723	736	700	
		DuraPlate	144	197	277	312	317	466	474	744	757	825	839	1287	1308	1260	
	16.0	None	55	80	99	103	105	117	119	154	157	180	183	243	250	218	
		Shaft Fan	79	125	169	161	163	201	205	289	294	340	346	566	576	524	
		Electric Fan	96	155	188	225	229	255	259	376	383	500	505	732	745	684	
		DuraPlate	140	190	276	311	316	460	468	726	738	816	830	1294	1316	1232	
	18.0	None	56	81	96	101	103	113	115	151	153	189	192	236	240	223	
		Shaft Fan	80	126	165	157	159	193	196	282	287	354	360	542	551	528	
		Electric Fan	97	155	184	219	223	244	250	367	373	513	522	700	712	688	
		DuraPlate	141	190	269	303	308	441	450	707	719	836	850	1250	1258	1232	
	20.0	None	51	73	83	94	95	108	110	138	140	165	168	224	227	215	
		Shaft Fan	73	114	146	146	150	185	188	259	263	309	314	515	524	502	
		Electric Fan	89	141	164	205	209	234	238	338	344	450	458	667	679	652	
		DuraPlate	130	174	243	285	289	424	432	655	666	739	752	1184	1204	1168	
22.4	None	49	70	83	94	95	107	109	135	137	163	166	228	232	209		
	Shaft Fan	71	110	146	146	150	183	186	253	257	305	310	522	531	488		
	Electric Fan	86	136	164	205	208	231	235	330	335	445	452	674	686	635		
	DuraPlate	126	167	243	283	288	419	426	638	649	730	743	1189	1210	1139		
25.0	None	52	71	81	91	93	102	104	131	133	170	173	230	234	211		
	Shaft Fan	74	111	142	142	145	174	177	246	250	316	322	500	504	491		
	Electric Fan	90	136	159	200	203	221	225	321	326	459	467	633	643	637		
	DuraPlate	128	167	236	276	280	400	407	621	631	748	761	1160	1180	1137		
28.0	None	44	64	72	79	81	94	96	113	115	151	153	217	221	227		
	Shaft Fan	63	100	125	125	126	161	164	215	218	273	278	471	479	492		
	Electric Fan	76	125	139	174	177	204	208	280	285	393	400	603	613	629		
	DuraPlate	108	148	204	241	245	308	313	587	600	546	556	1110	1129	1158		
31.5	None	42	62	72	79	81	93	95	111	113	148	151	221	225	220		
	Shaft Fan	61	96	125	124	126	159	162	210	213	269	274	477	485	478		
	Electric Fan	74	119	139	173	176	202	205	274	278	388	394	609	619	612		
	DuraPlate	104	142	203	240	244	304	309	572	582	539	549	1115	1134	1128		
35.5	None	43	62	71	77	79	89	90	108	110	155	157	182	185	222		
	Shaft Fan	62	97	121	120	122	152	155	204	208	279	284	421	428	480		
	Electric Fan	75	120	135	169	172	192	196	267	271	400	407	545	554	613		
	DuraPlate	105	143	200	233	237	291	296	557	567	554	563	1026	1043	1125		
40.0	None	40	58	66	72	73	83	85	107	109	118	120	171	174	178		
	Shaft Fan	58	91	114	113	114	143	146	201	204	227	230	400	405	416		
	Electric Fan	70	112	127	158	161	181	184	262	266	334	340	517	526	540		
	DuraPlate	100	134	187	219	223	275	279	544	554	473	481	979	1000	1023		
45.0	None	39	55	66	72	73	82	84	104	106	116	118	174	177	173		
	Shaft Fan	56	87	114	112	114	141	144	196	200	223	227	404	410	404		
	Electric Fan	68	107	127	158	160	179	182	255	259	330	335	523	532	524		
	DuraPlate	96	128	186	218	222	271	276	530	539	467	474	984	1001	1000		
50.0	None	39	56	65	70	71	78	80	101	103	121	123	173	176	174		
	Shaft Fan	57	87	111	109	111	135	137	190	193	232	236	400	403	405		
	Electric Fan	69	108	125	153	156	171	174	250	252	341	350	511	520	525		
	DuraPlate	97	128	182	212	216	259	263	514	523	480	488	954	971	1000		
56.0	None	38	55	64	68	69	79	80	102	104	118	120	162	165	170		
	Shaft Fan	55	87	109	105	107	135	137	190	193	223	227	374	380	391		
	Electric Fan	67	108	122	148	150	171	173	246	250	324	329	484	492	506		
	DuraPlate	95	130	178	203	207	257	261	500	508	451	459	909	924	951		

\* Basic thermal ratings listed are based on an ambient temperature of 68°F(20°C) at sea level. Application-adjusted thermal ratings must be calculated using the application-adjusted thermal factors on page 8 before comparing to the required load. For cooling beyond the range of values listed, contact the Factory.

† Actual sump temperatures will vary based upon exact ambient conditions and load profile.

\* Contact Factory.

## Basic Thermal Ratings\* — Hp/Triple Reduction Maximum 180°F Sump Temperature†

HSS rpm	Nom. Ratio	Auxiliary Cooling	DRIVE SIZE													
			107	117	127	133	137	143	147	153	157	163	167	173	177	187
970	63.0	None	37	53	63	68	69	78	79	100	101	116	118	166	169	164
		Shaft Fan	53	84	108	105	106	133	135	185	188	220	223	379	385	379
		Electric Fan	65	104	120	146	148	168	171	239	243	319	325	489	500	490
		DuraPlate	92	125	173	200	203	254	258	486	494	445	453	914	930	923
	71.0	None	38	54	61	66	67	74	75	96	98	122	125	160	162	165
		Shaft Fan	54	84	105	102	104	126	128	180	183	229	233	336	342	380
		Electric Fan	66	105	116	142	144	160	163	232	236	331	336	427	435	491
		DuraPlate	93	125	169	194	197	241	245	472	480	458	466	578	588	921
	80.0	None	33	42	54	56	57	66	68	88	89	106	108	162	165	162
		Shaft Fan	47	66	92	86	88	112	114	159	162	190	194	340	346	341
		Electric Fan	57	82	103	121	123	141	144	205	209	274	279	432	440	434
		DuraPlate	70	86	113	126	128	167	170	292	300	354	360	583	593	587
	90.0	None	33	43	52	54	55	63	64	85	87	111	112	159	162	163
		Shaft Fan	48	67	90	84	85	107	109	155	157	200	201	331	337	342
		Electric Fan	58	82	100	117	119	135	137	200	203	284	288	420	427	435
		DuraPlate	71	86	110	123	125	159	162	284	289	365	371	566	575	587
	100	None	32	42	52	52	53	64	65	85	87	106	108	150	152	157
		Shaft Fan	47	67	88	81	82	107	109	154	157	189	193	313	318	328
		Electric Fan	56	83	98	113	115	134	137	200	202	271	276	400	405	417
		DuraPlate	69	87	108	118	120	159	161	282	287	350	354	537	546	562
	112	None	31	41	51	52	53	63	64	83	84	104	106	152	155	151
		Shaft Fan	45	64	87	81	82	105	107	150	152	186	189	317	323	318
		Electric Fan	54	80	97	113	115	133	135	193	196	267	271	403	409	404
		DuraPlate	67	84	107	118	120	156	159	275	279	343	350	542	551	545
125	None	32	41	50	51	52	59	61	81	82	109	111			152	
	Shaft Fan	46	65	85	78	80	100	102	146	148	194	198			319	
	Electric Fan	55	80	94	110	111	126	128	188	191	277	281			405	
	DuraPlate	68	84	104	114	116	150	151	267	271	354	360			546	

★ Basic thermal ratings listed are based on an ambient temperature of 68°F(20°C) at sea level. Application-adjusted thermal ratings must be calculated using the application-adjusted thermal factors on page 8 before comparing to the required load. For cooling beyond the range of values listed, contact the Factory.

† Actual sump temperatures will vary based upon exact ambient conditions and load profile.

\* Contact Factory.

Basic Thermal Ratings\* — Hp/Triple Reduction Maximum 180°F Sump Temperature†

HSS rpm	Nom. Ratio	Auxiliary Cooling	DRIVE SIZE																
			193	197	203	207	213	217	223	227	237	243	247	253	257	263	267	273	277
970	8.00	None	*	*			*	*											
		Shaft Fan	601	611			*	*											
		Electric Fan	856	871			*	*											
		DuraPlate	3639	3700			4117	4187											
	9.00	None	*	*	*	*	*	*	*	*									
		Shaft Fan	633	643	638	649	*	*	*	*									
		Electric Fan	884	900	945	961	*	*	*	*									
		DuraPlate	3599	3660	3529	3589	4144	4214	3788	3852									
	10.0	None	*	*	*	*	*	*	*	*									
		Shaft Fan	622	633	703	715	*	*	*	*									
		Electric Fan	866	881	1010	1027	517	526	*	*									
		DuraPlate	3517	3576	3537	3596	4107	4176	3894	4000									
	11.2	None	*	*	*	*	*	*	*	*									
		Shaft Fan	643	654	702	714	526	535	*	*									
		Electric Fan	875	890	1000	1016	701	712	*	*									
		DuraPlate	3394	3451	3500	3523	4261	4333	3894	4000									
12.5	None	*	*	*	*	*	*	*	*										
	Shaft Fan	676	687	752	765	947	963	406	413										
	Electric Fan	884	900	1036	1054	1116	1135	571	580										
	DuraPlate	2630	2674	3363	3420	3506	3565	4109	4179										
14.0	None	*	*	*	*	*	*	*	*	*	*	*	*	*	*	*	*	*	
	Shaft Fan	678	689	804	817	940	956	865	880	*	*	*	*	*	*	*	*	*	
	Electric Fan	881	900	1058	1076	1103	1122	1032	1050	913	*	*	*	*	*	*	*	*	
	DuraPlate	2588	2632	2595	2639	3413	3500	3418	3500	7579	6615	6727	10445	10622	8065	8202	16758	17042	
16.0	None	*	*	*	*	*	*	*	*	*	*	*	*	*	*	*	*	*	
	Shaft Fan	655	666	822	836	920	936	878	900	926	*	*	*	*	*	*	*	*	
	Electric Fan	853	868	1074	1092	1079	1098	1039	1056	1250	*	*	*	*	*	*	*	*	
	DuraPlate	2520	2562	2580	2623	3340	3396	3342	3399	5823	5028	5113	7844	7977	10570	10749	18105	18412	
18.0	None	*	*	*	*	*	*	*	*	*	*	*	*	*	*	*	*	*	
	Shaft Fan	636	646	800	810	977	1000	867	882	930	*	*	*	*	*	*	*	*	
	Electric Fan	822	835	1042	1060	1128	1147	1024	1041	1233	*	*	*	*	*	*	*	*	
	DuraPlate	2388	2429	2514	2557	3234	3289	3277	3333	5596	4943	5027	7640	7769	10377	10553	17759	18060	
20.0	None	*	*	*	*	*	*	*	*	*	*	*	*	*	*	*	*	*	
	Shaft Fan	633	643	765	778	944	960	941	957	923	*	*	*	*	*	*	*	*	
	Electric Fan	815	829	1000	1010	1089	1107	1091	1109	1217	*	*	*	*	*	*	*	*	
	DuraPlate	2345	2384	2364	2404	3126	3179	3193	3247	5450	4787	4868	7459	7585	10213	10386	17469	17765	
22.4	None	*	*	*	*	*	*	*	*	*	*	*	*	*	*	*	*	*	
	Shaft Fan	610	620	775	788	914	929	913	929	1056	625	635	1231	1252	1129	1148	*	*	
	Electric Fan	787	801	1000	1017	1055	1073	1057	1075	1325	950	967	840	855	*	*	*	*	
	DuraPlate	2281	2320	2344	2383	3050	3102	3089	3141	6355	7393	7518	9103	9258	11877	12079	14772	15023	
25.0	None	186	190	*	*	*	*	*	*	*	*	*	*	*	*	*	*	*	
	Shaft Fan	610	621	748	761	930	946	887	902	1034	617	627	1214	1234	1136	1156	*	*	
	Electric Fan	766	779	968	984	1064	1082	1027	1045	1296	928	943	835	849	*	*	*	*	
	DuraPlate	1698	1727	2282	2320	2920	3000	3016	3067	6186	7077	7197	8867	9017	11645	11842	14489	14734	
28.0	None	187	190	223	226	*	*	*	*	*	*	*	*	*	*	*	*	*	
	Shaft Fan	606	616	739	752	1033	1050	909	924	1148	786	800	1760	1790	1546	1572	*	*	
	Electric Fan	759	772	931	946	1155	1175	1041	1059	1399	1098	1117	1426	1450	1177	1197	*	*	
	DuraPlate	1672	1701	1680	1709	2272	2311	2893	2942	6061	6953	7071	8298	8439	11107	11295	14151	14391	
31.5	None	179	182	229	233	*	*	*	*	*	*	*	*	*	*	*	*	*	
	Shaft Fan	584	600	745	758	1000	1016	1013	1030	1101	763	776	1706	1750	1507	1533	*	*	
	Electric Fan	734	746	935	950	1119	1138	1135	1154	1342	1064	1082	1384	1407	1152	1171	*	*	
	DuraPlate	1626	1654	1672	1700	2215	2252	2250	2287	5795	6720	6834	8012	8148	10768	10950	13713	13946	
35.5	None	169	171	219	223	231	234	*	*	*	*	*	*	*	*	*	*	*	
	Shaft Fan	542	551	720	732	985	1002	982	1000	1070	728	740	1652	1680	1471	1500	*	*	
	Electric Fan	679	690	904	920	1099	1118	1101	1119	1304	1013	1030	1340	1363	1125	1145	*	*	
	DuraPlate	1500	1525	1626	1654	2140	2177	2193	2250	5632	6411	6519	7791	7923	10536	10715	13401	13628	

\* Basic thermal ratings listed are based on an ambient temperature of 68°F(20°C) at sea level. Application-adjusted thermal ratings must be calculated using the application-adjusted thermal factors on page 8 before comparing to the required load. For cooling beyond the range of values listed, contact the Factory.

† Actual sump temperatures will vary based upon exact ambient conditions and load profile.

\* Contact Factory.

Basic Thermal Ratings\* — Hp/Triple Reduction Maximum 180°F Sump Temperature†

HSS rpm	Nom. Ratio	Auxiliary Cooling	DRIVE SIZE																
			193	197	203	207	213	217	223	227	237	243	247	253	257	263	267	273	277
970	40.0	None	169	172	202	206	219	223	224	228	321	460	468	474	482	*	*	*	*
		Shaft Fan	537	546	657	668	942	958	970	987	1338	1786	1816	2677	2722	2526	2569	2877	2925
		Electric Fan	672	683	825	839	1052	1070	1084	1102	1560	2088	2123	2309	2348	2210	2250	2498	2543
		DuraPlate	1476	1501	1500	1510	2061	2096	2123	2159	4434	5570	5664	7310	7433	8368	8510	11316	11508
	45.0	None	161	164	207	211	209	212	213	216	307	444	451	454	461	*	*	*	*
		Shaft Fan	518	526	661	672	910	925	927	943	1278	1722	1752	2564	2607	2438	2500	2759	2830
		Electric Fan	649	660	828	842	1017	1034	1036	1054	1500	2014	2048	2211	2250	2132	2168	2419	2460
		DuraPlate	1435	1459	1476	1501	2005	2039	2041	2076	4238	5388	5479	7027	7147	8109	8247	10954	11140
	50.0	None	97	99	198	201	220	223	203	207	300	420	427	436	443	*	*	*	*
		Shaft Fan	438	450	638	649	937	953	900	911	1250	1634	1662	2500	2516	2372	2412	2705	2751
		Electric Fan	572	581	801	814	1049	1067	1002	1019	1445	1912	1945	2132	2168	2073	2108	2351	2391
		DuraPlate	1367	1390	1435	1460	2095	2131	2000	2020	4117	5147	5234	6818	6934	7931	8065	10696	10877
	56.0	None	97	100	116	118	*	*	*	*	338	450	455	500	507	*	*	*	*
		Shaft Fan	434	442	530	539	700	708	921	937	1288	1639	1666	2501	2544	2500	2542	2879	2928
		Electric Fan	565	574	700	705	804	817	1032	1050	1500	1909	1941	2170	2206	2184	2221	2514	2557
		DuraPlate	1340	1363	1351	1374	1829	1860	2074	2109	4081	5027	5112	6673	6786	8648	8794	11439	11633
	63.0	None	92	94	120	122	*	*	*	*	321	429	437	473	481	*	*	*	*
		Shaft Fan	417	424	535	544	668	679	683	700	1226	1577	1604	2389	2429	2395	2435	2765	2812
		Electric Fan	543	553	700	708	772	785	789	803	1419	1838	1869	2070	2106	2091	2127	2414	2455
		DuraPlate	1298	1320	1340	1363	1770	1800	1808	1839	3893	4859	4941	6405	6513	8307	8448	10989	11175
71.0	None	147	150	114	116	224	228	*	*	309	404	411	452	460	*	*	*	*	
	Shaft Fan	401	408	515	523	753	766	656	667	1186	1500	1518	2300	2339	2319	2358	2675	2720	
	Electric Fan	494	503	671	683	833	847	759	772	1374	1750	1771	2000	2026	2023	2058	2334	2374	
	DuraPlate	1118	1137	1300	1322	1651	1679	1751	1781	3778	4636	4714	6207	6313	8079	8216	10676	10857	
80.0	None	141	143	181	184	215	218	219	223	259	379	385	414	421	420	427	705	717	
	Shaft Fan	388	395	500	503	729	741	743	755	942	1362	1385	1963	2000	2121	2157	2743	2789	
	Electric Fan	479	487	610	620	807	820	822	836	1092	1585	1612	1708	1750	1888	1920	2476	2518	
	DuraPlate	1090	1108	1118	1137	1610	1637	1637	1664	2896	3897	4000	4884	4967	4591	4669	7771	7902	
90.0	None	138	140	174	176	221	224	210	214	251	357	363	400	404	405	412	681	692	
	Shaft Fan	387	393	479	487	754	767	719	731	915	1292	1314	1897	1929	2064	2099	2666	2711	
	Electric Fan	480	488	591	601	836	851	800	810	1062	1505	1531	1649	1677	1835	1866	2405	2446	
	DuraPlate	1117	1136	1110	1129	1705	1750	1596	1623	2819	3727	3790	4748	4828	4487	4563	7595	7723	
100	None	138	140	166	169	216	219	215	219	269	363	369	412	419	418	425	379	386	
	Shaft Fan	383	390	469	477	740	753	742	755	939	1278	1300	1882	1914	2151	2187	2365	2405	
	Electric Fan	475	483	584	600	821	835	824	838	1084	1500	1510	1640	1668	1906	1939	2091	2126	
	DuraPlate	1099	1117	1105	1124	1678	1707	1689	1717	2802	3635	3696	4639	4717	4827	4908	7789	7921	
112	None	132	134	169	172	206	209	211	214	256	350	354	392	400	400	405	365	369	
	Shaft Fan	370	376	472	480	713	725	729	741	900	1230	1251	1802	1832	2062	2097	2272	2311	
	Electric Fan	459	467	586	600	800	806	809	823	1036	1431	1455	1569	1596	1826	1857	2008	2042	
	DuraPlate	1068	1086	1099	1118	1630	1657	1662	1690	2682	3517	3576	4467	4542	4642	4720	7499	7626	
125	None			162	165			201	205	250	327	333	374	381	382	389	349	355	
	Shaft Fan			456	464			702	714	869	1165	1185	1750	1768	2000	2031	2216	2250	
	Electric Fan			566	576			781	800	1005	1356	1379	1512	1538	1768	1798	1942	1975	
	DuraPlate			1068	1086			1614	1641	2607	3359	3416	4337	4410	4514	4591	7292	7416	

★ Basic thermal ratings listed are based on an ambient temperature of 68°F(20°C) at sea level. Application-adjusted thermal ratings must be calculated using the application-adjusted thermal factors on page 8 before comparing to the required load. For cooling beyond the range of values listed, contact the Factory.

† Actual sump temperatures will vary based upon exact ambient conditions and load profile.

\* Contact Factory.

Basic Thermal Ratings\* — Hp/Triple Reduction Maximum 180°F Sump Temperature†

HSS rpm	Nom. Ratio	Auxiliary Cooling	DRIVE SIZE														
			107	117	127	133	137	143	147	153	157	163	167	173	177	187	
870	12.5	None												265	269		
		Shaft Fan													549	559	
		Electric Fan													763	776	
		DuraPlate													1205	1226	
	14.0	None	56	82	93	101	103	118	120	158	161	188	191	252	256	239	
		Shaft Fan	75	119	150	147	150	187	190	272	277	322	327	524	533	505	
		Electric Fan	97	157	180	220	223	253	257	380	386	501	509	729	741	707	
		DuraPlate	132	183	243	277	281	413	420	659	670	737	749	1155	1175	1131	
	16.0	None	54	78	93	101	103	117	119	155	158	185	189	258	262	233	
		Shaft Fan	72	114	150	147	150	184	188	266	271	318	324	532	541	493	
		Electric Fan	94	151	180	219	223	250	254	371	377	500	503	737	750	690	
		DuraPlate	128	176	242	276	280	408	415	643	653	728	741	1162	1182	1104	
	18.0	None	55	80	91	100	101	112	114	151	154	194	198	247	251	237	
		Shaft Fan	73	115	146	143	146	177	180	260	264	331	336	506	514	500	
		Electric Fan	95	152	175	214	217	239	243	362	368	511	520	701	712	700	
		DuraPlate	130	176	236	269	273	391	400	626	636	747	760	1106	1125	1104	
	20.0	None	50	71	82	87	88	97	99	137	140	167	170	233	237	224	
		Shaft Fan	67	104	133	128	130	158	161	237	241	286	291	480	488	467	
		Electric Fan	87	138	160	194	197	218	221	332	338	450	453	667	678	653	
		DuraPlate	119	160	217	246	250	362	369	577	587	656	667	1057	1075	1042	
22.4	None	48	68	82	87	88	96	98	134	137	165	168	238	242	218		
	Shaft Fan	65	100	133	128	130	156	159	231	235	282	287	487	500	454		
	Electric Fan	84	132	160	193	197	215	219	324	329	439	450	674	685	635		
	DuraPlate	116	154	216	245	250	358	364	562	572	648	659	1063	1081	1015		
25.0	None	50	69	80	85	86	91	93	131	133	173	175	231	235	220		
	Shaft Fan	67	101	129	125	127	150	152	225	229	293	300	455	463	457		
	Electric Fan	87	133	156	188	192	205	209	315	320	453	461	624	634	636		
	DuraPlate	117	154	211	238	242	342	350	547	556	665	676	1032	1049	1013		
28.0	None	43	63	70	78	79	93	95	114	116	132	134	218	222	228		
	Shaft Fan	57	91	112	113	115	148	150	197	201	231	235	433	440	452		
	Electric Fan	74	121	135	169	172	200	204	277	281	364	370	600	604	620		
	DuraPlate	99	137	181	213	217	274	279	519	528	643	671	986	1003	1029		
31.5	None	41	60	71	78	79	92	94	111	113	130	132	222	226	221		
	Shaft Fan	55	87	113	113	115	146	148	193	196	228	231	438	450	439		
	Electric Fan	72	116	135	169	172	198	201	270	274	359	365	600	610	603		
	DuraPlate	96	132	181	212	216	271	275	506	514	645	665	1000	1008	1002		
35.5	None	42	61	69	76	77	88	89	109	110	136	138	190	193	223		
	Shaft Fan	56	88	110	110	112	139	141	188	191	236	240	393	400	440		
	Electric Fan	73	116	132	165	167	189	192	263	267	371	377	546	555	604		
	DuraPlate	97	133	176	207	210	259	263	492	501	647	678	918	933	1000		
40.0	None	39	56	64	70	72	82	84	107	109	122	125	179	182	187		
	Shaft Fan	52	82	103	102	104	131	133	184	187	212	216	372	378	389		
	Electric Fan	68	109	125	154	156	177	180	258	262	334	339	518	527	542		
	DuraPlate	91	125	166	194	197	244	250	481	489	624	641	875	890	914		
45.0	None	38	54	65	70	72	81	83	104	106	120	122	182	185	181		
	Shaft Fan	51	79	103	102	104	129	131	179	183	209	213	377	383	377		
	Electric Fan	66	104	125	153	156	175	178	251	255	329	335	524	532	525		
	DuraPlate	88	119	166	193	196	241	245	468	476	618	626	880	900	889		
50.0	None	38	55	63	69	70	77	79	101	103	126	128	180	183	182		
	Shaft Fan	51	79	100	100	101	123	125	174	177	218	221	369	375	378		
	Electric Fan	67	105	121	150	152	167	170	244	250	340	346	510	519	526		
	DuraPlate	89	119	161	188	191	230	233	454	461	631	639	853	868	887		
56.0	None	37	54	62	66	67	78	79	102	103	122	125	169	172	177		
	Shaft Fan	50	79	100	96	97	123	125	174	177	208	212	350	353	364		
	Electric Fan	65	105	119	143	146	167	169	241	245	322	327	483	491	506		
	DuraPlate	87	121	159	180	183	228	232	441	450	605	612	811	825	849		

\* Basic thermal ratings listed are based on an ambient temperature of 68°F(20°C) at sea level. Application-adjusted thermal ratings must be calculated using the application-adjusted thermal factors on page 8 before comparing to the required load. For cooling beyond the range of values listed, contact the Factory.

† Actual sump temperatures will vary based upon exact ambient conditions and load profile.

\* Contact Factory.

## Basic Thermal Ratings\* — Hp/Triple Reduction Maximum 180°F Sump Temperature†

HSS rpm	Nom. Ratio	Auxiliary Cooling	DRIVE SIZE													
			107	117	127	133	137	143	147	153	157	163	167	173	177	187
870	63.0	None	36	51	61	66	67	77	78	100	101	119	122	172	175	171
		Shaft Fan	48	76	97	95	97	121	123	169	172	205	209	353	358	352
		Electric Fan	63	101	116	141	144	164	167	235	239	317	323	488	500	490
		DuraPlate	84	116	154	177	180	225	229	430	437	400	406	817	831	824
	71.0	None	36	52	60	64	65	73	74	96	98	126	128	157	160	172
		Shaft Fan	49	76	95	93	94	115	117	164	167	214	217	305	310	354
		Electric Fan	64	102	113	138	140	156	159	228	232	329	334	417	424	491
		DuraPlate	85	116	150	172	175	214	218	417	424	412	419	514	523	823
	80.0	None	32	41	52	54	55	64	65	85	87	104	105	160	163	159
		Shaft Fan	42	59	83	78	79	101	103	143	146	173	176	309	314	310
		Electric Fan	55	79	100	117	119	137	139	200	202	267	271	422	429	423
		DuraPlate	64	79	101	112	113	148	150	258	262	313	318	519	528	522
	90.0	None	32	41	51	53	53	61	62	83	84	108	110	156	159	160
		Shaft Fan	43	60	81	76	77	96	98	140	142	180	183	301	306	311
		Electric Fan	56	80	97	114	115	130	132	193	197	276	281	410	417	424
		DuraPlate	65	80	98	109	110	141	144	251	255	323	329	503	512	522
	100	None	31	41	50	50	51	62	63	83	84	104	106	146	150	154
		Shaft Fan	42	60	79	73	74	96	98	139	141	172	175	284	289	300
		Electric Fan	55	80	95	109	111	130	132	192	195	264	268	388	394	406
		DuraPlate	64	81	96	104	106	141	143	250	253	308	313	477	485	500
	112	None	30	39	49	50	51	61	62	81	82	102	104	150	152	150
		Shaft Fan	40	58	78	73	74	95	97	135	137	169	172	288	293	288
		Electric Fan	53	77	94	109	111	128	130	187	190	259	264	393	400	393
		DuraPlate	61	77	95	104	106	139	141	243	247	304	309	482	490	484
125	None	31	40	48	49	50	58	59	78	80	107	109			150	
	Shaft Fan	41	58	76	71	72	90	92	131	134	177	180			289	
	Electric Fan	53	78	91	106	108	122	125	182	185	269	274			395	
	DuraPlate	62	78	93	101	103	132	134	236	240	314	320			485	

★ Basic thermal ratings listed are based on an ambient temperature of 68°F(20°C) at sea level. Application-adjusted thermal ratings must be calculated using the application-adjusted thermal factors on page 8 before comparing to the required load. For cooling beyond the range of values listed, contact the Factory.

† Actual sump temperatures will vary based upon exact ambient conditions and load profile.

\* Contact Factory.

Basic Thermal Ratings\* — Hp/Triple Reduction Maximum 180°F Sump Temperature†

HSS rpm	Nom. Ratio	Auxiliary Cooling	DRIVE SIZE																
			193	197	203	207	213	217	223	227	237	243	247	253	257	263	267	273	277
970	8.00	None	*	*			*	*											
		Shaft Fan	642	653			508	517											
		Electric Fan	967	984			841	855											
		DuraPlate	3314	3370			4000	4050											
	9.00	None	*	*			*	*											
		Shaft Fan	662	674	712	724	603	614	*	*									
		Electric Fan	982	1000	1106	1124	929	944	612	622									
		DuraPlate	3273	3328	3227	3282	4000	4030	3744	3807									
	10.0	None	*	*	*	*	*	*	*	*									
		Shaft Fan	646	657	760	773	626	637	*	*									
		Electric Fan	957	973	1152	1171	943	959	753	766									
		DuraPlate	3192	3246	3226	3281	3909	4000	3778	3842									
	11.2	None	*	*	*	*	*	*	*	*									
		Shaft Fan	652	663	749	761	747	759	*	*									
		Electric Fan	946	962	1129	1148	1061	1079	800	808									
		DuraPlate	3070	3122	3153	3206	4001	4069	3751	3814									
	12.5	None	*	*	*	*	*	*	*	*									
		Shaft Fan	655	666	772	785	1016	1033	648	659									
		Electric Fan	919	934	1134	1153	1306	1329	955	971									
		DuraPlate	2374	2414	3047	3098	3240	3295	3885	3950									
14.0	None	*	*	*	*	*	*	*	*	*	*	*	*	*	*	*	*	*	
	Shaft Fan	655	666	783	800	1000	1012	954	970	*	*	*	*	*	*	*	*	*	
	Electric Fan	913	929	1106	1125	1276	1297	1250	1262	*	*	*	*	*	*	*	*	*	
	DuraPlate	2336	2376	2344	2383	3145	3198	3172	3226	7011	6698	6811	10139	10311	8105	8243	17260	17553	
16.0	None	*	*	*	*	*	*	*	*	*	*	*	*	*	*	*	*	*	
	Shaft Fan	632	643	800	811	970	986	946	962	1133	*	*	1338	1361	*	1208	*	*	
	Electric Fan	884	900	1117	1136	1250	1264	1224	1250	1619	863	878	1177	1197	*	*	*	*	
	DuraPlate	2272	2311	2330	2370	3072	3124	3088	3140	5401	5159	5247	7732	7863	10021	10191	17942	18246	
18.0	None	*	*	*	*	*	*	*	*	*	*	*	*	*	*	*	*	*	
	Shaft Fan	607	617	772	785	1000	1011	928	943	1113	*	*	1360	1383	1266	1288	*	*	
	Electric Fan	843	857	1083	1101	1252	1273	1197	1218	1577	885	900	1204	1224	1159	1179	*	*	
	DuraPlate	2147	2184	2268	2307	2956	3006	3022	3073	5178	5040	5125	7488	7615	9792	9958	17499	17796	
20.0	None	186	190	218	222	*	*	*	*	*	*	*	*	*	*	*	*	*	
	Shaft Fan	604	614	732	744	957	973	965	981	1094	*	*	1351	1374	1291	1313	*	*	
	Electric Fan	835	849	1021	1038	1205	1225	1221	1250	1544	886	901	1200	1220	1187	1207	*	*	
	DuraPlate	2109	2145	2125	2161	2853	2901	2922	3000	5036	4850	4933	7286	7410	9612	9775	17159	17450	
22.4	None	178	181	226	230	*	*	*	*	*	*	*	*	*	*	*	*	*	
	Shaft Fan	581	591	740	753	925	941	931	947	1146	958	974	1612	1639	1617	1645	*	*	
	Electric Fan	806	820	1026	1044	1167	1187	1177	1197	1551	1500	1511	1474	1500	1513	1539	*	*	
	DuraPlate	2051	2085	2109	2144	2780	2828	2820	2868	5768	6910	7027	8501	8645	10992	11178	13944	14181	
25.0	None	203	206	217	220	*	*	*	*	*	*	*	*	*	*	*	*	*	
	Shaft Fan	566	575	714	726	925	941	902	918	1118	924	940	1572	1599	1597	1625	*	*	
	Electric Fan	764	777	1000	1009	1153	1173	1142	1161	1512	1426	1450	1438	1463	1500	1521	*	*	
	DuraPlate	1522	1548	2051	2086	2655	2700	2751	2797	5611	6603	6715	8269	8409	10765	10947	13653	13885	
28.0	None	204	207	243	250	277	282	*	*	*	*	*	*	*	*	*	*	*	
	Shaft Fan	561	571	685	700	975	1000	906	921	1176	1031	1049	1781	1811	1840	1871	1278	1300	
	Electric Fan	756	769	928	944	1183	1203	1132	1151	1553	1520	1545	1670	1698	1750	1774	1192	1208	
	DuraPlate	1500	1525	1505	1531	2051	2086	2630	2674	5463	6430	6539	7457	7583	10185	10358	13131	13353	
31.5	None	194	198	250	253	266	270	268	273	*	*	*	*	*	*	*	*	*	
	Shaft Fan	541	550	691	703	942	958	957	973	1126	1000	1013	1721	1750	1782	1813	1257	1278	
	Electric Fan	731	743	931	947	1146	1165	1164	1184	1500	1467	1500	1614	1641	1690	1719	1170	1190	
	DuraPlate	1457	1481	1500	1524	2000	2031	2029	2064	5220	6210	6316	7193	7315	9866	10033	12712	12928	
35.5	None	130	132	238	242	272	276	258	262	*	*	*	*	*	*	*	*	*	
	Shaft Fan	442	450	667	678	923	939	926	942	1093	945	961	1665	1693	1750	1764	1241	1251	
	Electric Fan	616	627	901	916	1118	1136	1128	1147	1442	1391	1415	1561	1587	1645	1673	1145	1165	
	DuraPlate	1273	1294	1457	1481	1926	1959	1976	2010	5071	5919	6019	6990	7109	9648	9811	12415	12625	

\* Basic thermal ratings listed are based on an ambient temperature of 68°F(20°C) at sea level. Application-adjusted thermal ratings must be calculated using the application-adjusted thermal factors on page 8 before comparing to the required load. For cooling beyond the range of values listed, contact the Factory.

† Actual sump temperatures will vary based upon exact ambient conditions and load profile.

\* Contact Factory.

Basic Thermal Ratings\* — Hp/Triple Reduction Maximum 180°F Sump Temperature†

HSS rpm	Nom. Ratio	Auxiliary Cooling	DRIVE SIZE																
			193	197	203	207	213	217	223	227	237	243	247	253	257	263	267	273	277
970	40.0	None	130	132	155	158	258	262	265	269	377	528	537	572	581	*	*	*	*
		Shaft Fan	439	450	535	544	883	900	910	925	1257	1676	1705	2500	2536	2406	2447	2802	2850
		Electric Fan	610	620	748	761	1070	1088	1103	1121	1586	2120	2156	2374	2414	2326	2366	2719	2765
		DuraPlate	1254	1275	1258	1280	1853	1884	1909	1942	3953	4965	5049	6530	6641	7534	7661	10202	10375
	45.0	None	125	126	160	162	246	250	251	255	359	508	517	546	555	422	429	*	*
		Shaft Fan	422	429	540	549	852	866	868	883	1199	1615	1642	2386	2427	2320	2359	2706	2752
		Electric Fan	589	600	752	764	1034	1052	1054	1072	1514	2043	2078	2271	2309	2250	2280	2635	2670
		DuraPlate	1217	1250	1254	1275	1801	1832	1834	1865	3777	4800	4881	6273	6380	7295	7419	9870	10038
	50.0	None	124	126	152	155	130	132	240	244	350	479	488	523	532	408	415	*	*
		Shaft Fan	419	426	520	529	712	724	838	852	1163	1531	1557	2301	2340	2255	2293	2628	2672
		Electric Fan	588	600	726	739	900	915	1020	1037	1468	1940	1972	2189	2226	2179	2216	2549	2592
		DuraPlate	1235	1255	1218	1250	1709	1750	1783	1814	3668	4580	4658	6082	6185	7131	7251	9632	9795
	56.0	None	125	126	148	151	128	130	*	*	178	500	505	567	576	444	451	463	471
		Shaft Fan	415	422	507	515	700	711	700	711	944	1525	1551	2308	2347	2359	2399	2760	2807
		Electric Fan	581	591	714	726	883	900	884	900	1250	1922	1954	2200	2237	2279	2318	2679	2724
		DuraPlate	1211	1232	1219	1250	1681	1709	1690	1718	3387	4468	4544	5942	6043	7747	7878	10264	10438
	63.0	None	118	120	152	155	122	125	*	*	169	476	484	538	547	423	430	444	451
		Shaft Fan	400	405	511	520	671	682	686	700	900	1467	1500	2202	2240	2259	2297	2648	2693
		Electric Fan	559	569	716	728	849	864	868	883	1181	1850	1881	2099	2134	2181	2218	2570	2614
		DuraPlate	1172	1192	1211	1232	1626	1653	1661	1689	3229	4316	4389	5699	5796	7437	7563	9856	10023
71.0	None	150	152	145	148	236	240	*	*	163	450	456	514	522	407	413	427	434	
	Shaft Fan	366	373	492	500	690	702	659	670	867	1387	1411	2120	2156	2185	2223	2560	2604	
	Electric Fan	485	493	690	702	826	840	835	850	1142	1753	1782	2019	2053	2110	2146	2485	2527	
	DuraPlate	1000	1013	1174	1193	1469	1500	1607	1635	3132	4114	4184	5519	5613	7230	7353	9571	9733	
80.0	None	143	145	183	186	226	230	231	235	282	423	431	460	468	488	500	470	481	
	Shaft Fan	354	360	451	459	667	679	680	692	870	1273	1295	1806	1837	1970	2003	2213	2250	
	Electric Fan	470	478	600	608	800	813	814	828	1092	1601	1628	1723	1752	1911	1943	2147	2183	
	DuraPlate	970	986	1000	1012	1431	1455	1456	1480	2564	3632	3693	4350	4424	4133	4203	6656	6769	
90.0	None	139	142	176	179	232	236	222	225	274	399	406	441	450	471	479	457	464	
	Shaft Fan	352	358	437	444	690	702	658	669	845	1207	1228	1750	1774	1915	1948	2143	2179	
	Electric Fan	471	479	579	589	830	844	789	802	1062	1520	1546	1663	1691	1858	1889	2085	2120	
	DuraPlate	1000	1009	984	1001	1513	1539	1418	1442	2500	3500	3530	4226	4297	4037	4105	6501	6611	
100	None	139	142	168	171	227	231	227	230	290	401	408	450	458	479	488	482	490	
	Shaft Fan	350	355	427	434	677	688	679	690	865	1190	1211	1726	1755	2000	2024	2234	2260	
	Electric Fan	466	474	572	582	814	828	817	831	1081	1500	1520	1647	1674	1928	1961	2162	2198	
	DuraPlate	976	1000	980	1000	1500	1514	1500	1523	2500	3236	3291	4127	4197	4328	4402	6966	7084	
112	None	133	135	171	174	216	220	221	225	276	384	391	428	435	456	464	461	469	
	Shaft Fan	336	342	430	437	652	663	666	677	826	1145	1165	1651	1679	1906	1939	2134	2170	
	Electric Fan	450	458	575	584	785	800	802	816	1032	1439	1464	1575	1602	1846	1878	2075	2110	
	DuraPlate	947	963	976	1000	1444	1468	1473	1500	2377	3129	3182	4000	4038	4160	4230	6704	6817	
125	None			164	167			212	215	267	361	367	409	416	438	450	439	450	
	Shaft Fan			415	422			641	652	801	1084	1102	1592	1619	1845	1877	2064	2099	
	Electric Fan			555	565			774	787	1001	1365	1388	1518	1544	1787	1817	2007	2041	
	DuraPlate			948	964			1429	1453	2310	3000	3036	3852	3917	4043	4112	6516	6626	

★ Basic thermal ratings listed are based on an ambient temperature of 68°F(20°C) at sea level. Application-adjusted thermal ratings must be calculated using the application-adjusted thermal factors on page 8 before comparing to the required load. For cooling beyond the range of values listed, contact the Factory.

† Actual sump temperatures will vary based upon exact ambient conditions and load profile.

\* Contact Factory.

Basic Thermal Ratings\* — Hp/Quad Reduction Maximum 200°F Sump Temperature†

Table with columns: HSS rpm, Nom. Ratio, Auxiliary Cooling, and DRIVE SIZE (237-277). Rows include speeds 140, 160, 180, 200, 224, 250, 280, 315, 355, 400, 450, 500, 560, 630, 710.

Table with columns: HSS rpm, Nom. Ratio, Auxiliary Cooling, and DRIVE SIZE (237-277). Rows include speeds 140, 160, 180, 200, 224, 250, 280, 315, 355, 400, 450, 500, 560, 630, 710.

\* Basic thermal ratings listed are based on an ambient temperature of 68°F(20°C) at sea level. Application-adjusted thermal ratings must be calculated using the application-adjusted thermal factors on page 8 before comparing to the required load. For cooling beyond the range of values listed, contact the Factory.

† Actual sump temperatures will vary based upon exact ambient conditions and load profile.

\* Contact Factory.

Basic Thermal Ratings\* — Hp/Quad Reduction Maximum 200°F Sump Temperature†

HSS rpm	Nom. Ratio	Auxiliary Cooling	DRIVE SIZE								
			237	243	247	253	257	263	267	273	277
1170	140	None	426	500	508	666	677	756	769	890	905
		Shaft Fan	1250	1437	1461	2532	2575	3000	3021	3477	3501
		Electric Fan	1250	1437	1461	1951	2000	2339	2379	2727	2773
		DuraPlate	3698	4052	4121	6526	6637	6790	6905	8555	8700
	160	None	406	483	491	643	654	724	736	842	857
		Shaft Fan	1196	1393	1417	2449	2500	2848	2896	3272	3328
		Electric Fan	1192	1393	1417	1886	1918	2250	2279	2599	2633
		DuraPlate	3579	3939	4006	6317	6424	6527	6638	8175	8314
	180	None	388	467	475	613	624	691	703	808	821
		Shaft Fan	1147	1351	1374	2350	2390	2730	2777	3145	3198
		Electric Fan	1142	1351	1374	1808	1838	2148	2184	2488	2530
		DuraPlate	3435	3837	3902	6090	6194	6267	6373	7858	7991
	200	None	376	444	451	589	600	666	677	787	800
		Shaft Fan	1115	1294	1315	2271	2310	2645	2690	3047	3099
		Electric Fan	1111	1294	1316	1750	1774	2079	2114	2409	2449
		DuraPlate	3345	3699	3761	5916	6016	6089	6193	7634	7763
	224	None	357	417	424	550	560	650	661	778	791
		Shaft Fan	1066	1250	1260	2120	2156	2545	2588	2976	3027
Electric Fan		1061	1250	1260	1628	1655	2003	2037	2359	2399	
DuraPlate		3209	3553	3613	5536	5630	5839	5938	7402	7527	
250	None	341	402	409	525	534	620	631	744	757	
	Shaft Fan	1021	1200	1220	2034	2069	2438	2500	2834	2906	
	Electric Fan	1017	1200	1221	1559	1586	1918	1950	2264	2302	
	DuraPlate	3078	3458	3517	5336	5427	5603	5698	7111	7231	
280	None	330	382	388	503	512	600	607	721	729	
	Shaft Fan	1000	1147	1166	1965	2000	2361	2401	2767	2814	
	Electric Fan	988	1147	1166	1504	1530	1855	1886	2213	2250	
	DuraPlate	3000	3330	3386	5182	5269	5441	5533	6904	7021	
315	None	343	376	382	500	506	580	590	705	717	
	Shaft Fan	1009	1125	1144	1929	1961	2284	2323	2698	2744	
	Electric Fan	1005	1126	1145	1479	1504	1796	1826	2139	2175	
	DuraPlate	3000	3255	3310	5051	5137	5255	5344	6699	6813	
355	None	326	362	368	474	482	552	561	674	685	
	Shaft Fan	963	1089	1107	1847	1878	2185	2222	2587	2631	
	Electric Fan	959	1089	1107	1414	1438	1716	1750	2044	2084	
	DuraPlate	2857	3165	3218	4861	4944	5036	5121	6428	6537	
400	None	315	342	350	453	461	530	539	648	659	
	Shaft Fan	934	1039	1056	1781	1811	2113	2149	2502	2544	
	Electric Fan	930	1039	1056	1362	1385	1658	1686	1980	2014	
	DuraPlate	2777	3042	3094	4715	4794	4886	4969	6235	6341	
450	None	269	335	341	400	405	436	444	554	563	
	Shaft Fan	807	983	1000	1540	1566	1772	1802	2132	2168	
	Electric Fan	804	983	1000	1178	1198	1381	1405	1683	1711	
	DuraPlate	1750	2007	2041	2939	3000	3132	3186	3967	4035	
500	None	261	317	323	382	389	421	428	534	543	
	Shaft Fan	784	938	954	1500	1513	1717	1750	2061	2101	
	Electric Fan	781	938	954	1136	1156	1337	1360	1629	1657	
	DuraPlate	1685	1925	1958	2849	2897	3041	3092	3852	3917	
560	None	271	312	317	378	385	410	417	526	535	
	Shaft Fan	800	920	936	1463	1500	1666	1694	2021	2055	
	Electric Fan	800	920	936	1119	1138	1299	1321	1596	1623	
	DuraPlate	1696	1885	1916	2791	2838	2947	3000	3752	3819	
630	None	257	300	305	361	367	391	400	501	512	
	Shaft Fan	763	889	904	1405	1429	1596	1623	1940	1973	
	Electric Fan	760	889	904	1073	1091	1250	1264	1540	1558	
	DuraPlate	1620	1827	1858	2692	2738	2826	2873	3608	3669	
710	None	250	284	288	345	351	377	383	485	493	
	Shaft Fan	739	847	861	1355	1378	1545	1571	1877	1909	
	Electric Fan	736	847	861	1034	1051	1202	1223	1481	1506	
	DuraPlate	1572	1750	1779	2607	2651	2740	2786	3499	3558	

HSS rpm	Nom. Ratio	Auxiliary Cooling	DRIVE SIZE								
			237	243	247	253	257	263	267	273	277
970	140	None	400	478	486	637	648	731	744	864	879
		Shaft Fan	1028	1201	1222	2090	2125	2467	2509	2864	2913
		Electric Fan	1166	1366	1390	1853	1884	2225	2263	2598	2642
		DuraPlate	2966	3266	3321	5235	5324	5502	5596	6925	7043
	160	None	379	461	469	615	625	700	710	817	829
		Shaft Fan	984	1163	1183	2018	2052	2362	2402	2716	2763
		Electric Fan	1118	1323	1346	1789	1819	2130	2166	2462	2504
		DuraPlate	2866	3171	3224	5062	5148	5284	5373	6606	6718
	180	None	362	450	453	586	600	666	677	787	800
		Shaft Fan	943	1127	1146	1934	1967	2262	2301	2609	2653
		Electric Fan	1071	1283	1305	1714	1750	2039	2074	2364	2404
		DuraPlate	2749	3085	3137	4874	4957	5069	5155	6347	6455
	200	None	351	423	430	562	572	642	652	753	765
		Shaft Fan	916	1077	1095	1867	1899	2190	2250	2500	2568
		Electric Fan	1041	1227	1250	1653	1681	1973	2007	2288	2327
		DuraPlate	2676	3000	3019	4728	4808	4921	5004	6161	6266
	224	None	338	404	411	502	510	582	592	744	756
		Shaft Fan	881	1037	1055	1711	1750	2057	2091	2462	2504
Electric Fan		1001	1182	1202	1512	1538	1850	1881	2232	2270	
DuraPlate		2572	2859	2908	4389	4463	4669	4749	5972	6073	
250	None	323	389	400	478	486	555	564	712	724	
	Shaft Fan	843	1004	1021	1639	1667	1968	2001	2362	2402	
	Electric Fan	958	1145	1164	1448	1472	1769	1799	2141	2178	
	DuraPlate	2465	2780	2827	4225	4296	4477	4553	5734	5831	
280	None	313	369	375	458	466	534	543	688	700	
	Shaft Fan	819	957	974	1581	1608	1903	1936	2285	2324	
	Electric Fan	931	1093	1112	1395	1419	1710	1750	2058	2106	
	DuraPlate	2398	2671	2717	4096	4166	4344	4417	5563	5657	
315	None	324	363	369	453	461	518	527	674	685	
	Shaft Fan	836	940	956	1554	1580	1842	1874	2230	2268	
	Electric Fan	948	1073	1091	1372	1396	1656	1684	2022	2056	
	DuraPlate	2399	2613	2657	4000	4066	4197	4268	5403	5495	
355	None	308	350	355	431	438	493	501	644	654	
	Shaft Fan	800	908	923	1500	1511	1760	1790	2136	2173	
	Electric Fan	904	1037	1055	1311	1334	1582	1609	1937	1970	
	DuraPlate	2293	2537	2580	3843	3908	4018	4086	5181	5269	
400	None	300	330	336	412	419	474	482	619	629	
	Shaft Fan	772	865	879	1431	1455	1701	1729	2064	2099	
	Electric Fan	876	988	1005	1262	1283	1528	1553	1870	1902	
	DuraPlate	2250	2434	2500	3721	3784	3895	4000	4973	5107	
450	None	251	315	320	374	380	411	418	523	532	
	Shaft Fan	661	810	824	1253	1275	1446	1471	1751	1781	
	Electric Fan	752	925	941	1107	1126	1298	1320	1585	1612	
	DuraPlate	1383	1607	1634	2340	2379	2510	2552	3193	3247	
500	None	243	300	303	358	364	400	403	509	512	
	Shaft Fan	641	771	785	1209	1230	1400	1424	1695	1724	
	Electric Fan	730	882	900	1068	1086	1256	1277	1534	1560	
	DuraPlate	1344	1538	1564	2265	2303	2434	2500	3067	3150	
560	None	253	293	300	355	361	386	392	496	505	
	Shaft Fan	657	757	770	1190	1210	1359	1382	1660	1688	
	Electric Fan	746	865	880	1051	1069	1220	1250	1491	1528	
	DuraPlate	1358	1507	1532	2221	2259	2360	2400	3023	3074	
630	None	240	282	286	338	343	368	374	475	483	
	Shaft Fan	626	731	743	1141	1161	1301	1323	1592	1619	
	Electric Fan	711	836	850	1007	1025	1167	1187	1441	1465	
	DuraPlate	1296	1459	1500	2139	2175	2261	2299	2902	2951	
710	None	232	266	271	323	329	354	360	457	465	
	Shaft Fan	606	700	706	1099	1118	1258	1279	1540	1566	
	Electric Fan	689	800	808	970	986	1128	1147	1393	1416	
	DuraPlate	1257	1394	1418	2067	2102	2190	2250	2784	2859	

★ Basic thermal ratings listed are based on an ambient temperature of 68°F(20°C) at sea level. Application-adjusted thermal ratings must be calculated using the application-adjusted thermal factors on page 8 before comparing to the required load. For cooling beyond the range of values listed, contact the Factory.  
 † Actual sump temperatures will vary based upon exact ambient conditions and load profile.  
 \* Contact Factory.

Basic Thermal Ratings\* — Hp/Quad Reduction Maximum 200°F Sump Temperature†

HSS rpm	Nom. Ratio	Auxiliary Cooling	DRIVE SIZE								
			237	243	247	253	257	263	267	273	277
870	140	None	385	455	463	619	629	712	724	842	856
		Shaft Fan	923	1073	1091	1868	1900	2213	2250	2571	2615
		Electric Fan	1127	1315	1337	1794	1825	2155	2192	2517	2560
		DuraPlate	2611	2869	2918	4601	4679	4865	4947	6119	6223
	160	None	366	439	450	600	606	679	691	793	807
		Shaft Fan	883	1039	1056	1803	1833	2117	2153	2458	2500
		Electric Fan	1080	1273	1295	1750	1761	2062	2097	2384	2425
		DuraPlate	2520	2784	2831	4447	4522	4669	4748	5831	5930
	180	None	350	424	431	568	577	648	659	760	773
		Shaft Fan	845	1006	1023	1727	1756	2027	2061	2338	2378
		Electric Fan	1034	1234	1255	1658	1686	1974	2007	2289	2327
		DuraPlate	2416	2707	2753	4279	4351	4477	4553	5601	5696
	200	None	339	402	409	544	554	624	634	732	745
		Shaft Fan	821	960	976	1665	1693	1961	2000	2256	2301
		Electric Fan	1005	1180	1200	1599	1626	1909	1942	2214	2252
		DuraPlate	2351	2602	2646	4147	4217	4344	4418	5434	5526
	224	None	326	394	400	489	500	573	583	692	703
		Shaft Fan	789	935	951	1528	1554	1847	1878	2170	2207
		Electric Fan	966	1147	1167	1466	1500	1798	1829	2123	2159
		DuraPlate	2260	2518	2561	3848	3913	4127	4197	5235	5324
	250	None	311	379	386	466	474	546	555	661	673
		Shaft Fan	755	904	919	1463	1500	1766	1796	2081	2116
		Electric Fan	924	1111	1129	1403	1427	1719	1750	2034	2070
		DuraPlate	2165	2446	2500	3701	3764	3955	4022	5025	5110
	280	None	302	359	365	450	454	525	534	637	647
		Shaft Fan	732	862	876	1410	1434	1707	1750	1996	2046
		Electric Fan	900	1060	1078	1352	1375	1662	1690	1968	2001
		DuraPlate	2105	2348	2388	3585	3646	3834	3899	4872	4955
315	None	313	353	359	442	450	510	519	626	637	
	Shaft Fan	749	846	860	1386	1409	1653	1681	1967	2000	
	Electric Fan	914	1040	1057	1330	1352	1609	1636	1923	1955	
	DuraPlate	2111	2297	2336	3503	3562	3706	3768	4736	4816	
355	None	300	340	346	420	427	485	493	598	608	
	Shaft Fan	714	817	831	1324	1347	1579	1605	1882	1914	
	Electric Fan	872	1005	1022	1270	1292	1536	1562	1841	1872	
	DuraPlate	2017	2250	2267	3363	3420	3546	3606	4540	4617	
400	None	287	321	327	402	408	466	474	575	584	
	Shaft Fan	692	777	790	1274	1296	1524	1550	1817	1847	
	Electric Fan	845	958	974	1222	1250	1483	1508	1777	1807	
	DuraPlate	1958	2136	2173	3254	3309	3435	3500	4390	4472	
450	None	241	303	308	359	365	400	402	509	512	
	Shaft Fan	589	724	737	1112	1131	1285	1307	1562	1589	
	Electric Fan	724	900	907	1067	1085	1250	1271	1529	1554	
	DuraPlate	1212	1412	1436	2049	2083	2205	2250	2804	2861	
500	None	233	287	291	345	350	381	388	486	494	
	Shaft Fan	571	689	701	1072	1091	1250	1264	1520	1537	
	Electric Fan	702	850	864	1028	1046	1209	1230	1479	1504	
	DuraPlate	1178	1350	1373	2000	2015	2137	2173	2727	2774	
560	None	242	282	287	341	350	371	378	478	486	
	Shaft Fan	586	676	688	1056	1074	1207	1228	1481	1506	
	Electric Fan	718	834	848	1013	1030	1174	1194	1449	1473	
	DuraPlate	1193	1322	1345	1944	1977	2073	2108	2663	2709	
630	None	230	271	275	325	330	354	360	457	465	
	Shaft Fan	558	653	664	1012	1029	1155	1174	1420	1444	
	Electric Fan	684	805	819	970	987	1123	1142	1389	1413	
	DuraPlate	1138	1280	1302	1870	1902	2000	2018	2576	2599	
710	None	222	256	260	311	316	341	350	438	450	
	Shaft Fan	540	620	630	974	1000	1116	1135	1372	1395	
	Electric Fan	662	766	779	934	949	1085	1104	1342	1365	
	DuraPlate	1103	1222	1250	1806	1837	1922	1954	2475	2517	

★ Basic thermal ratings listed are based on an ambient temperature of 68°F(20°C) at sea level. Application-adjusted thermal ratings must be calculated using the application-adjusted thermal factors on page 8 before comparing to the required load. For cooling beyond the range of values listed, contact the Factory.

† Actual sump temperatures will vary based upon exact ambient conditions and load profile.

\* Contact Factory.

Basic Thermal Ratings\* — Hp/Quad Reduction Maximum 180°F Sump Temperature†

HSS rpm	Nom. Ratio	Auxiliary Cooling	DRIVE SIZE								
			237	243	247	253	257	263	267	273	277
<b>1750</b>	140	None	343	363	369	450	457	432	440	462	469
		Shaft Fan	1594	1758	1787	2357	2397	2450	2500	2772	2828
		Electric Fan	1159	1273	1295	1693	1721	2000	2012	2265	2278
		DuraPlate	5195	5585	5680	8217	8356	8132	8270	10381	10557
	160	None	332	358	364	450	455	428	435	464	472
		Shaft Fan	1539	1716	1750	2298	2337	2367	2407	2677	2722
		Electric Fan	1118	1250	1265	1654	1682	1913	1945	2160	2197
		DuraPlate	5050	5448	5540	7981	8116	7840	7973	9968	10137
	180	None	318	346	352	427	434	409	415	445	453
		Shaft Fan	1479	1669	1697	2210	2250	2273	2311	2578	2621
		Electric Fan	1074	1208	1229	1588	1615	1836	1867	2080	2115
		DuraPlate	4855	5319	5409	7714	7845	7543	7671	9598	9761
	200	None	309	329	334	410	417	394	400	430	437
		Shaft Fan	1441	1603	1630	2138	2174	2204	2250	2490	2542
		Electric Fan	1046	1158	1178	1534	1560	1779	1809	2016	2050
		DuraPlate	4735	5146	5233	7511	7639	7342	7466	9340	9498
	224	None	310	345	351	418	425	450	455	518	523
		Shaft Fan	1400	1588	1614	2045	2080	2197	2250	2530	2591
		Electric Fan	1020	1156	1176	1477	1502	1790	1820	2078	2113
		DuraPlate	4566	4994	5079	7096	7217	7107	7227	9137	9292
250	None	296	333	339	400	405	427	434	493	502	
	Shaft Fan	1344	1542	1568	1965	2000	2108	2144	2458	2500	
	Electric Fan	979	1122	1141	1417	1441	1716	1750	1992	2031	
	DuraPlate	4387	4873	4956	6857	6973	6833	6949	8792	8941	
280	None	287	316	322	382	389	411	418	475	483	
	Shaft Fan	1309	1479	1504	1900	1932	2042	2077	2374	2414	
	Electric Fan	952	1074	1092	1368	1391	1661	1689	1934	1967	
	DuraPlate	4276	4710	4790	6674	6787	6647	6760	8551	8696	
315	None	300	312	318	381	387	401	408	472	480	
	Shaft Fan	1323	1452	1477	1868	1900	2000	2013	2346	2361	
	Electric Fan	969	1055	1073	1348	1371	1611	1639	1895	1927	
	DuraPlate	4234	4603	4681	6500	6610	6418	6527	8289	8429	
355	None	285	301	306	362	368	382	389	452	459	
	Shaft Fan	1266	1409	1433	1792	1822	1896	1928	2229	2266	
	Electric Fan	927	1022	1039	1291	1312	1542	1568	1818	1849	
	DuraPlate	4058	4486	4562	6271	6377	6162	6267	7966	8101	
400	None	275	285	290	350	353	367	373	434	442	
	Shaft Fan	1231	1349	1372	1730	1759	1835	1866	2157	2193	
	Electric Fan	900	976	1000	1250	1265	1500	1516	1769	1788	
	DuraPlate	3950	4329	4403	6097	6200	5989	6091	7740	7872	
450	None	242	283	287	342	350	401	408	496	504	
	Shaft Fan	1080	1275	1297	1534	1560	1656	1684	1975	2008	
	Electric Fan	786	928	944	1117	1135	1361	1384	1634	1661	
	DuraPlate	2500	2819	2867	3618	3679	3704	3766	4717	4797	
500	None	235	268	272	329	334	387	394	479	487	
	Shaft Fan	1050	1221	1250	1500	1510	1606	1633	1916	1948	
	Electric Fan	764	887	902	1078	1097	1319	1342	1584	1611	
	DuraPlate	2413	2715	2761	3516	3575	3601	3662	4587	4665	
560	None	244	264	268	326	331	378	384	472	480	
	Shaft Fan	1065	1198	1218	1460	1500	1559	1586	1875	1907	
	Electric Fan	779	871	885	1063	1081	1282	1303	1552	1578	
	DuraPlate	2410	2656	2701	3440	3500	3500	3548	4483	4544	
630	None	232	254	258	311	316	361	367	453	460	
	Shaft Fan	1018	1161	1180	1405	1429	1500	1521	1808	1834	
	Electric Fan	744	842	856	1021	1038	1229	1250	1491	1517	
	DuraPlate	2307	2583	2627	3329	3385	3351	3408	4300	4373	
710	None	225	240	244	300	303	350	353	439	443	
	Shaft Fan	988	1109	1128	1357	1380	1449	1473	1747	1776	
	Electric Fan	721	803	817	984	1001	1189	1209	1444	1469	
	DuraPlate	2250	2500	2525	3231	3286	3255	3310	4178	4249	

HSS rpm	Nom. Ratio	Auxiliary Cooling	DRIVE SIZE								
			237	243	247	253	257	263	267	273	277
<b>1430</b>	140	None	350	385	391	500	504	525	534	595	605
		Shaft Fan	1333	1500	1519	2685	2731	2822	2870	2950	3000
		Electric Fan	1120	1258	1279	1691	1719	2010	2044	2312	2352
		DuraPlate	4209	4543	4620	7356	7480	7316	7440	9255	9412
	160	None	332	376	382	485	494	509	518	577	586
		Shaft Fan	1283	1454	1479	2607	2651	2714	2760	2793	2840
		Electric Fan	1077	1224	1250	1643	1671	1934	1967	2213	2250
		DuraPlate	4083	4425	4500	7134	7255	7043	7163	8868	9018
	180	None	332	363	369	463	471	486	500	547	563
		Shaft Fan	1283	1412	1436	2506	2548	2606	2650	2687	2733
		Electric Fan	1077	1188	1209	1576	1602	1855	1887	2127	2163
		DuraPlate	3923	4317	4390	6889	7006	6772	6887	8533	8678
	200	None	308	345	351	444	452	468	476	534	543
		Shaft Fan	1199	1355	1378	2426	2467	2527	2570	2605	2649
		Electric Fan	1006	1139	1158	1521	1547	1797	1827	2060	2095
		DuraPlate	3824	4170	4240	6703	6816	6587	6699	8299	8439
	224	None	304	351	357	433	440	489	500	573	586
		Shaft Fan	1161	1334	1356	2289	2328	2466	2508	2595	2639
		Electric Fan	976	1125	1144	1442	1466	1768	1798	2068	2103
		DuraPlate	3684	4043	4112	6307	6414	6348	6455	8084	8221
250	None	290	339	344	413	420	466	474	552	561	
	Shaft Fan	1114	1294	1316	2200	2250	2365	2406	2494	2536	
	Electric Fan	935	1090	1109	1382	1406	1694	1722	1986	2020	
	DuraPlate	3537	3941	4008	6089	6192	6099	6202	7774	7906	
280	None	281	321	327	400	402	450	456	533	540	
	Shaft Fan	1083	1250	1260	2128	2165	2292	2331	2416	2457	
	Electric Fan	909	1043	1060	1334	1357	1639	1667	1922	1955	
	DuraPlate	3447	3803	3867	5922	6022	5929	6030	7556	7684	
315	None	293	317	322	393	400	437	445	525	534	
	Shaft Fan	1099	1217	1250	2089	2124	2219	2257	2359	2399	
	Electric Fan	926	1024	1042	1314	1336	1588	1615	1881	1912	
	DuraPlate	3423	3717	3780	5769	5866	5725	5822	7327	7451	
355	None	278	305	310	374	380	416	423	502	511	
	Shaft Fan	1051	1179	1199	2003	2037	2125	2161	2264	2302	
	Electric Fan	884	1000	1008	1257	1278	1519	1545	1804	1834	
	DuraPlate	3279	3619	3681	5561	5655	5493	5586	7037	7157	
400	None	269	289	294	358	364	400	407	483	491	
	Shaft Fan	1020	1127	1146	1935	1968	2057	2092	2213	2250	
	Electric Fan	858	946	962	1211	1231	1468	1500	1736	1773	
	DuraPlate	3190	3500	3546	5402	5494	5336	5426	6834	6950	
450	None	231	279	283	334	340	351	357	446	454	
	Shaft Fan	886	1058	1076	1691	1719	1751	1780	1895	1927	
	Electric Fan	743	900	905	1068	1086	1250	1268	1518	1539	
	DuraPlate	2000	2273	2311	3350	3407	3366	3423	4265	4338	
500	None	224	264	268	321	326	339	344	430	438	
	Shaft Fan	861	1011	1029	1636	1664	1698	1727	1838	1869	
	Electric Fan	722	850	864	1030	1048	1207	1228	1475	1500	
	DuraPlate	1936	2185	2222	3253	3308	3271	3327	4146	4216	
560	None	233	260	264	318	323	330	336	425	432	
	Shaft Fan	876	1000	1009	1608	1635	1648	1676	1799	1829	
	Electric Fan	736	835	849	1016	1033	1173	1193	1437	1461	
	DuraPlate	1940	2138	2175	3184	3238	3169	3223	4040	4108	
630	None	222	250	254	303	308	315	320	407	414	
	Shaft Fan	836	960	977	1548	1574	1580	1607	1729	1758	
	Electric Fan	703	807	821	974	1000	1124	1143	1380	1404	
	DuraPlate	1855	2077	2112	3078	3130	3043	3094	3886	3951	
710	None	214	236	240	290	295	303	309	393	400	
	Shaft Fan	811	916	932	1500	1521	1530	1556	1674	1702	
	Electric Fan	681	769	782	939	955	1087	1106	1336	1358	
	DuraPlate	1803	2000	2027	3000	3036	2954	3004	3772	3836	

\* Basic thermal ratings listed are based on an ambient temperature of 68°F(20°C) at sea level. Application-adjusted thermal ratings must be calculated using the application-adjusted thermal factors on page 8 before comparing to the required load. For cooling beyond the range of values listed, contact the Factory.

† Actual sump temperatures will vary based upon exact ambient conditions and load profile.

Basic Thermal Ratings\* — Hp/Quad Reduction Maximum 180°F Sump Temperature†

HSS rpm	Nom. Ratio	Auxiliary Cooling	DRIVE SIZE								
			237	243	247	253	257	263	267	273	277
1170	140	None	335	386	393	507	516	565	575	658	669
		Shaft Fan	1064	1211	1232	2147	2183	2524	2567	2913	2963
		Electric Fan	1058	1209	1230	1633	1661	1962	2000	2270	2315
		DuraPlate	3234	3507	3566	5654	5750	5916	6017	7454	7580
	160	None	320	374	381	492	501	543	552	627	638
		Shaft Fan	1021	1175	1195	2078	2113	2422	2463	2773	2820
		Electric Fan	1015	1174	1194	1581	1608	1882	1913	2165	2201
		DuraPlate	3130	3410	3500	5476	5569	5688	5785	7125	7246
	180	None	306	361	367	469	477	518	527	601	611
		Shaft Fan	979	1140	1159	2000	2028	2322	2362	2666	2711
		Electric Fan	973	1139	1158	1516	1541	1803	1834	2081	2116
		DuraPlate	3005	3322	3378	5280	5370	5464	5557	6852	6968
	200	None	297	343	350	450	458	500	507	581	589
		Shaft Fan	952	1091	1110	1927	1960	2250	2288	2583	2627
		Electric Fan	947	1090	1108	1462	1500	1750	1775	2020	2048
		DuraPlate	2927	3202	3257	5129	5216	5310	5400	6658	6771
	224	None	278	312	318	426	433	500	506	596	603
		Shaft Fan	906	1033	1051	1806	1836	2176	2213	2538	2581
		Electric Fan	901	1032	1049	1371	1394	1693	1722	1988	2022
		DuraPlate	2804	3065	3117	4807	4889	5101	5188	6470	6579
250	None	265	301	306	406	413	474	482	567	577	
	Shaft Fan	868	1001	1018	1750	1762	2085	2120	2458	2500	
	Electric Fan	863	1000	1016	1313	1336	1621	1648	1909	1941	
	DuraPlate	2691	3000	3034	4634	4713	4897	4980	6218	6323	
280	None	257	285	290	389	400	456	464	546	555	
	Shaft Fan	844	956	972	1673	1701	2018	2053	2360	2400	
	Electric Fan	839	955	971	1267	1288	1567	1594	1846	1878	
	DuraPlate	2620	2872	2921	4500	4576	4756	4836	6038	6140	
315	None	267	281	286	386	392	444	451	538	547	
	Shaft Fan	859	939	955	1643	1671	1954	2000	2288	2342	
	Electric Fan	854	938	954	1250	1267	1518	1544	1805	1835	
	DuraPlate	2613	2810	2857	4389	4464	4594	4671	5860	5959	
355	None	254	270	275	367	373	422	429	514	523	
	Shaft Fan	820	908	924	1574	1600	1869	1901	2213	2250	
	Electric Fan	816	907	922	1192	1212	1451	1476	1730	1759	
	DuraPlate	2501	2731	2778	4224	4296	4403	4478	5624	5720	
400	None	246	256	260	351	357	406	412	494	503	
	Shaft Fan	800	866	881	1517	1543	1808	1838	2136	2172	
	Electric Fan	791	865	879	1147	1167	1402	1426	1671	1699	
	DuraPlate	2431	2626	2670	4096	4166	4273	4345	5457	5549	
450	None	215	265	270	316	321	342	350	431	442	
	Shaft Fan	700	837	851	1318	1340	1521	1547	1828	1859	
	Electric Fan	689	836	850	1000	1016	1174	1194	1430	1454	
	DuraPlate	1511	1750	1765	2544	2587	2725	2771	3452	3510	
500	None	208	251	255	303	308	329	335	419	426	
	Shaft Fan	673	800	812	1273	1295	1474	1500	1770	1802	
	Electric Fan	669	800	811	964	980	1137	1156	1384	1408	
	DuraPlate	1470	1665	1693	2466	2508	2645	2690	3351	3408	
560	None	217	247	251	300	305	321	326	413	420	
	Shaft Fan	687	784	800	1253	1274	1431	1455	1734	1763	
	Electric Fan	683	782	800	950	966	1104	1123	1356	1379	
	DuraPlate	1480	1630	1658	2416	2457	2564	2607	3269	3324	
630	None	206	238	242	286	291	306	311	395	402	
	Shaft Fan	656	757	770	1203	1224	1371	1394	1665	1693	
	Electric Fan	652	756	769	911	926	1057	1075	1302	1324	
	DuraPlate	1414	1581	1608	2331	2370	2459	2501	3141	3194	
710	None	200	224	228	274	278	295	300	380	387	
	Shaft Fan	635	721	733	1160	1180	1327	1349	1611	1639	
	Electric Fan	632	720	732	877	900	1022	1040	1259	1280	
	DuraPlate	1373	1513	1539	2257	2295	2384	2425	3047	3098	

HSS rpm	Nom. Ratio	Auxiliary Cooling	DRIVE SIZE								
			237	243	247	253	257	263	267	273	277
970	140	None	313	375	382	500	505	564	574	663	675
		Shaft Fan	874	1015	1032	1776	1806	2104	2139	2458	2500
		Electric Fan	1000	1157	1177	1564	1591	1885	1917	2213	2250
		DuraPlate	2588	2825	2873	4536	4613	4796	4877	6038	6140
	160	None	300	363	369	480	488	540	549	628	638
		Shaft Fan	837	983	1000	1716	1750	2015	2049	2311	2351
		Electric Fan	953	1122	1141	1511	1537	1806	1836	2082	2117
		DuraPlate	2500	2744	2790	4388	4462	4606	4684	5761	5858
	180	None	285	350	356	457	465	515	524	601	612
		Shaft Fan	802	953	969	1645	1673	1931	1963	2220	2258
		Electric Fan	913	1087	1106	1448	1472	1729	1759	2000	2034
		DuraPlate	2398	2670	2715	4225	4297	4420	4495	5537	5631
	200	None	277	332	338	439	450	500	504	585	589
		Shaft Fan	779	910	926	1587	1614	1869	1900	2150	2186
		Electric Fan	887	1040	1058	1396	1420	1673	1701	1935	1968
		DuraPlate	2335	2569	2613	4098	4168	4291	4364	5375	5466
	224	None	267	312	317	382	388	430	437	580	590
		Shaft Fan	750	870	885	1443	1468	1750	1762	2126	2140
		Electric Fan	854	1000	1012	1266	1287	1546	1572	1897	1929
		DuraPlate	2250	2468	2510	3793	3857	4050	4118	5219	5307
250	None	255	300	305	363	370	409	416	555	565	
	Shaft Fan	718	842	856	1383	1406	1658	1686	2019	2054	
	Electric Fan	818	964	980	1212	1232	1479	1504	1820	1851	
	DuraPlate	2153	2400	2440	3651	3713	3884	3950	5012	5097	
280	None	247	284	289	350	354	394	400	535	544	
	Shaft Fan	700	803	817	1333	1356	1603	1631	1967	2000	
	Electric Fan	800	920	936	1168	1187	1429	1454	1760	1789	
	DuraPlate	2095	2306	2345	3540	3600	3768	3832	4863	4946	
315	None	257	280	285	345	351	383	389	526	535	
	Shaft Fan	712	789	802	1311	1334	1553	1579	1908	1940	
	Electric Fan	810	903	919	1149	1169	1385	1408	1721	1750	
	DuraPlate	2097	2257	2295	3458	3516	3641	3703	4724	4804	
355	None	244	269	274	328	333	364	370	503	511	
	Shaft Fan	680	762	775	1254	1275	1500	1509	1848	1859	
	Electric Fan	773	873	888	1098	1117	1323	1345	1647	1675	
	DuraPlate	2005	2191	2250	3323	3379	3500	3547	4548	4609	
400	None	236	255	259	314	319	350	355	484	491	
	Shaft Fan	658	725	738	1207	1227	1433	1457	1766	1796	
	Electric Fan	749	832	846	1056	1074	1277	1298	1591	1618	
	DuraPlate	1948	2102	2138	3217	3272	3381	3438	4393	4467	
450	None	201	251	255	300	303	326	331	415	422	
	Shaft Fan	566	690	701	1072	1090	1250	1263	1512	1528	
	Electric Fan	646	789	802	942	958	1108	1127	1352	1375	
	DuraPlate	1203	1388	1412	2023	2057	2181	2218	2776	2823	
500	None	195	238	242	286	291	314	319	400	407	
	Shaft Fan	549	657	668	1034	1052	1202	1222	1454	1479	
	Electric Fan	627	752	764	908	923	1072	1091	1309	1331	
	DuraPlate	1170	1329	1351	1958	2000	2115	2151	2693	2738	
560	None	203	234	238	283	288	306	311	394	401	
	Shaft Fan	563	645	655	1019	1036	1167	1187	1424	1449	
	Electric Fan	641	738	750	900	910	1042	1059	1282	1304	
	DuraPlate	1183	1302	1324	1921	1953	2051	2086	2629	2673	
630	None	193	225	228	269	274	292	300	373	383	
	Shaft Fan	537	622	633	977	1000	1117	1136	1367	1390	
	Electric Fan	611	712	725	857	872	1000	1014	1234	1251	
	DuraPlate	1129	1261	1282	1849	1881	1966	2000	2523	2567	
710	None	186	212	216	258	262	281	286	363	369	
	Shaft Fan	520	591	601	941	956	1080	1099	1321	1344	
	Electric Fan	592	678	689	825	839	963	980	1189	1209	
	DuraPlate	1095	1204	1225	1788	1818	1904	1937	2458	2500	

\* Basic thermal ratings listed are based on an ambient temperature of 68°F(20°C) at sea level. Application-adjusted thermal ratings must be calculated using the application-adjusted thermal factors on page 8 before comparing to the required load. For cooling beyond the range of values listed, contact the Factory.

† Actual sump temperatures will vary based upon exact ambient conditions and load profile.

\* Contact Factory.

Basic Thermal Ratings\* — Hp/Quad Reduction Maximum 180°F Sump Temperature†

HSS rpm	Nom. Ratio	Auxiliary Cooling	DRIVE SIZE								
			237	243	247	253	257	263	267	273	277
870	140	None	305	354	361	486	494	556	566	656	667
		Shaft Fan	785	901	917	1588	1615	1889	1921	2213	2250
		Electric Fan	963	1110	1129	1519	1545	1834	1865	2136	2173
		DuraPlate	2277	2500	2516	4000	4054	4239	4311	5334	5425
	160	None	291	343	350	469	477	531	540	619	629
		Shaft Fan	751	873	888	1534	1560	1808	1839	2075	2111
		Electric Fan	922	1076	1094	1467	1500	1755	1785	2025	2059
		DuraPlate	2197	2402	2443	3854	3919	4069	4138	5084	5170
	180	None	278	331	336	450	454	506	515	593	603
		Shaft Fan	719	845	859	1469	1500	1750	1761	2015	2027
		Electric Fan	884	1043	1060	1405	1429	1680	1709	1944	1977
		DuraPlate	2107	2336	2375	3708	3771	3903	4000	4847	4967
	200	None	269	314	319	428	435	487	500	566	581
		Shaft Fan	700	807	820	1416	1440	1675	1703	1928	1961
		Electric Fan	859	1000	1013	1354	1377	1625	1652	1881	1913
		DuraPlate	2050	2250	2283	3594	3655	3787	3851	4740	4820
	224	None	259	307	312	378	384	434	441	526	535
		Shaft Fan	672	786	800	1291	1313	1562	1588	1834	1865
		Electric Fan	826	970	986	1233	1254	1514	1540	1788	1819
		DuraPlate	1971	2174	2211	3327	3383	3582	3642	4552	4629
250	None	250	296	301	360	366	413	420	503	511	
	Shaft Fan	642	760	773	1236	1257	1500	1519	1767	1789	
	Electric Fan	790	939	955	1180	1200	1448	1473	1721	1750	
	DuraPlate	1889	2112	2148	3200	3254	3433	3500	4360	4445	
280	None	240	280	285	345	350	400	404	487	492	
	Shaft Fan	624	724	737	1191	1212	1444	1468	1701	1729	
	Electric Fan	768	900	911	1137	1157	1399	1423	1658	1686	
	DuraPlate	1838	2027	2062	3099	3152	3329	3385	4238	4310	
315	None	250	276	280	341	350	386	393	477	485	
	Shaft Fan	639	711	723	1172	1192	1398	1422	1663	1691	
	Electric Fan	783	879	900	1119	1138	1356	1378	1621	1648	
	DuraPlate	1844	2000	2018	3030	3081	3218	3272	4121	4191	
355	None	237	265	270	324	330	367	373	455	463	
	Shaft Fan	609	687	700	1120	1139	1335	1358	1592	1619	
	Electric Fan	747	850	864	1069	1087	1294	1316	1552	1579	
	DuraPlate	1762	1925	1958	2909	2958	3080	3132	3951	4018	
400	None	229	251	255	310	315	352	358	437	445	
	Shaft Fan	590	653	664	1077	1095	1289	1311	1537	1563	
	Electric Fan	724	809	823	1028	1046	1250	1270	1499	1524	
	DuraPlate	1711	1845	1876	2814	2862	3000	3034	3849	3893	
450	None	194	242	247	287	292	315	321	402	409	
	Shaft Fan	504	616	627	951	967	1103	1122	1339	1362	
	Electric Fan	621	761	774	909	924	1069	1087	1306	1328	
	DuraPlate	1054	1219	1250	1769	1799	1915	1947	2458	2500	
500	None	187	229	233	275	280	304	309	387	394	
	Shaft Fan	489	586	600	917	932	1067	1085	1296	1318	
	Electric Fan	603	725	738	876	900	1034	1052	1264	1285	
	DuraPlate	1024	1165	1185	1711	1750	1856	1888	2369	2409	
560	None	195	225	229	273	277	296	301	382	388	
	Shaft Fan	502	575	585	903	918	1036	1054	1270	1292	
	Electric Fan	617	712	724	863	877	1005	1022	1239	1260	
	DuraPlate	1038	1142	1161	1680	1708	1800	1831	2314	2353	
630	None	185	217	220	259	264	282	287	365	371	
	Shaft Fan	478	555	565	865	880	1000	1008	1240	1250	
	Electric Fan	588	687	700	826	840	961	977	1188	1208	
	DuraPlate	1000	1105	1123	1616	1643	1724	1754	2221	2259	
710	None	179	204	208	250	252	271	276	351	357	
	Shaft Fan	463	527	536	832	847	958	974	1177	1197	
	Electric Fan	569	653	665	800	808	928	944	1148	1167	
	DuraPlate	960	1054	1072	1560	1587	1670	1698	2151	2187	

★ Basic thermal ratings listed are based on an ambient temperature of 68°F(20°C) at sea level. Application-adjusted thermal ratings must be calculated using the application-adjusted thermal factors on page 8 before comparing to the required load. For cooling beyond the range of values listed, contact the Factory.

† Actual sump temperatures will vary based upon exact ambient conditions and load profile.

\* Contact Factory.

Exact Ratios — Sizes 133-273

Nominal Ratios	Drive Size												
	133	143	153	163	173	193	203	213	223	243	253	263	273
<b>DOUBLE REDUCTION</b>													
6.30	...	...	...	...	6.735	...	...	...	...	...	...	...	...
7.10	7.351	7.132	7.053	7.344	7.451	...	...	...	...	...	...	...	...
8.00	8.256	7.983	8.165	8.090	8.515	...	...	...	...	...	...	...	...
9.00	8.927	9.168	8.828	8.947	9.217	...	...	...	...	...	...	...	...
10.0	10.28	9.737	9.737	10.05	10.20	...	...	...	...	...	...	...	...
11.2	11.54	10.90	11.27	11.07	11.65	...	...	...	...	...	...	...	...
12.5	12.48	12.52	12.19	12.24	...	...	...	...	...	...	...	...	...
<b>TRIPLE REDUCTION</b>													
8.00	...	...	...	...	...	8.396	...	7.875	...	...	...	...	...
9.00	...	...	...	...	...	9.479	9.344	9.064	8.815	9.061	9.145	9.036	8.910
10.0	...	...	...	...	...	10.36	10.43	9.910	10.12	10.14	10.35	10.22	10.02
11.2	...	...	...	...	...	11.89	11.37	11.01	11.03	11.60	11.28	11.04	10.87
12.5	...	...	...	...	13.74	13.45	13.08	12.32	12.29	12.70	12.90	12.62	12.97
14.0	14.44	14.09	14.39	14.40	15.20	15.19	14.97	14.18	13.79	14.53	14.06	13.63	14.07
16.0	16.22	15.77	16.66	15.86	17.37	16.60	16.71	15.50	15.83	15.87	15.96	16.09	15.83
18.0	17.54	18.11	18.01	17.54	18.79	18.23	18.21	17.29	17.25	17.75	18.07	18.21	17.80
20.0	20.15	20.43	19.91	20.81	20.78	20.58	20.28	19.90	19.35	20.31	19.69	19.66	19.31
22.4	22.63	22.86	23.05	22.92	23.75	22.49	22.64	21.75	22.20	22.50	22.90	23.51	22.80
25.0	24.47	26.26	24.93	25.35	25.65	24.92	24.68	25.32	24.20	25.74	24.96	25.38	24.73
28.0	28.00	27.67	28.15	29.05	28.38	28.13	27.73	27.64	28.26	28.70	28.58	29.65	29.45
31.5	31.44	30.98	32.58	32.00	32.43	30.74	30.95	30.22	30.84	32.10	32.36	33.54	33.13
35.5	34.00	35.58	35.23	35.39	36.24	35.56	33.73	35.47	33.62	36.73	35.26	36.22	35.93
40.0	39.52	38.30	40.46	41.66	40.09	40.14	39.57	40.83	39.71	40.04	40.09	41.44	40.73
45.0	44.38	42.87	46.84	45.88	45.82	43.87	44.16	44.64	45.56	44.79	45.38	46.88	45.82
50.0	47.99	49.24	50.65	50.74	50.85	50.18	48.14	50.88	49.67	51.25	49.46	50.62	49.70
56.0	57.11	54.77	55.45	58.10	56.25	56.66	55.85	55.28	56.78	55.58	56.93	58.16	57.13
63.0	62.70	61.31	64.19	64.00	64.29	61.92	62.32	60.43	61.69	62.17	64.45	65.79	64.26
71.0	67.80	70.41	69.41	70.78	73.65	71.68	67.94	73.45	67.24	71.14	70.24	71.04	69.70
80.0	80.02	77.30	83.33	81.73	84.18	78.33	78.84	80.30	81.97	80.63	81.69	82.79	83.85
90.0	86.53	88.77	90.11	90.39	93.41	89.60	85.95	91.53	89.35	92.26	89.02	89.40	90.95
100	103.0	98.75	98.65	103.5	103.3	101.2	99.72	99.44	102.1	100.0	102.5	102.7	104.5
112	113.1	110.5	114.2	114.0	118.1	110.6	111.3	108.7	111.0	111.9	116.0	116.2	117.6
125	122.2	127.0	123.5	126.1	...	...	121.3	...	121.0	128.1	126.4	125.5	127.5
<b>QUADRUPLE REDUCTION</b>													
140	...	...	...	...	...	...	...	...	...	143.0	138.4	140.1	138.5
160	...	...	...	...	...	...	...	...	...	159.5	158.5	163.7	164.9
180	...	...	...	...	...	...	...	...	...	178.4	179.4	185.2	185.5
200	...	...	...	...	...	...	...	...	...	204.1	195.5	200.0	201.2
224	...	...	...	...	...	...	...	...	...	225.1	224.5	227.9	226.0
250	...	...	...	...	...	...	...	...	...	251.8	254.1	257.8	254.2
280	...	...	...	...	...	...	...	...	...	288.1	277.0	278.4	275.7
315	...	...	...	...	...	...	...	...	...	312.4	318.8	319.9	316.9
355	...	...	...	...	...	...	...	...	...	349.5	360.9	361.9	356.4
400	...	...	...	...	...	...	...	...	...	399.9	393.3	390.7	386.6
450	...	...	...	...	...	...	...	...	...	452.3	466.9	463.2	453.3
500	...	...	...	...	...	...	...	...	...	517.6	508.8	500.2	491.7
560	...	...	...	...	...	...	...	...	...	561.3	585.6	574.6	565.2
630	...	...	...	...	...	...	...	...	...	627.8	663.0	650.1	635.7
710	...	...	...	...	...	...	...	...	...	718.4	722.6	702.0	689.6

Exact Ratios — Sizes 107-277

Nominal Ratios	Drive Size																	
	107	117	127	137	147	157	167	177	187	197	207	217	227	237	247	257	267	277
<b>DOUBLE REDUCTION</b>																		
6.30	...	...	...	...	...	...	...	6.735	...	...	...	...	...	...	...	...	...	...
7.10	7.344	7.058	7.408	7.351	7.132	7.053	7.344	7.451	7.339	...	...	...	...	...	...	...	...	...
8.00	8.030	8.053	8.320	8.256	7.983	8.165	8.090	8.515	7.983	...	...	...	...	...	...	...	...	...
9.00	8.941	9.059	8.996	8.927	9.168	8.828	8.947	9.217	9.154	...	...	...	...	...	...	...	...	...
10.0	10.03	9.745	10.04	10.28	9.737	9.737	10.05	10.20	10.04	...	...	...	...	...	...	...	...	...
11.2	10.96	11.12	11.27	11.54	10.90	11.27	11.07	11.65	10.92	...	...	...	...	...	...	...	...	...
12.5	12.21	12.51	12.19	12.48	12.52	12.19	12.24	...	12.53	...	...	...	...	...	...	...	...	...
<b>TRIPLE REDUCTION</b>																		
8.00	...	...	...	...	...	...	...	...	...	8.396	...	7.875	...	...	...	...	...	...
9.00	...	...	...	...	...	...	...	...	...	9.479	9.344	9.064	8.815	9.100	9.061	9.145	9.036	8.910
10.0	...	...	...	...	...	...	...	...	...	10.36	10.43	9.910	10.12	10.30	10.14	10.35	10.22	10.02
11.2	...	...	...	...	...	...	...	...	...	11.89	11.37	11.01	11.03	11.09	11.60	11.28	11.04	10.87
12.5	...	...	...	...	...	...	...	13.74	...	13.45	13.08	12.32	12.29	13.20	12.70	12.90	12.62	12.97
14.0	14.64	14.39	14.26	14.44	14.09	14.39	14.40	15.20	14.97	15.19	14.97	14.18	13.79	14.20	14.53	14.06	13.63	14.07
16.0	16.00	16.42	16.02	16.22	15.77	16.66	15.86	17.37	16.29	16.60	16.71	15.50	15.83	16.19	15.87	15.96	16.09	15.83
18.0	17.82	18.47	17.32	17.54	18.11	18.01	17.54	18.79	18.67	18.23	18.21	17.29	17.25	18.33	17.75	18.07	18.21	17.80
20.0	20.03	20.00	19.82	20.15	20.43	19.91	20.81	20.78	20.47	20.58	20.28	19.90	19.35	19.73	20.31	19.69	19.66	19.31
22.4	21.90	22.82	22.26	22.63	22.86	23.05	22.92	23.75	22.27	22.49	22.64	21.75	22.20	23.23	22.50	22.90	23.51	22.80
25.0	24.39	25.67	24.07	24.47	26.26	24.93	25.35	25.65	25.53	24.92	24.68	25.32	24.20	25.00	25.74	24.96	25.38	24.73
28.0	28.74	27.65	29.11	28.00	27.67	28.15	29.05	28.38	27.95	28.13	27.73	27.64	28.26	28.64	28.70	28.58	29.65	29.45
31.5	31.42	31.54	32.70	31.44	30.98	32.58	32.00	32.43	30.40	30.74	30.95	30.22	30.84	32.43	32.10	32.36	33.54	33.13
35.5	34.99	35.48	35.35	34.00	35.58	35.23	35.39	36.24	34.86	35.56	33.73	35.47	33.62	34.89	36.73	35.26	36.22	35.93
40.0	40.57	39.64	40.46	39.52	38.30	40.46	41.66	40.09	39.49	40.14	39.57	40.83	39.71	40.38	40.04	40.09	41.44	40.73
45.0	44.35	45.22	45.44	44.38	42.87	46.84	45.88	45.82	42.96	43.87	44.16	44.64	45.56	45.72	44.79	45.38	46.88	45.82
50.0	49.39	50.88	49.13	47.99	49.24	50.65	50.74	50.85	49.26	50.18	48.14	50.88	49.67	49.20	51.25	49.46	50.62	49.70
56.0	57.31	56.28	58.38	57.11	54.77	55.45	58.10	56.25	55.40	56.66	55.85	55.28	56.78	58.36	55.58	56.93	58.16	57.13
63.0	62.66	61.55	63.81	62.70	61.31	64.19	64.00	64.29	60.27	61.92	62.32	60.43	61.69	66.07	62.17	64.45	65.79	64.26
71.0	69.77	69.25	69.00	67.80	70.41	69.41	70.78	73.65	69.11	71.68	67.94	73.45	67.24	71.10	71.14	70.24	71.04	69.70
80.0	77.83	81.43	80.84	80.02	77.30	83.33	81.73	84.18	78.91	78.33	78.84	80.30	81.97	81.44	80.63	81.69	82.79	83.85
90.0	86.67	91.61	87.41	86.53	88.77	90.11	90.39	93.41	90.49	89.60	85.95	91.53	89.35	87.64	92.26	89.02	89.40	90.95
100	100.6	101.3	103.9	103.0	98.75	98.65	103.5	103.3	101.8	101.2	99.72	99.44	102.1	104.0	100.0	102.5	102.7	104.5
112	110.0	110.8	113.5	113.1	110.5	114.2	114.0	118.1	110.7	110.6	111.3	108.7	111.0	117.7	111.9	116.0	116.2	117.6
125	122.4	124.7	122.8	122.2	127.0	123.5	126.1	...	127.0	...	121.3	...	121.0	126.6	128.1	126.4	125.5	127.5
<b>QUADRUPLE REDUCTION</b>																		
140	...	...	...	...	...	...	...	...	...	...	...	...	...	137.9	143.0	138.4	140.1	138.5
160	...	...	...	...	...	...	...	...	...	...	...	...	...	158.0	159.5	158.5	163.7	164.9
180	...	...	...	...	...	...	...	...	...	...	...	...	...	178.9	178.4	179.4	185.2	185.5
200	...	...	...	...	...	...	...	...	...	...	...	...	...	192.5	204.1	195.5	200.0	201.2
224	...	...	...	...	...	...	...	...	...	...	...	...	...	218.4	225.1	224.5	227.9	226.0
250	...	...	...	...	...	...	...	...	...	...	...	...	...	247.2	251.8	254.1	257.8	254.2
280	...	...	...	...	...	...	...	...	...	...	...	...	...	266.1	288.1	277.0	278.4	275.7
315	...	...	...	...	...	...	...	...	...	...	...	...	...	315.6	312.4	318.8	319.9	316.9
355	...	...	...	...	...	...	...	...	...	...	...	...	...	357.3	349.5	360.9	361.9	356.4
400	...	...	...	...	...	...	...	...	...	...	...	...	...	384.5	399.9	393.3	390.7	386.6
450	...	...	...	...	...	...	...	...	...	...	...	...	...	450.3	452.3	466.9	463.2	453.3
500	...	...	...	...	...	...	...	...	...	...	...	...	...	484.6	517.6	508.8	500.2	491.7
560	...	...	...	...	...	...	...	...	...	...	...	...	...	574.8	561.3	585.6	574.6	565.2
630	...	...	...	...	...	...	...	...	...	...	...	...	...	650.7	627.8	663.0	650.1	635.7
710	...	...	...	...	...	...	...	...	...	...	...	...	...	700.3	718.4	722.6	702.0	689.6

WR<sup>2</sup> (lb-in<sup>2</sup>) Referred to Reducer High Speed Shaft VR — Sizes 133-273

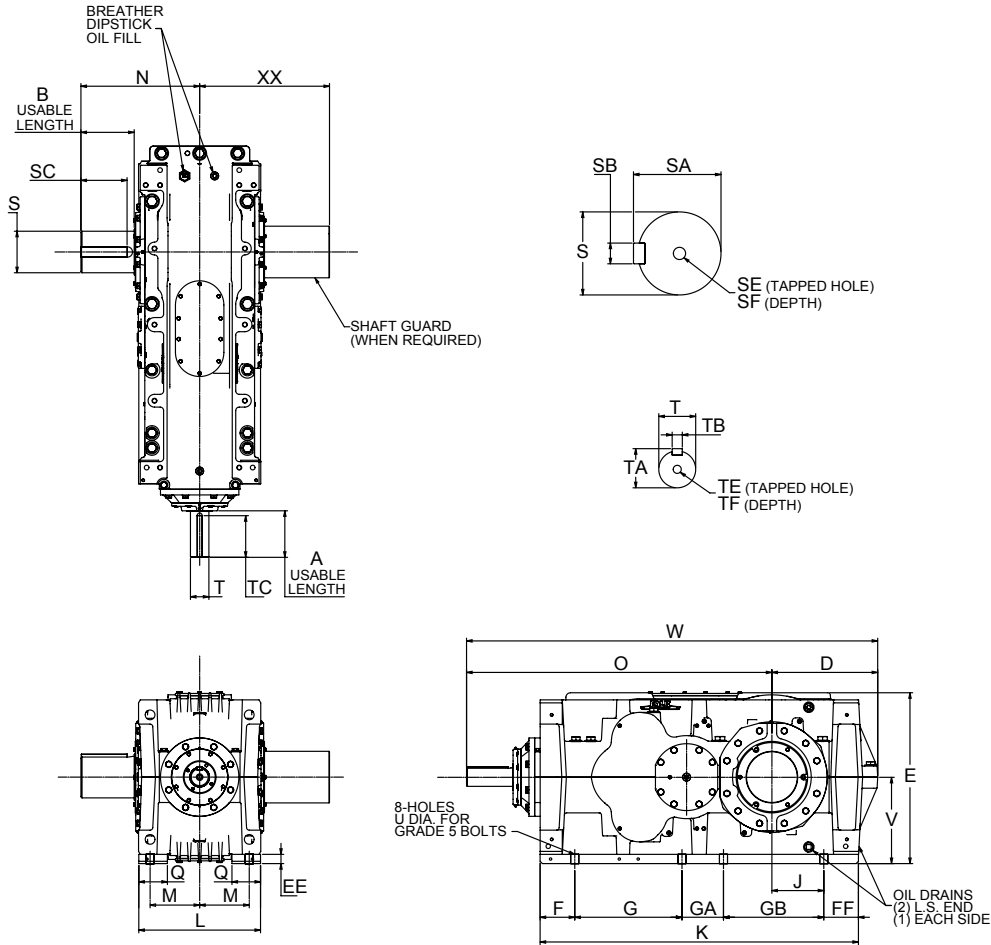
Nominal Ratios	Unit Size												
	133	143	153	163	173	193	203	213	223	243	253	263	273
<b>DOUBLE REDUCTION</b>													
6.3	...	...	...	...	5887	...	...	...	...	...	...	...	...
7.1	657.2	1012	2018	3016	5673	...	...	...	...	...	...	...	...
8	628.2	966.1	1909	3005	5466	...	...	...	...	...	...	...	...
9	612.3	916.7	1858	2811	3937	...	...	...	...	...	...	...	...
10	450.5	693.3	1411	1994	3822	...	...	...	...	...	...	...	...
11.2	435.7	668.9	1354	1988	3711	...	...	...	...	...	...	...	...
12.5	427.5	642.4	1327	1885	...	...	...	...	...	...	...	...	...
<b>TRIPLE REDUCTION</b>													
6.3	...	...	...	...	...	...	...	...	...	...	...	...	...
7.1	...	...	...	...	...	...	...	...	...	...	...	...	...
8	...	...	...	...	...	13017	...	27737	...	...	...	...	...
9	...	...	...	...	...	12659	13599	26731	29345	94985	127792	203512	313586
10	...	...	...	...	...	12431	13197	26173	28071	92593	124315	197471	304717
11.2	...	...	...	...	...	11162	12912	23691	27375	90065	122184	194125	299271
12.5	...	...	...	...	3432	8118	11504	17452	24599	81795	109249	177279	266035
14	280.9	555.6	987.0	1728	3380	7978	8344	17041	18109	80192	107885	237630	262782
16	273.4	543.9	960.9	1725	3331	7890	8188	16813	17589	71854	95682	155533	236083
18	269.3	531.2	948.8	1675	3035	7224	8077	15156	17304	71075	94540	153628	233273
20	238.3	472.7	850.1	1460	3007	7148	7347	14947	15490	70251	93840	152574	231547
22.4	234.4	467.1	836.5	1458	2981	7099	7262	14831	15225	36267	68721	106810	167715
25	232.3	461.1	830.2	1434	2055	5008	7201	13959	15081	35754	68285	106177	166663
28	159.7	325.2	554.8	1010	2041	4968	5074	10271	14130	32372	63627	99793	155382
31.5	157.7	322.2	548.0	1010	2026	4942	5029	10211	10415	32134	63271	99232	154570
35.5	156.6	318.9	544.9	997.2	1920	4666	4996	9539	10340	31882	63053	98921	154072
40	146.3	303.3	509.0	938.3	1913	4646	4699	9490	9619	27726	33499	60701	92407
45	145.3	301.7	505.7	937.9	1906	4634	4676	9462	9556	27603	33318	60414	91982
50	144.7	300.0	504.2	931.9	1811	4357	4660	9084	9522	27474	33207	60255	91722
56	139.7	280.7	471.7	878.9	1808	4347	4373	9001	9127	25963	31057	58018	86973
63	138.1	280.0	469.9	878.7	1804	4341	4362	8986	9037	25899	30967	57873	86757
71	137.8	279.1	469.1	875.6	543.2	1548	4354	2914	9018	25832	30912	57792	86624
80	44.64	83.42	148.4	298.7	541.1	1544	1557	2905	2934	5385	8332	10600	14509
90	44.47	82.90	148.0	296.8	513.2	1457	1552	2788	2923	5345	8298	10549	14431
100	42.94	76.97	137.7	280.1	512.0	1454	1462	2762	2801	4879	7636	9832	13013
112	42.43	76.73	137.1	280.1	511.0	1452	1459	2758	2774	4859	7608	9785	12949
125	42.35	76.47	136.9	279.1	...	...	1456	...	2768	4838	7591	9759	12909
<b>QUADRUPLE REDUCTION</b>													
140	...	...	...	...	...	...	...	...	...	2438	2893	5020	6056
160	...	...	...	...	...	...	...	...	...	2330	2741	4812	5694
180	...	...	...	...	...	...	...	...	...	2322	2730	4794	5668
200	...	...	...	...	...	...	...	...	...	2314	2723	4784	5652
224	...	...	...	...	...	...	...	...	...	2033	2306	4148	4736
250	...	...	...	...	...	...	...	...	...	2029	2300	4139	4722
280	...	...	...	...	...	...	...	...	...	2025	2297	4134	4714
315	...	...	...	...	...	...	...	...	...	1993	2244	4070	4610
355	...	...	...	...	...	...	...	...	...	1991	2241	4065	4603
400	...	...	...	...	...	...	...	...	...	1989	2239	4063	4599
450	...	...	...	...	...	...	...	...	...	484.5	572.8	5821	1241
500	...	...	...	...	...	...	...	...	...	483.2	571.8	5787	1238
560	...	...	...	...	...	...	...	...	...	473.5	556.1	5383	1205
630	...	...	...	...	...	...	...	...	...	472.8	555.3	5352	1203
710	...	...	...	...	...	...	...	...	...	472.2	554.7	5335	1202

**WR<sup>2</sup> (lb-in<sup>2</sup>) Referred to Reducer High Speed Shaft VR — Sizes 107-277**

Nominal Ratios	Unit Size																	
	107	117	127	137	147	157	167	177	187	197	207	217	227	237	247	257	267	277
<b>DOUBLE REDUCTION</b>																		
6.3	...	...	...	...	...	...	...	5887	...	...	...	...	...	...	...	...	...	...
7.1	90.05	197.6	403.2	657.2	1012	2018	3016	5673	6135	...	...	...	...	...	...	...	...	...
8	86.29	183.8	387.1	628.2	966.1	1909	3005	5466	5938	...	...	...	...	...	...	...	...	...
9	82.35	173.8	377.7	612.3	916.7	1858	2811	3937	5833	...	...	...	...	...	...	...	...	...
10	58.18	131.5	319.2	450.5	693.3	1411	1994	3822	4069	...	...	...	...	...	...	...	...	...
11.2	56.17	124.3	310.4	435.7	668.9	1354	1988	3711	3963	...	...	...	...	...	...	...	...	...
12.5	54.05	119.0	305.3	427.5	642.4	1327	1885	...	3908	...	...	...	...	...	...	...	...	...
<b>TRIPLE REDUCTION</b>																		
6.3	...	...	...	...	...	...	...	...	...	...	...	...	...	...	...	...	...	...
7.1	...	...	...	...	...	...	...	...	...	...	...	...	...	...	...	...	...	...
8	...	...	...	...	...	...	...	...	...	13017	...	27737	...	...	...	...	...	...
9	...	...	...	...	...	...	...	...	...	12659	13599	26731	29345	70530	94985	127792	203512	313586
10	...	...	...	...	...	...	...	...	...	12431	13197	26173	28071	68702	92593	124315	197471	304717
11.2	...	...	...	...	...	...	...	...	...	11162	12912	23691	27375	67721	90065	122184	194125	299271
12.5	...	...	...	...	...	...	...	3432	...	8118	11504	17452	24599	60532	81795	109249	177279	266035
14	44.85	132.3	176.1	280.9	555.6	987.0	1728	3380	3491	7978	8344	17041	18109	59531	80192	107885	237630	262782
16	43.90	129.0	172.2	273.4	543.9	960.9	1725	3331	3444	7890	8188	16813	17589	53720	71854	95682	155533	236083
18	42.91	126.6	169.9	269.3	531.2	948.8	1675	3035	3419	7224	8077	15156	17304	53142	71075	94540	153628	233273
20	39.17	118.3	155.1	238.3	472.7	850.1	1460	3007	3067	7148	7347	14947	15490	52833	70251	93840	152574	231547
22.4	38.66	116.6	153.0	234.4	467.1	836.5	1458	2981	3041	7099	7262	14831	15225	36820	36267	68721	106810	167715
25	38.13	115.4	151.8	232.3	461.1	830.2	1434	2055	3028	5008	7201	13959	15081	36627	35754	68285	106177	166663
28	25.36	75.01	111.5	159.7	325.2	554.8	1010	2041	2073	4968	5074	10271	14130	34455	32372	63627	99793	155382
31.5	25.12	74.11	110.5	157.7	322.2	548.0	1010	2026	2059	4942	5029	10211	10415	34271	32134	63271	99232	154570
35.5	24.86	73.45	109.9	156.6	318.9	544.9	997.2	1920	2052	4666	4996	9539	10340	34172	31882	63053	98921	154072
40	23.34	70.38	104.6	146.3	303.3	509.0	938.3	1913	1929	4646	4699	9490	9619	21340	27726	33499	60701	92407
45	23.22	69.95	104.0	145.3	301.7	505.7	937.9	1906	1922	4634	4676	9462	9556	21198	27603	33318	60414	91982
50	23.09	69.63	103.7	144.7	300.0	504.2	931.9	1811	1918	4357	4660	9084	9522	21149	27474	33207	60255	91722
56	21.60	44.15	98.63	139.7	280.7	471.7	878.9	1808	1816	4347	4373	9001	9127	19655	25963	31057	58018	86973
63	21.54	43.65	97.55	138.1	280.0	469.9	878.7	1804	1812	4341	4362	8986	9037	19611	25899	30967	57873	86757
71	21.48	43.48	97.39	137.8	279.1	469.1	875.6	543.2	1810	1548	4354	2914	9018	19587	25832	30912	57792	86624
80	5.701	18.37	24.55	44.64	83.42	148.4	298.7	541.1	545.9	1544	1557	2905	2934	5040	5385	8332	10600	14509
90	5.659	18.27	24.45	44.47	82.90	148.0	296.8	513.2	544.9	1457	1552	2788	2923	5025	5345	8298	10549	14431
100	5.177	10.42	22.85	42.94	76.97	137.7	280.1	512.0	514.4	1454	1462	2762	2801	4211	4879	7636	9832	13013
112	5.157	10.26	22.51	42.43	76.73	137.1	280.1	511.0	513.4	1452	1459	2758	2774	4197	4859	7608	9785	12949
125	5.136	10.21	22.46	42.35	76.47	136.9	279.1	...	512.9	...	...	1456	...	2768	4190	4838	7591	12909
<b>QUADRUPLE REDUCTION</b>																		
140	...	...	...	...	...	...	...	...	...	...	...	...	...	1150	2438	2893	5020	6056
160	...	...	...	...	...	...	...	...	...	...	...	...	...	1078	2330	2741	4812	5694
180	...	...	...	...	...	...	...	...	...	...	...	...	...	1072	2322	2730	4794	5668
200	...	...	...	...	...	...	...	...	...	...	...	...	...	1069	2314	2723	4784	5652
224	...	...	...	...	...	...	...	...	...	...	...	...	...	906.2	2033	2306	4148	4736
250	...	...	...	...	...	...	...	...	...	...	...	...	...	902.9	2029	2300	4139	4722
280	...	...	...	...	...	...	...	...	...	...	...	...	...	901.1	2025	2297	4134	4714
315	...	...	...	...	...	...	...	...	...	...	...	...	...	871.9	1993	2244	4070	4610
355	...	...	...	...	...	...	...	...	...	...	...	...	...	870.3	1991	2241	4065	4603
400	...	...	...	...	...	...	...	...	...	...	...	...	...	869.4	1989	2239	4063	4599
450	...	...	...	...	...	...	...	...	...	...	...	...	...	255.1	484.5	572.8	5821	1241
500	...	...	...	...	...	...	...	...	...	...	...	...	...	254.5	483.2	571.8	5787	1238
560	...	...	...	...	...	...	...	...	...	...	...	...	...	245.7	473.5	556.1	5383	1205
630	...	...	...	...	...	...	...	...	...	...	...	...	...	245.2	472.8	555.3	5352	1203
710	...	...	...	...	...	...	...	...	...	...	...	...	...	245.0	472.2	554.7	5335	1202

Double Reduction Solid Low-Speed Shaft, Base Drive  
 Sizes 133 – 173 / Dimensions — Inches

For drives outfitted with a Smart Condition Monitoring System see catalog **SS1-001** for additional drive dimensional information.



Dimensions (in)

Drive Size★	Ratios	A	B	D	E	EE	F	FF	G	GA	GB	J	K	L	M	N•	O	Q
133	7.10-12.5	5.91	7.48	13.06	21.73	1.37	4.86	4.62	11.71	6.50	10.93	6.10	38.61	16.61	6.99	16.61	40.51	4.44
143	7.10-12.5	6.10	7.48	13.90	24.49	1.77	5.47	5.20	13.78	5.91	12.60	6.30	42.95	16.85	7.09	16.93	42.80	4.25
153	7.10-12.5	7.09	7.48	15.31	26.20	1.57	5.46	5.13	16.14	7.09	14.17	7.68	47.99	19.21	8.27	17.91	47.83	4.49
163	7.10-12.5	7.68	8.86	18.07	29.34	1.57	5.87	5.94	18.31	7.09	17.13	8.86	54.33	20.79	8.46	20.28	52.13	4.88
173	6.30-11.2	9.45	10.63	22.99	35.08	1.97	6.25	6.69	21.46	7.87	22.05	12.40	64.31	23.15	9.65	23.03	60.04	5.91

Drive Size★	Ratios	Low-Speed Shaft†						High-Speed Shaft†						U	V	W	XX	Approx. Wt. lb.
		S*	SA	SB	SC	SE	SF	T*	TA	TB	TC	TE	TF					
133	7.10-12.5	5.1181m6	5.39	1.26	7.09	M24	1.97	2.3622m6	2.51	0.71	5.91	M20	1.65	0.94	11.02	53.54	16.99	1900
143	7.10-12.5	5.5118m6	5.82	1.42	7.09	M30	2.36	2.3622m6	2.51	0.71	5.91	M20	1.65	0.94	12.40	56.73	17.32	2426
153	7.10-12.5	6.2992m6	6.65	1.57	7.09	M30	2.36	2.9528m6	3.12	0.79	7.09	M20	1.65	1.10	13.19	63.15	18.55	3303
163	7.10-12.5	7.0866m6	7.47	1.77	7.87	M30	2.36	3.1496m6	3.34	0.87	7.09	M20	1.65	1.38	14.76	70.20	22.17	4765
173	6.30-11.2	7.6772m6	8.06	1.77	9.84	M30	2.36	3.9370m6	4.17	1.10	8.66	M24	1.97	1.38	17.72	83.03	24.09	6571

★ Drawings are representative of this series of drives and do not agree in exact detail for all sizes. Gear drives are for horizontal, floor-mounted operation unless specifically stated otherwise. Consult the Factory for other mountings. Dimensions are for reference only and are subject to change without notice unless certified.

† Key Sizes per ISO/R73-1969, Form B. Tapped center hole to DIN 332, threads 6H.

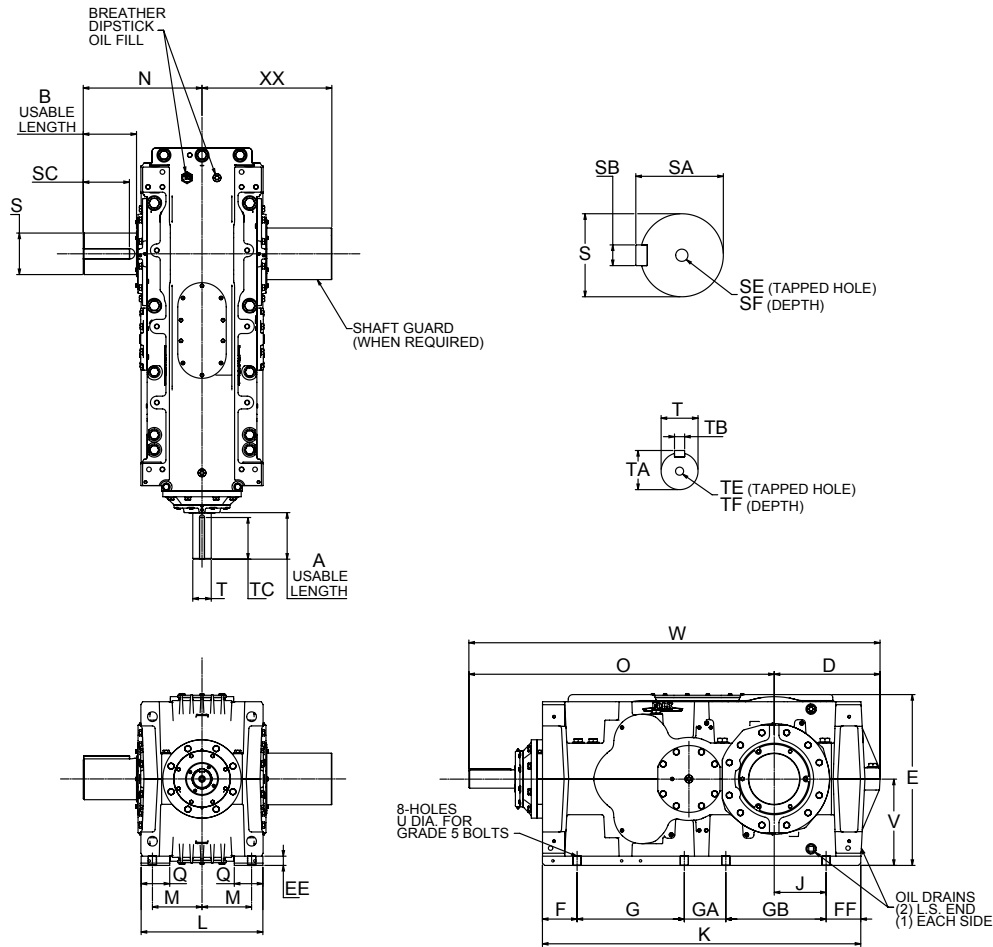
\* See table on page 19 for tolerance.

● Single low-speed shaft extension is standard; double extension is special.

# Double Reduction Solid Low-Speed Shaft, Base Drive

## Sizes 107 – 187 / Dimensions — Inches

For drives outfitted with a Smart Condition Monitoring System see catalog **SS1-001** for additional drive dimensional information.



### Dimensions (in)

Drive Size★	Ratios	A	B	D	E	EE	F	FF	G	GA	GB	J	K	L	M	N*	O	Q
107	7.10-12.5	3.94	4.72	10.27	16.51	0.98	4.37	4.37	7.87	3.94	7.87	3.94	28.43	12.68	4.92	11.61	30.12	3.07
117	7.10-12.5	4.33	6.10	11.25	18.25	0.98	4.53	4.53	9.06	4.72	9.06	4.72	31.89	14.33	5.91	13.98	33.06	3.62
127	7.10-12.5	5.91	6.10	12.02	20.55	0.98	4.72	4.13	10.63	5.91	9.96	5.67	35.35	16.14	6.50	14.69	36.40	4.00
137	7.10-12.5	5.91	7.48	13.06	21.73	1.37	4.86	4.62	11.71	6.50	10.93	6.10	38.61	16.61	6.99	16.61	40.51	4.44
147	7.10-12.5	6.10	7.48	13.91	24.49	1.77	5.47	5.20	13.78	5.91	12.60	6.30	42.95	16.85	7.09	16.93	42.80	4.25
157	7.10-12.5	7.09	7.48	15.32	26.20	1.57	5.46	5.13	16.14	7.09	14.17	7.68	47.99	19.21	8.27	17.91	47.83	4.49
167	7.10-12.5	7.68	8.86	18.07	29.34	1.57	5.87	5.94	18.31	7.09	17.13	8.86	54.33	20.79	8.46	20.28	52.13	4.88
177	6.30-11.2	9.45	10.63	22.98	35.08	1.97	6.25	6.69	21.46	7.87	22.05	12.40	64.31	23.15	9.65	23.03	60.04	5.91
187	7.10-12.5	9.45	10.63	21.99	35.08	1.97	6.25	6.69	21.46	7.87	22.05	11.42	64.31	23.15	9.65	23.03	61.03	5.91

Drive Size★	Ratios	Low-Speed Shaft†							High-Speed Shaft†						U	V	W	XX	Approx. Wt. lb.
		S*	SA	SB	SC	SE	SF	T*	TA	TB	TC	TE	TF						
107	7.10-12.5	3.9370m6	4.17	1.10	4.33	M24	1.97	1.5748k6	1.69	0.47	3.94	M16	1.42	0.57	8.35	40.39	12.01	781	
117	7.10-12.5	4.3307m6	4.56	1.10	5.51	M24	1.97	1.9685k6	2.10	0.55	4.33	M16	1.42	0.73	9.29	44.30	14.37	1117	
127	7.10-12.5	4.7244m6	4.99	1.26	5.51	M24	1.97	2.1654m6	2.32	0.63	5.51	M20	1.65	0.73	10.43	48.42	14.98	1496	
137	7.10-12.5	5.1181m6	5.39	1.26	7.09	M24	1.97	2.3622m6	2.51	0.71	5.91	M20	1.65	0.94	11.02	53.55	16.99	1900	
147	7.10-12.5	5.5118m6	5.82	1.42	7.09	M30	2.36	2.3622m6	2.51	0.71	5.91	M20	1.65	0.94	12.40	56.72	17.31	2426	
157	7.10-12.5	6.2992m6	6.65	1.57	7.09	M30	2.36	2.9528m6	3.12	0.79	7.09	M20	1.65	1.10	13.19	63.16	18.55	3303	
167	7.10-12.5	7.0866m6	7.47	1.77	7.87	M30	2.36	3.1496m6	3.34	0.87	7.09	M20	1.65	1.38	14.76	70.20	22.17	4765	
177	6.30-11.2	7.6772m6	8.06	1.77	9.84	M30	2.36	3.9370m6	4.17	1.10	8.66	M24	1.97	1.38	17.72	83.03	24.07	6571	
187	7.10-12.5	7.6772m6	8.06	1.77	9.84	M30	2.36	3.9370m6	4.17	1.10	8.66	M24	1.97	1.38	17.72	83.03	24.07	6717	

★ Drawings are representative of this series of drives and do not agree in exact detail for all sizes. Gear drives are for horizontal, floor-mounted operation unless specifically stated otherwise. Consult the Factory for other mountings. Dimensions are for reference only and are subject to change without notice unless certified.

† Key Sizes per ISO/R773-1969, Form B. Tapped center hole to DIN 332, threads 6H.

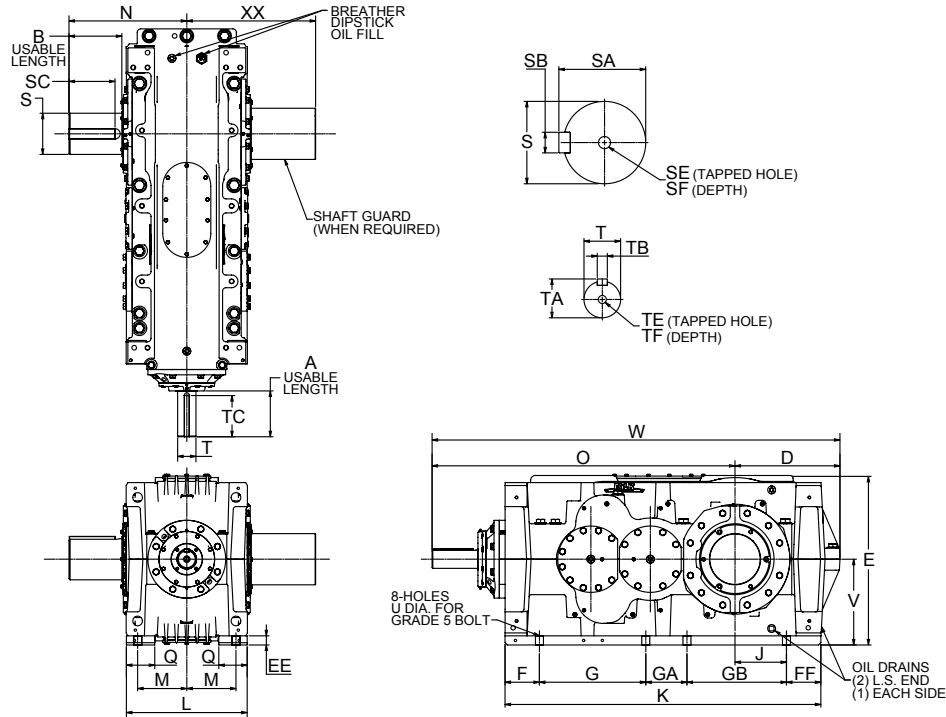
\* See table on page 19 for tolerance.

● Single low-speed shaft extension is standard; double extension is special.



Triple Reduction Solid Low-Speed Shaft, Base Drive  
 Sizes 133 – 173 / Dimensions — Inches

For drives outfitted with a Smart Condition Monitoring System see catalog **SS1-001** for additional drive dimensional information.



Dimensions (in)

Drive Size★	Ratios	A	B	D	E	EE	F	FF	G	GA	GB	J	K	L	M	N•	O	Q
133	14.0-125	5.91	7.48	13.06	21.73	1.37	4.86	4.62	11.71	6.50	10.93	6.10	38.61	16.61	6.99	16.61	40.51	4.44
143	14.0-125	6.10	7.48	13.90	24.49	1.77	5.47	5.20	13.78	5.91	12.60	6.30	42.95	16.85	7.09	16.93	42.80	4.25
153	14.0-125	7.09	7.48	15.31	26.20	1.57	5.46	5.13	16.14	7.09	14.17	7.68	47.99	19.21	8.27	17.91	47.83	4.49
163	14.0-125	7.68	8.86	18.07	29.34	1.57	5.87	5.94	18.31	7.09	17.13	8.86	54.33	20.79	8.46	20.28	52.13	4.88
173	12.5-112	9.45	10.63	22.99	35.08	1.97	6.25	6.69	21.46	7.87	22.05	12.40	64.31	23.15	9.65	23.03	60.04	5.91

Drive Size★	Ratios	Low-Speed Shaft†							High-Speed Shaft†						U	V	W	XX	Approx. Wt. lb.
		S*	SA	SB	SC	SE	SF	T*	TA	TB	TC	TE	TF						
133	14.0-71.0	5.1181m6	5.39	1.26	7.09	M24	1.97	2.1654m6	2.32	0.63	5.91	M20	1.65	0.94	11.02	53.54	16.99	1898	
	1.5748k6							1.69	0.47	M16		1.42							
143	14.0-71.0	5.5118m6	5.82	1.42	7.09	M30	2.36	2.3622m6	2.51	0.71	5.59	M20	1.65	0.94	12.40	56.73	17.32	2438	
	1.9685k6							2.10	0.55	5.51									
153	14.0-71.0	6.2992m6	6.65	1.57	7.09	M30	2.36	2.7559m6	2.93	0.79	7.09	M20	1.65	1.10	13.19	63.15	18.55	3372	
	2.1654m6							2.32	0.63										
163	14.0-71.0	7.0866m6	7.47	1.77	7.87	M30	2.36	3.1496m6	3.34	0.87	7.09	M20	1.65	1.38	14.76	70.20	22.17	4647	
	2.3622m6							2.51	0.71										
173	12.5-63.0	7.6772m6	8.06	1.77	9.84	M30	2.36	4.3307m6	4.56	1.10	8.66	M24	1.97	1.38	17.72	83.03	24.09	6689	
	2.7559m6							2.93	0.79	M20		1.65							

★ Drawings are representative of this series of drives and do not agree in exact detail for all sizes. Gear drives are for horizontal, floor-mounted operation unless specifically stated otherwise. Consult the Factory for other mountings. Dimensions are for reference only and are subject to change without notice unless certified.

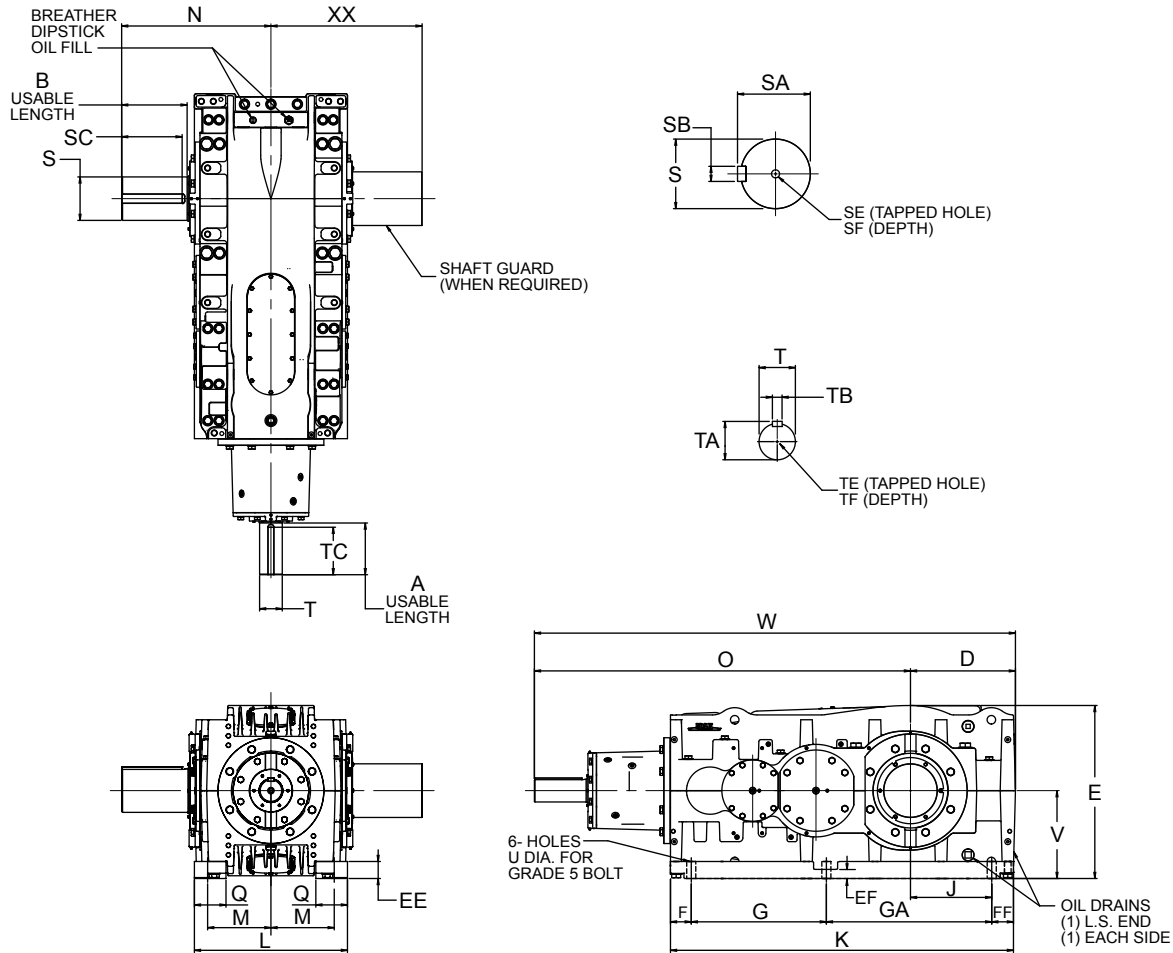
† Key Sizes per ISO/R773-1969, Form B. Tapped center hole to DIN 332, threads 6H.

\* See table on page 19 for tolerance.

● Single low-speed shaft extension is standard; double extension is special.

Triple Reduction Solid Low-Speed Shaft, Base Drive  
 Sizes 193 – 223 / Dimensions — Inches

For drives outfitted with a Smart Condition Monitoring System see catalog **SS1-001** for additional drive dimensional information.



Dimensions (in)

Drive Size★	Ratios	A	B	D	E	EE	EF	F	FF	G	GA	J	K	L	M	N•	O	Q
193	8.00-112	10.63	13.78	23.44	36.04	3.54	2.17	4.29	4.53	28.15	34.45	18.50	71.42	31.89	13.19	31.10	76.77	6.59
203	9.00-125	10.63	13.78	21.87	36.04	3.54	2.17	4.29	4.53	28.15	34.45	16.93	71.42	31.89	13.19	31.10	78.35	6.59
213	8.00-112	10.63	16.14	27.55	42.67	4.53	2.95	5.28	6.18	32.68	39.57	20.87	83.70	35.43	14.76	35.24	82.09	6.80
223	9.00-125	10.63	16.14	25.58	42.67	4.53	2.95	5.28	6.18	32.68	39.57	18.90	83.70	35.43	14.76	35.24	84.06	6.80

Drive Size★	Ratios	Low-Speed Shaft†						High-Speed Shaft†						U	V	W	XX	Approx. Wt. lb.
		S*	SA	SB	SC	SE	SF	T*	TA	TB	TC	TE	TF					
193	8.00-63.0							4.7244m6	4.99	1.26		M24	1.97	1.89	18.31	100.2	31.50	11039
	71.0-112	9.0551m6	9.48	1.97	12.60	M30	2.36	3.3465m6	3.54	0.87	9.84	M20	1.65					
203	9.00-71.0							4.7244m6	4.99	1.26		M24	1.97	1.89	18.31	100.2	31.50	11776
	80.0-125	9.0551m6	9.48	1.97	12.60	M30	2.36	3.3465m6	3.54	0.87	9.84	M20	1.65					
213	8.00-63.0							5.1181m6	5.39	1.26		M24	1.97	2.17	21.65	109.6	35.69	15515
	71.0-112	10.6299m6	11.09	2.4803	14.17	M30	2.36	3.9370m6	4.17	1.10	9.84	M24	1.97					
223	9.00-71.0							5.1181m6	5.39	1.26		M24	1.97	2.17	21.65	109.6	35.69	16340
	80.0-125	10.6299m6	11.09	2.4803	14.17	M30	2.36	3.9370m6	4.17	1.10	9.84	M24	1.97					

★ Drawings are representative of this series of drives and do not agree in exact detail for all sizes. Gear drives are for horizontal, floor-mounted operation unless specifically stated otherwise. Consult the Factory for other mountings. Dimensions are for reference only and are subject to change without notice unless certified.

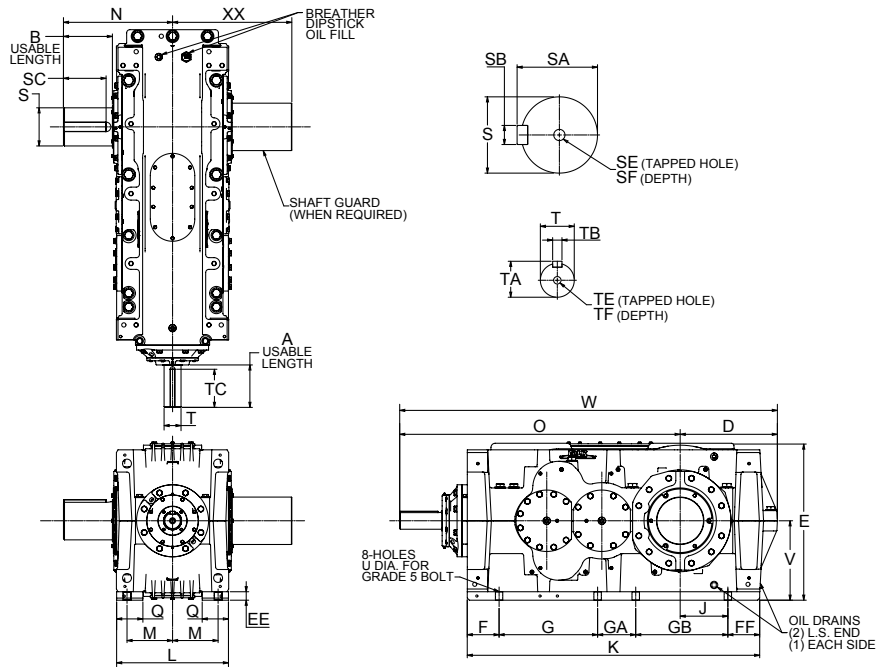
† Key Sizes per ISO/R773-1969, Form B. Tapped center hole to DIN 332, threads 6H.

\* See table on page 19 for tolerance.

● Single low-speed shaft extension is standard; double extension is special.

Triple Reduction Solid Low-Speed Shaft, Base Drive  
 Sizes 107 – 187 / Dimensions — Inches

For drives outfitted with a Smart Condition Monitoring System see catalog **SS1-001** for additional drive dimensional information.



Dimensions (in)

Drive Size★	Ratios	A	B	D	E	EE	F	FF	G	GA	GB	J	K	L	M	N•	O	Q
107	14.0-125	3.94	4.72	10.27	16.51	0.98	4.37	4.37	7.87	3.94	7.87	3.94	28.43	12.68	4.92	11.61	30.12	3.07
117	14.0-125	4.33	6.10	11.25	18.25	0.98	4.53	4.53	9.06	4.72	9.06	4.72	31.89	14.33	5.91	13.98	33.06	3.62
127	14.0-125	5.91	6.10	12.02	20.55	0.98	4.72	4.13	10.63	5.91	9.96	5.67	35.35	16.14	6.50	14.69	36.40	4.00
137	14.0-125	5.91	7.48	13.06	21.73	1.37	4.86	4.62	11.71	6.50	10.93	6.10	38.61	16.61	6.99	16.61	40.51	4.44
147	14.0-125	6.10	7.48	13.91	24.49	1.77	5.47	5.20	13.78	5.91	12.60	6.30	42.95	16.85	7.09	16.93	42.80	4.25
157	14.0-125	7.09	7.48	15.32	26.20	1.57	5.46	5.13	16.14	7.09	14.17	7.68	47.99	19.21	8.27	17.91	47.83	4.49
167	14.0-125	7.68	8.86	18.07	29.34	1.57	5.87	5.94	18.31	7.09	17.13	8.86	54.33	20.79	8.46	20.28	52.13	4.88
177	12.5-112	9.45	10.63	22.98	35.08	1.97	6.25	6.69	21.46	7.87	22.05	12.40	64.31	23.15	9.65	23.03	60.04	5.91
187	14.0-125	9.45	10.63	21.99	35.08	1.97	6.25	6.69	21.46	7.87	22.05	11.42	64.31	23.15	9.65	23.03	61.03	5.91

Drive Size★	Ratios	Low-Speed Shaft†						High-Speed Shaft†						U	V	W	XX	Approx. Wt. lb.
		S*	SA	SB	SC	SE	SF	T*	TA	TB	TC	TE	TF					
107	14.0-71.0	3.9370m6	4.17	1.10	4.33	M24	1.97	1.5748k6	1.69	0.47	3.94	M16	1.42	0.57	8.35	40.39	12.01	776
	0.9449j6							1.06	0.31	M8		0.75						
117	14.0-71.0	4.3307m6	4.56	1.10	5.51	M24	1.97	1.6535k6	1.77	0.47	4.84	M16	1.42	0.73	9.29	44.30	14.37	1131
	1.1811j6							1.29	0.31	4.72	M10	0.87						
127	14.0-71.0	4.7244m6	4.99	1.26	5.51	M24	1.97	1.9685k6	2.10	0.55	5.51	M16	1.42	0.73	10.43	48.42	14.98	1469
	1.3780k6							1.49	0.39	M12		1.10						
137	14.0-71.0	5.1181m6	5.39	1.26	7.09	M24	1.97	2.1654m6	2.32	0.63	5.91	M20	1.65	0.94	11.02	53.55	16.99	1898
	1.5748k6							1.69	0.47	M16		1.42						
147	14.0-71.0	5.5118m6	5.82	1.42	7.09	M30	2.36	2.3622m6	2.51	0.71	5.59	M20	1.65	0.94	12.40	56.72	17.31	2438
	1.9685k6							2.10	0.55	5.51								
157	14.0-71.0	6.2992m6	6.65	1.57	7.09	M30	2.36	2.7559m6	2.93	0.79	7.09	M20	1.65	1.10	13.19	63.16	18.55	3372
	2.1654m6							2.32	0.63									
167	14.0-71.0	7.0866m6	7.47	1.77	7.87	M30	2.36	3.1496m6	3.34	0.87	7.09	M20	1.65	1.38	14.76	70.20	22.17	4647
	2.3622m6							2.51	0.71									
177	12.5-63.0	7.6772m6	8.06	1.77	9.84	M30	2.36	4.3307m6	4.56	1.10	8.66	M24	1.97	1.38	17.72	83.03	24.07	6689
	2.7559m6							2.93	0.79	M20		1.65						
187	14.0-71.0	7.6772m6	8.06	1.77	9.84	M30	2.36	4.3307m6	4.56	1.10	8.66	M24	1.97	1.38	17.72	83.03	24.07	6810
	2.7559m6							2.93	0.79	M20		1.65						

★ Drawings are representative of this series of drives and do not agree in exact detail for all sizes. Gear drives are for horizontal, floor-mounted operation unless specifically stated otherwise. Consult the Factory for other mountings. Dimensions are for reference only and are subject to change without notice unless certified.

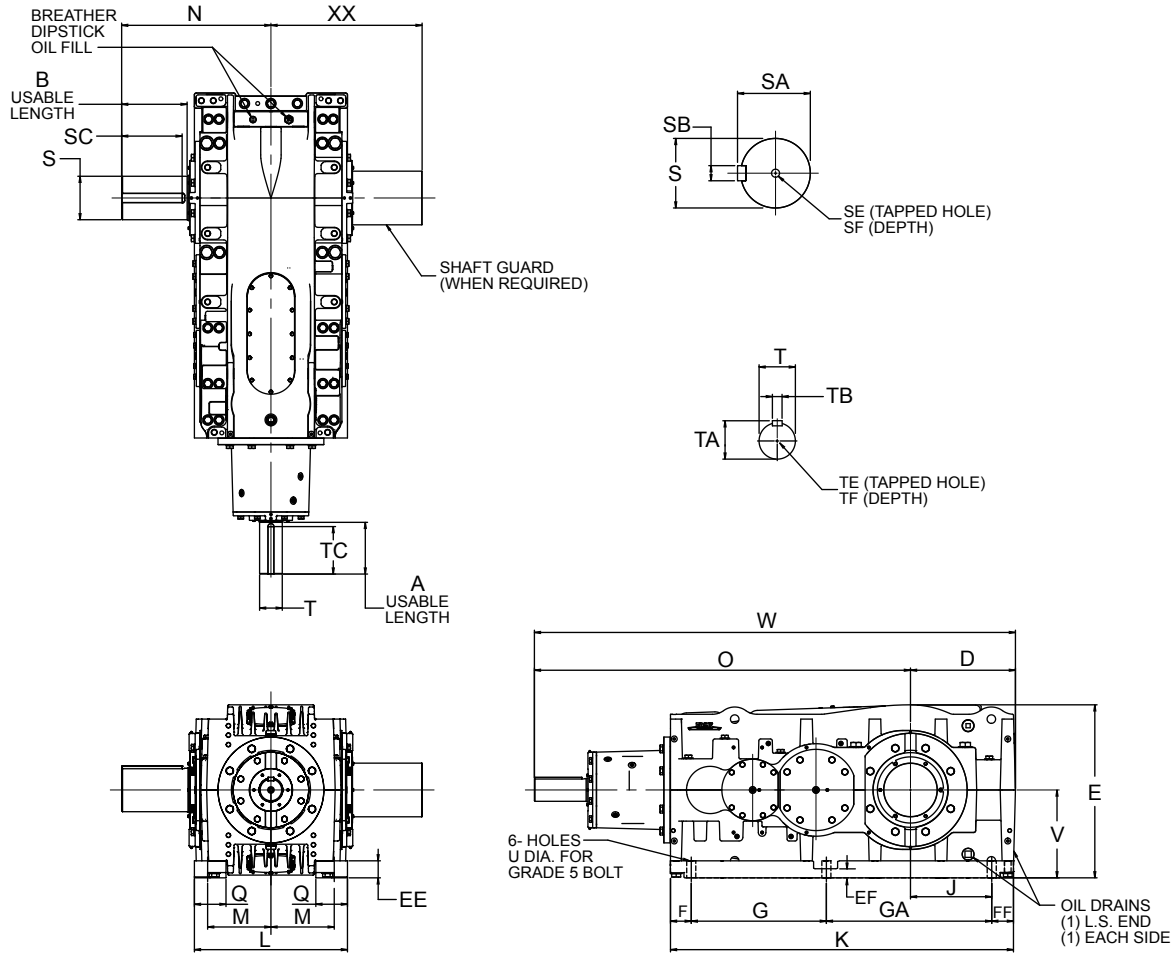
† Key Sizes per ISO/R73-1969, Form B. Tapped center hole to DIN 332, threads 6H.

\* See table on page 19 for tolerance.

● Single low-speed shaft extension is standard; double extension is special.

Triple Reduction Solid Low-Speed Shaft, Base Drive  
 Sizes 197 – 227 / Dimensions — Inches

For drives outfitted with a Smart Condition Monitoring System see catalog **SS1-001** for additional drive dimensional information.



Dimensions (in)

Drive Size★	Ratios	A	B	D	E	EE	EF	F	FF	G	GA	J	K	L	M	N•	O	Q
197	8.00-112	10.63	13.78	23.44	36.04	3.54	2.17	4.29	4.53	28.15	34.45	18.50	71.42	31.89	13.19	31.10	76.77	6.59
207	9.00-125	10.63	13.78	21.87	36.04	3.54	2.17	4.29	4.53	28.15	34.45	16.93	71.42	31.89	13.19	31.10	78.35	6.59
217	8.00-112	10.63	16.14	27.55	42.67	4.53	2.95	5.28	6.18	32.68	39.57	20.87	83.70	35.43	14.76	35.24	82.09	6.80
227	9.00-125	10.63	16.14	25.58	42.67	4.53	2.95	5.28	6.18	32.68	39.57	18.90	83.70	35.43	14.76	35.24	84.06	6.80

Drive Size★	Ratios	Low-Speed Shaft†						High-Speed Shaft†						U	V	W	XX	Approx. Wt. lb.
		S*	SA	SB	SC	SE	SF	T*	TA	TB	TC	TE	TF					
197	8.00-63.0	9.0551m6	9.48	1.97	12.60	M30	2.36	4.7244m6	4.99	1.26	9.84	M24	1.97	1.89	18.31	100.2	31.50	11039
	3.3465m6							M20				1.65						
207	9.00-71.0	9.0551m6	9.48	1.97	12.60	M30	2.36	4.7244m6	4.99	1.26	9.84	M24	1.97	1.89	18.31	100.2	31.50	11776
	3.3465m6							M20				1.65						
217	8.00-63.0	10.6299m6	11.09	2.4803	14.17	M30	2.36	5.1181m6	5.39	1.26	9.84	M24	1.97	2.17	21.65	109.6	35.69	15515
	3.9370m6							4.17										
227	9.00-71.0	10.6299m6	11.09	2.4803	14.17	M30	2.36	5.1181m6	5.39	1.26	9.84	M24	1.97	2.17	21.65	109.6	35.69	16340
	3.9370m6							4.17										

★ Drawings are representative of this series of drives and do not agree in exact detail for all sizes. Gear drives are for horizontal, floor-mounted operation unless specifically stated otherwise. Consult the Factory for other mountings. Dimensions are for reference only and are subject to change without notice unless certified.

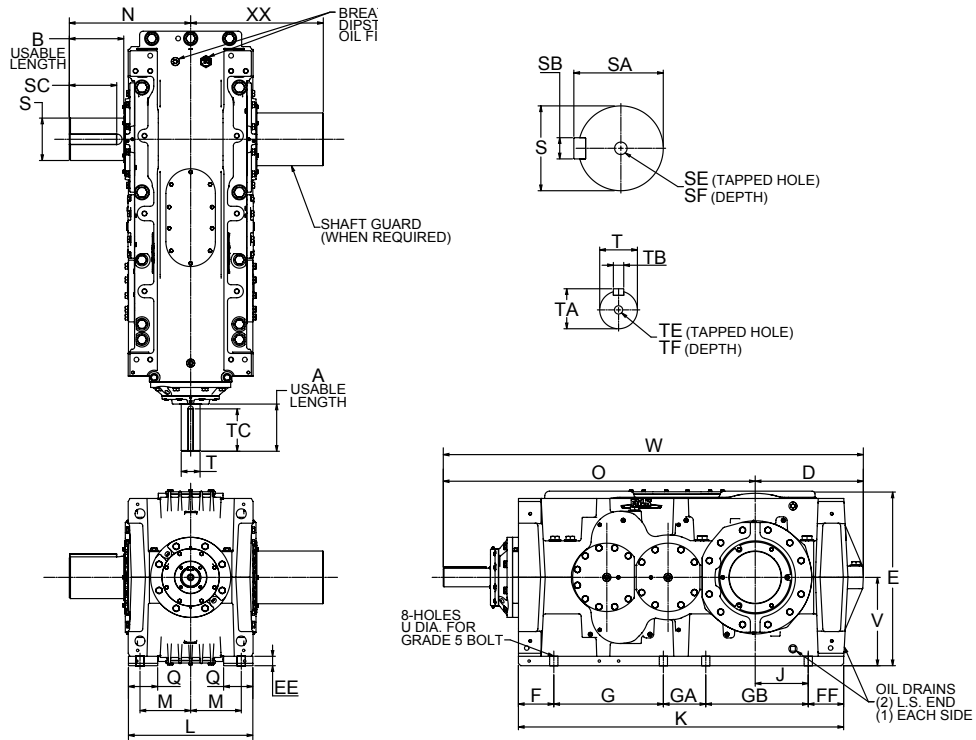
† Key Sizes per ISO/R773-1969, Form B. Tapped center hole to DIN 332, threads 6H.

\* See table on page 19 for tolerance.

● Single low-speed shaft extension is standard; double extension is special.

Triple Reduction Solid Low-Speed Shaft, Base Drive  
 Sizes 243 – 273 / Dimensions — Inches

For drives outfitted with a Smart Condition Monitoring System see catalog **SS1-001** for additional drive dimensional information.



Dimensions (in)

Drive Size★	Ratios	A	B	D	E	EE	F	FF	G	GA	GB	J	K	L	M	N	O	Q
243	9.0-71.0	12.60	18.11	33.43	51.65	2.36	5.43	5.43	43.90	7.87	18.74	22.68	81.40	39.49	16.46	40.43	98.67	8.33
	80.0-125.0																	
253	9.0-125.0	13.58	19.49	35.83	55.12	2.44	5.83	5.83	45.39	9.84	19.76	24.69	86.65	41.61	17.52	43.31	101.15	8.33
263	9.0-71.0	14.96	20.47	38.74	60.94	2.60	5.83	5.83	51.02	9.06	23.07	27.60	94.88	43.54	18.23	44.96	110.79	8.58
	80.0-125.0																	
273	9.0-71.0	14.96	21.65	40.71	66.93	2.83	5.67	5.67	56.89	9.84	25.39	30.31	103.46	46.22	19.17	47.80	120.24	8.98
	80.0-125.0																	

Drive Size★	Ratios	Low-Speed Shaft†							High-Speed Shaft†						U	V	W	X	Y	XX	Approx. Wt. lb.
		S	SA	SB	SC	SE	SF	T	TA	TB	TC	TE	TF								
243	9.0-71.0	11.8110m6	12.35	2.76	16.54	M36	2.83	5.1181m6	5.39	1.26	11.42	M24	1.97	2.17	25.83	132.09	25.91	4.13	40.93	24540	
	3.9370m6							4.17	1.10	11.42	M24	1.97									
253	9.0-125.0	12.9921m6	13.53	2.76	17.72	M36	2.83	5.1181m6	5.39	1.26	12.60	M24	1.97	2.17	27.56	136.97	27.68	3.54	43.84	29670	
263	9.0-71.0	13.7795m6	14.36	3.15	18.90	M36	2.83	7.8740m6	8.26	1.77	13.78	M30	2.36	2.48	30.47	149.53	29.69	2.63	45.69	34756	
	5.1181m6							5.39	1.26	13.78	M24	1.97									
273	9.0-71.0	14.9606m6	15.54	3.15	20.47	M36	2.83	7.8740m6	8.26	1.77	13.78	M30	2.36	2.48	33.46	160.95	30.12	1.57	48.53	45084	
	5.1181m6							5.39	1.26	13.78	M24	1.97									

★ Drawings are representative of this series of drives and do not agree in exact detail for all sizes. Gear drives are for horizontal, floor-mounted operation unless specifically stated otherwise. Consult the Factory for other mountings. Dimensions are for reference only and are subject to change without notice unless certified.

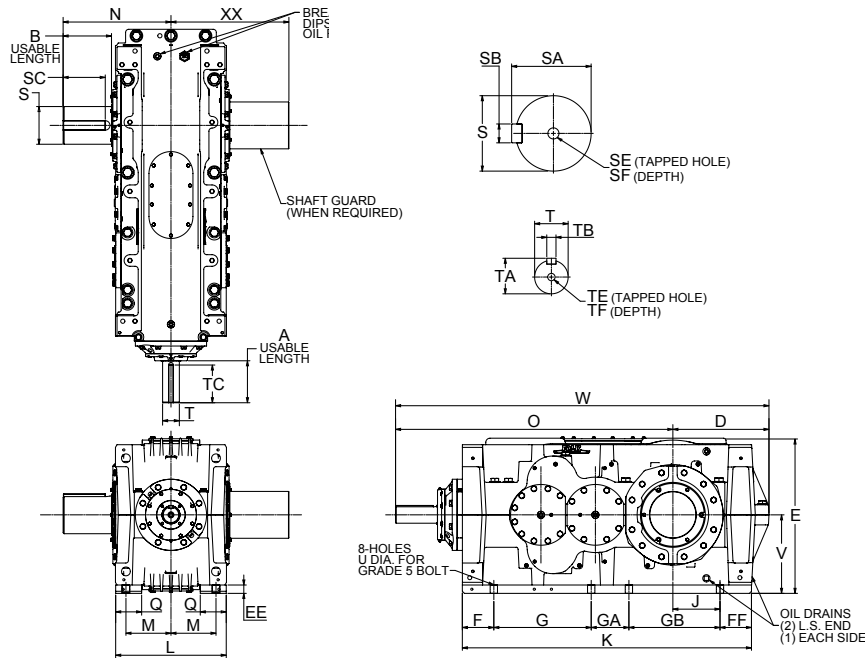
† Key Sizes per ISO/R773-1969, Form B. Tapped center hole to DIN 332, threads 6H.

\* See table on page 19 for tolerance.

● Single low-speed shaft extension is standard; double extension is special.

Triple Reduction Solid Low-Speed Shaft, Base Drive  
 Sizes 237 – 277 / Dimensions — Inches

For drives outfitted with a Smart Condition Monitoring System see catalog **SS1-001** for additional drive dimensional information.



Dimensions (in)

Drive Size★	Ratios	A	B	D	E	EE	F	FF	G	GA	GB	J	K	L	M	N	O	Q
237	9.0-71.0	12.60	17.32	31.38	48.43	2.36	4.51	4.53	40.16	7.87	17.60	21.54	74.67	35.28	15.08	38.54	93.59	6.69
	80.0-125.0																	
247	9.0-71.0	12.60	18.11	33.43	51.65	2.36	5.43	5.43	43.90	7.87	18.74	22.68	81.40	39.49	16.46	40.43	98.67	8.33
	80.0-125.0																	
257	9.0-125.0	13.58	19.49	35.83	55.12	2.44	5.83	5.83	45.39	9.84	19.76	24.69	86.65	41.61	17.52	43.31	101.15	8.33
267	9.0-71.0	14.96	20.47	38.74	60.94	2.60	5.83	5.83	51.02	9.06	23.07	27.60	94.88	43.54	18.23	44.96	110.79	8.58
	80.0-125.0																	
277	9.0-71.0	14.96	21.65	40.71	66.93	2.83	5.67	5.67	56.89	9.84	25.39	30.31	103.46	46.22	19.17	47.80	120.24	8.98
	80.0-125.0																	

Drive Size★	Ratios	Low-Speed Shaft†						High-Speed Shaft†						U	V	W	X	Y	XX	Approx. Wt. lb.
		S	SA	SB	SC	SE	SF	T	TA	TB	TC	TE	TF							
237	9.0-71.0	11.0236m6	11.49	2.48	15.75	M36	2.83	5.1181m6	5.39	1.26	11.42	M24	1.97	1.89	24.21	124.96	22.33	4.76	39.10	19559
	3.9370m6							4.17	1.10	11.42	M24	1.97								
247	9.0-71.0	11.8110m6	12.35	2.76	16.54	M36	2.83	5.1181m6	5.39	1.26	11.42	M24	1.97	2.17	25.83	132.09	25.91	4.13	40.93	24540
	3.9370m6							4.17	1.10	11.42	M24	1.97								
257	9.0-125.0	12.9921m6	13.53	2.76	17.72	M36	2.83	5.1181m6	5.39	1.26	12.60	M24	1.97	2.17	27.56	136.97	27.68	3.54	43.84	29670
267	9.0-71.0	13.7795m6	14.36	3.15	18.90	M36	2.83	7.8740m6	8.26	1.77	13.78	M30	2.36	2.48	30.47	149.53	29.69	2.63	45.69	34756
	5.1181m6							5.39	1.26	13.78	M24	1.97								
277	9.0-71.0	14.9606m6	15.54	3.15	20.47	M36	2.83	7.8740m6	8.26	1.77	13.78	M30	2.36	2.48	33.46	160.95	30.12	1.57	48.53	45084
	5.1181m6							5.39	1.26	13.78	M24	1.97								

★ Drawings are representative of this series of drives and do not agree in exact detail for all sizes. Gear drives are for horizontal, floor-mounted operation unless specifically stated otherwise. Consult the Factory for other mountings. Dimensions are for reference only and are subject to change without notice unless certified.

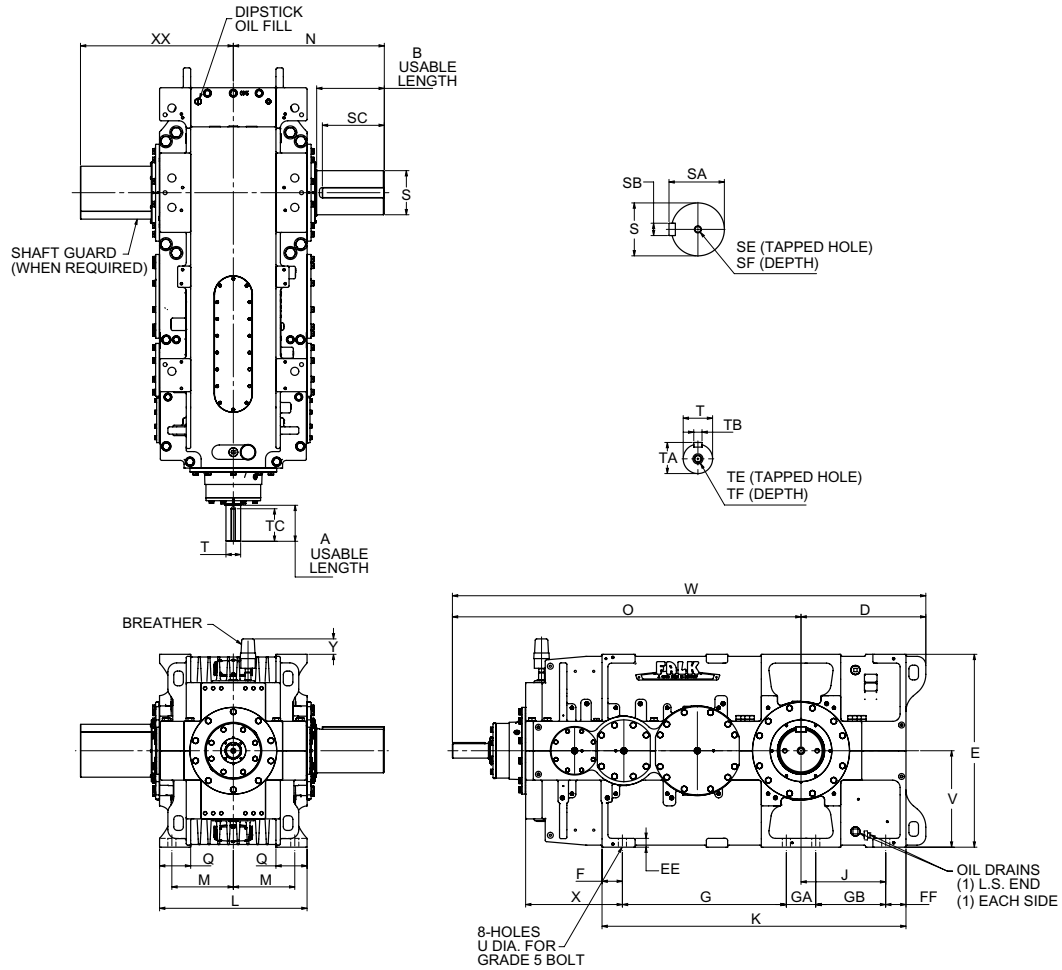
† Key Sizes per ISO/R773-1969, Form B. Tapped center hole to DIN 332, threads 6H.

\* See table on page 19 for tolerance.

● Single low-speed shaft extension is standard; double extension is special.

Quadruple Reduction Solid Low-Speed Shaft, Base Drive  
 Sizes 243 – 273 / Dimensions — Inches

For drives outfitted with a Smart Condition Monitoring System see catalog **SS1-001** for additional drive dimensional information.



Dimensions (in)

Drive Size★	Ratios	A	B	D	E	EE	F	FF	G	GA	GB	J	K	L	M	N	O	Q
243	140.0-400.0	9.65	18.11	33.43	51.65	2.36	5.45	5.43	43.90	7.87	18.74	22.68	81.40	39.49	16.46	40.43	93.35	8.33
	450.0-710.0																	
253	140.0-400.0	9.65	19.49	35.83	55.12	2.44	5.83	5.83	45.39	9.84	19.76	24.69	86.65	41.61	17.52	43.31	97.29	8.33
	450.0-710.0																	
263	140.0-400.0	10.24	20.47	38.74	60.94	2.60	5.91	5.83	51.02	9.06	23.07	27.60	94.88	43.54	18.23	44.96	106.26	8.58
	450.0-710.0																	
273	140.0-400.0	11.02	21.65	40.71	66.93	2.83	5.67	5.67	56.89	9.84	25.39	30.31	103.46	46.22	19.17	47.80	114.10	8.98
	450.0-710.0																	

Drive Size★	Ratios	Low-Speed Shaft†						High-Speed Shaft†						U	V	W	X	Y	XX	Approx. Wt. lb.
		S	SA	SB	SC	SE	SF	T	TA	TB	TC	TE	TF							
243	140.0-400.0	11.811m6	12.35	2.76	16.54	M36	2.83	3.9370m6	4.17	1.10	8.66	M24	1.97	2.17	25.83	126.78	25.91	4.13	40.93	23764
	2.7559m6							2.93	0.79	8.66	M20	1.65								
253	140.0-400.0	12.9921m6	13.53	2.76	17.72	M36	2.83	3.9370m6	4.17	1.10	8.66	M24	1.97	2.17	27.56	133.11	27.68	3.54	43.84	29092
	2.7559m6							2.93	0.79	8.66	M20	1.65								
263	140.0-400.0	13.7795m6	14.36	3.15	18.90	M36	2.83	5.1181m6	5.39	1.26	8.66	M24	1.97	2.48	30.47	145.00	29.73	2.63	45.69	34101
	3.1496m6							3.34	0.87	8.66	M20	1.65								
273	140.0-400.0	14.9606m6	15.54	3.15	20.47	M36	2.83	5.1181m6	5.39	1.26	9.84	M24	1.97	2.48	33.46	154.81	30.16	1.57	48.53	44079
	3.5433m6							3.73	0.98	9.84	M24	1.97								

★ Drawings are representative of this series of drives and do not agree in exact detail for all sizes. Gear drives are for horizontal, floor-mounted operation unless specifically stated otherwise. Consult the Factory for other mountings. Dimensions are for reference only and are subject to change without notice unless certified.

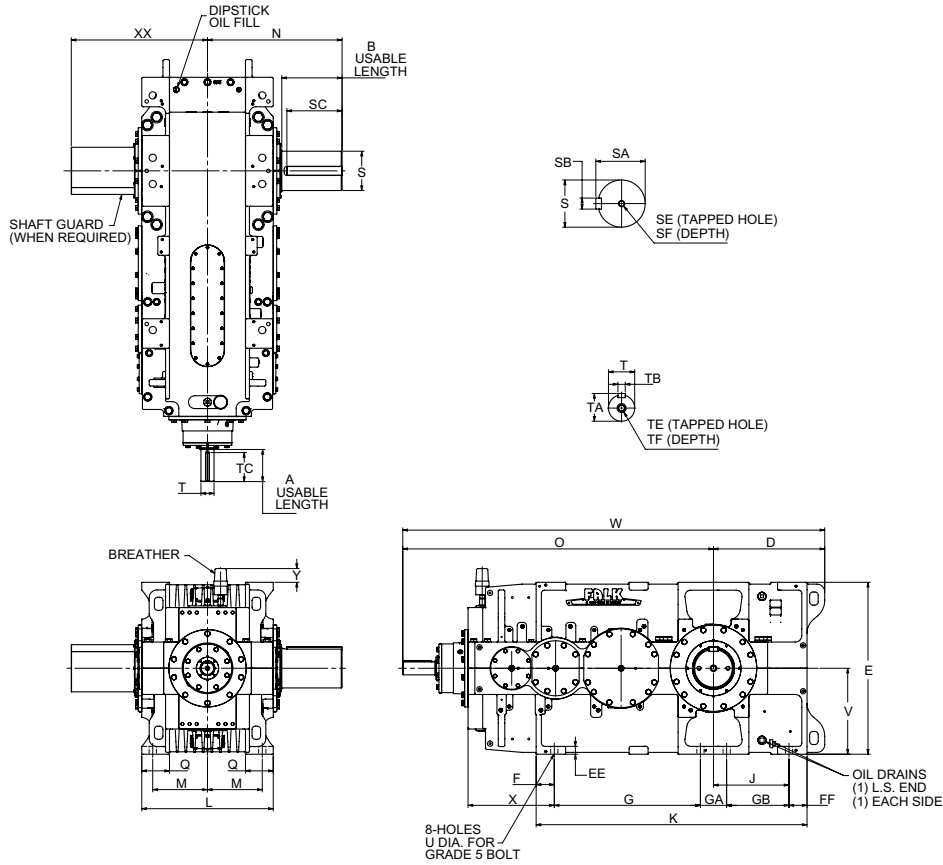
† Key Sizes per ISO/R773-1969, Form B. Tapped center hole to DIN 332, threads 6H.

\* See table on page 19 for tolerance.

● Single low-speed shaft extension is standard; double extension is special.

Quadruple Reduction Solid Low-Speed Shaft, Base Drive  
 Sizes 237 – 277 / Dimensions — Inches

For drives outfitted with a Smart Condition Monitoring System see catalog **SS1-001** for additional drive dimensional information.



Dimensions (in)

Drive Size★	Ratios	A	B	D	E	EE	F	FF	G	GA	GB	J	K	L	M	N	O	Q
237	140.0-400.0	9.45	17.32	31.38	48.43	2.36	4.51	4.53	40.16	7.87	17.60	21.54	74.67	35.28	15.08	38.54	85.87	6.69
	450.0-710.0																	
247	140.0-400.0	9.65	18.11	33.43	51.65	2.36	5.45	5.43	43.90	7.87	18.74	22.68	81.40	39.49	16.46	40.43	93.35	8.33
	450.0-710.0																	
257	140.0-400.0	9.65	19.49	35.83	55.12	2.44	5.83	5.83	45.39	9.84	19.76	24.69	86.65	41.61	17.52	43.31	97.29	8.33
	450.0-710.0																	
267	140.0-400.0	10.24	20.47	38.74	60.94	2.60	5.91	5.83	51.02	9.06	23.07	27.60	94.88	43.54	18.23	44.96	106.26	8.58
	450.0-710.0																	
277	140.0-400.0	11.02	21.65	40.71	66.93	2.83	5.67	5.67	56.89	9.84	25.39	30.31	103.46	46.22	19.17	47.80	114.10	8.98
	450.0-710.0																	

Drive Size★	Ratios	Low-Speed Shaft†						High-Speed Shaft†						U	V	W	X	Y	XX	Approx. Wt. lb.
		S	SA	SB	SC	SE	SF	T	TA	TB	TC	TE	TF							
237	140.0-400.0	11.0236m6	11.49	2.48	15.75	M36	2.83	3.1496m6	3.34	0.87	8.27	M20	1.65	1.89	24.21	117.25	22.33	4.76	39.10	19046
	2.3622m6							2.51	0.71	8.27	M20	1.65								
247	140.0-400.0	11.811m6	12.35	2.76	16.54	M36	2.83	3.9370m6	4.17	1.10	8.66	M24	1.97	2.17	25.83	126.78	25.91	4.13	40.93	23764
	2.7559m6							2.93	0.79	8.66	M20	1.65								
257	140.0-400.0	12.9921m6	13.53	2.76	17.72	M36	2.83	3.9370m6	4.17	1.10	8.66	M24	1.97	2.17	27.56	133.11	27.68	3.54	43.84	29092
	2.7559m6							2.93	0.79	8.66	M20	1.65								
267	140.0-400.0	13.7795m6	14.36	3.15	18.90	M36	2.83	5.1181m6	5.39	1.26	8.66	M24	1.97	2.48	30.47	145.00	29.73	2.63	45.69	34101
	3.1496m6							3.34	0.87	8.66	M20	1.65								
277	140.0-400.0	14.9606m6	15.54	3.15	20.47	M36	2.83	5.1181m6	5.39	1.26	9.84	M24	1.97	2.48	33.46	154.81	30.16	1.57	48.53	44079
	3.5433m6							3.73	0.98	9.84	M24	1.97								

★ Drawings are representative of this series of drives and do not agree in exact detail for all sizes. Gear drives are for horizontal, floor-mounted operation unless specifically stated otherwise. Consult the Factory for other mountings. Dimensions are for reference only and are subject to change without notice unless certified.

† Key Sizes per ISO/R773-1969, Form B. Tapped center hole to DIN 332, threads 6H.

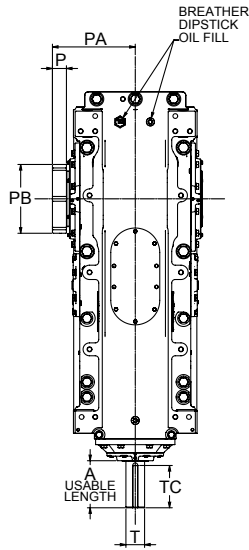
\* See table on page 19 for tolerance.

● Single low-speed shaft extension is standard; double extension is special.

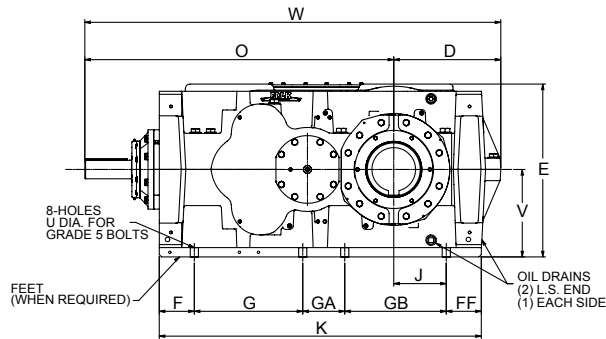
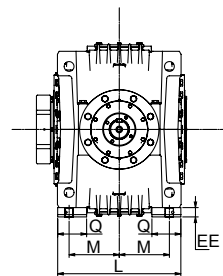
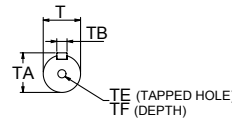
# Double Reduction Hollow Low-Speed Shaft with TA Taper Bushing

Sizes 133 – 173 / Dimensions — Inches

For drives outfitted with a Smart Condition Monitoring System see catalog **SS1-001** for additional drive dimensional information.



Refer to pages 244 and 245 for standard bushing bores.



## Dimensions (in)

Drive Size★	Ratios	A	D	E	EE	F	FF	G	GA	GB	J	K	L	M	O	P	PA	PB	Q
133	7.10-12.5	5.91	13.06	21.73	1.37	4.86	4.62	11.71	6.50	10.93	6.10	38.61	16.61	6.99	40.51	2.24	11.93	9.45	4.44
143	7.10-12.5	6.10	13.90	24.49	1.77	5.47	5.20	13.78	5.91	12.60	6.30	42.95	16.85	7.09	42.80	2.24	11.81	10.24	4.25
153	7.10-12.5	7.09	15.31	26.20	1.57	5.46	5.13	16.14	7.09	14.17	7.68	47.99	19.21	8.27	47.83	2.32	13.19	11.02	4.49
163	7.10-12.5	7.68	18.07	29.34	1.57	5.87	5.94	18.31	7.09	17.13	8.86	54.33	20.79	8.46	52.13	2.36	13.98	11.61	4.88
173	6.30-11.2	9.45	22.99	35.08	1.97	6.25	6.69	21.46	7.87	22.05	12.40	64.31	23.15	9.65	60.04	...	13.03	10.98	5.91

Drive Size★	Ratios	High-Speed Shaft†						U	V	W	Approx. Wt. lb.
		T*	TA	TB	TC	TE	TF				
133	7.10-12.5	2.3622m6	2.51	0.71	5.91	M20	1.65	0.94	11.02	53.54	1763
143	7.10-12.5	2.3622m6	2.51	0.71	5.91	M20	1.65	0.94	12.40	56.73	2264
153	7.10-12.5	2.9528m6	3.12	0.79	7.09	M20	1.65	1.10	13.19	63.15	3075
163	7.10-12.5	3.1496m6	3.34	0.87	7.09	M20	1.65	1.38	14.76	70.20	4421
173	6.30-11.2	3.9370m6	4.17	1.10	8.66	M24	1.97	1.38	17.72	83.03	6161

★ Drawings are representative of this series of drives and do not agree in exact detail for all sizes. Gear drives are for horizontal, floor-mounted operation unless specifically stated otherwise. Consult the Factory for other mountings. Dimensions are for reference only and are subject to change without notice unless certified.

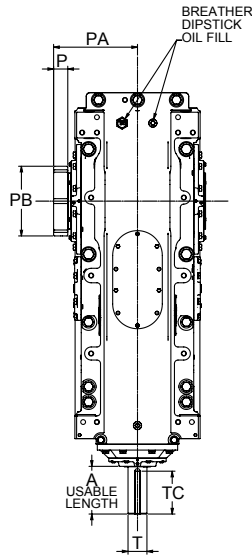
† Key Sizes per ISO/R773-1969, Form B. Tapped center hole to DIN 332, threads 6H.

\* See table on page 19 for tolerance.

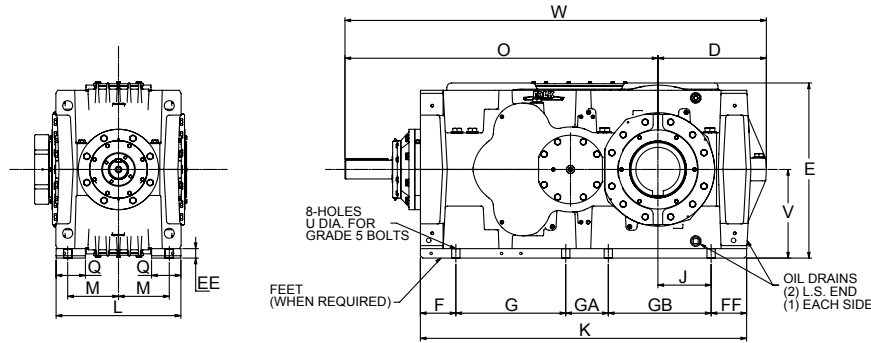
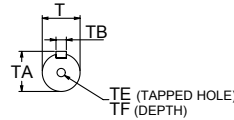
# Double Reduction Hollow Low-Speed Shaft with TA Taper Bushing

## Sizes 107 – 187 / Dimensions — Inches

For drives outfitted with a Smart Condition Monitoring System see catalog **SS1-001** for additional drive dimensional information.



Refer to pages 244 and 245 for standard bushing bores.



### Dimensions (in)

Drive Size★	Ratios	A	D	E	EE	F	FF	G	GA	GB	J	K	L	M	O	P	PA	PB	Q
107	7.10-12.5	3.94	10.27	16.51	0.98	4.37	4.37	7.87	3.94	7.87	3.94	28.43	12.68	4.92	30.12	2.20	9.53	7.28	3.07
117	7.10-12.5	4.33	11.25	18.25	0.98	4.53	4.53	9.06	4.72	9.06	4.72	31.89	14.33	5.91	33.06	2.20	10.51	8.07	3.62
127	7.10-12.5	5.91	12.02	20.55	0.98	4.72	4.13	10.63	5.91	9.96	5.67	35.35	16.14	6.50	36.40	2.20	10.94	8.86	4.00
137	7.10-12.5	5.91	13.06	21.73	1.37	4.86	4.62	11.71	6.50	10.93	6.10	38.61	16.61	6.99	40.51	2.24	11.93	9.45	4.44
147	7.10-12.5	6.10	13.91	24.49	1.77	5.47	5.20	13.78	5.91	12.60	6.30	42.95	16.85	7.09	42.80	2.24	11.81	10.24	4.25
157	7.10-12.5	7.09	15.32	26.20	1.57	5.46	5.13	16.14	7.09	14.17	7.68	47.99	19.21	8.27	47.83	2.32	13.19	11.02	4.49
167	7.10-12.5	7.68	18.07	29.34	1.57	5.87	5.94	18.31	7.09	17.13	8.86	54.33	20.79	8.46	52.13	2.36	13.98	11.61	4.88
177	6.30-11.2	9.45	22.98	35.08	1.97	6.25	6.69	21.46	7.87	22.05	12.40	64.31	23.15	9.65	60.04	...	13.03	10.98	5.91
187	7.10-12.5	9.45	21.99	35.08	1.97	6.25	6.69	21.46	7.87	22.05	11.42	64.31	23.15	9.65	61.03	...	12.95	10.98	5.91

Drive Size★	Ratios	High-Speed Shaft†						U	V	W	Approx. Wt. lb.
		T*	TA	TB	TC	TE	TF				
107	7.10-12.5	1.5748k6	1.69	0.47	3.94	M16	1.42	0.57	8.35	40.39	702
117	7.10-12.5	1.9685k6	2.10	0.55	4.33	M16	1.42	0.73	9.29	44.30	994
127	7.10-12.5	2.1654m6	2.32	0.63	5.51	M20	1.65	0.73	10.43	48.42	1404
137	7.10-12.5	2.3622m6	2.51	0.71	5.91	M20	1.65	0.94	11.02	53.55	1763
147	7.10-12.5	2.3622m6	2.51	0.71	5.91	M20	1.65	0.94	12.40	56.72	2264
157	7.10-12.5	2.9528m6	3.12	0.79	7.09	M20	1.65	1.10	13.19	63.16	3075
167	7.10-12.5	3.1496m6	3.34	0.87	7.09	M20	1.65	1.38	14.76	70.20	4421
177	6.30-11.2	3.9370m6	4.17	1.10	8.66	M24	1.97	1.38	17.72	83.03	6161
187	7.10-12.5	3.9370m6	4.17	1.10	8.66	M24	1.97	1.38	17.72	83.03	6312

★ Drawings are representative of this series of drives and do not agree in exact detail for all sizes. Gear drives are for horizontal, floor-mounted operation unless specifically stated otherwise. Consult the Factory for other mountings. Dimensions are for reference only and are subject to change without notice unless certified.

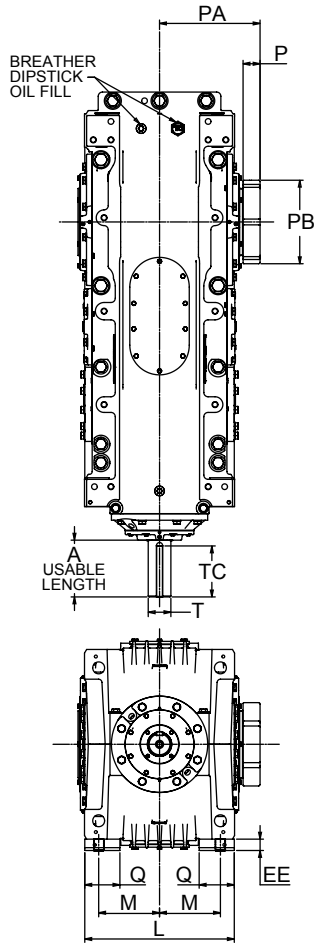
† Key Sizes per ISO/R773-1969, Form B. Tapped center hole to DIN 332, threads 6H.

\* See table on page 19 for tolerance.

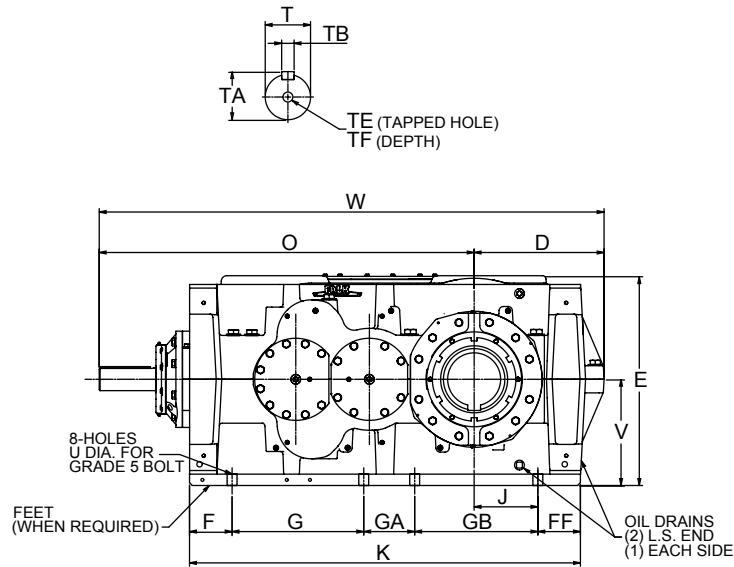


Triple Reduction Hollow Low-Speed Shaft with TA Taper Bushing  
 Sizes 133 – 173 / Dimensions — Inches

For drives outfitted with a Smart Condition Monitoring System see catalog **SS1-001** for additional drive dimensional information.



Refer to pages 244 and 245 for standard bushing bores.



Dimensions (in)

Drive Size★	Ratios	A	D	E	EE	F	FF	G	GA	GB	J	K	L	M	O	P	PA	PB	Q
133	14.0-125	5.91	13.06	21.73	1.37	4.86	4.62	11.71	6.50	10.93	6.10	38.61	16.61	6.99	40.51	2.24	11.93	9.45	4.44
143	14.0-125	6.10	13.90	24.49	1.77	5.47	5.20	13.78	5.91	12.60	6.30	42.95	16.85	7.09	42.80	2.24	11.81	10.24	4.25
153	14.0-125	7.09	15.31	26.20	1.57	5.46	5.13	16.14	7.09	14.17	7.68	47.99	19.21	8.27	47.83	2.32	13.19	11.02	4.49
163	14.0-125	7.68	18.07	29.36	1.57	5.87	5.94	18.31	7.09	17.13	8.86	54.33	20.79	8.46	52.13	2.36	13.98	11.61	4.88
173	12.5-112	9.45	22.99	35.08	1.97	6.25	6.69	21.46	7.87	22.05	12.40	64.31	23.15	9.65	60.04	...	13.03	11.00	5.91

Drive Size★	Ratios	High-Speed Shaft†						U	V	W	Approx. Wt. lb.
		T*	TA	TB	TC	TE	TF				
133	14.0-71.0	2.1654m6	2.32	0.63	5.91	M20	1.65	0.94	11.02	53.54	1761
	80.0-125	1.5748k6	1.69	0.47		M16	1.42				
143	14.0-71.0	2.3622m6	2.51	0.71	5.59	M20	1.65	0.94	12.40	56.73	2276
	80.0-125	1.9685k6	2.10	0.55							
153	14.0-71.0	2.7559m6	2.93	0.79	7.09	M20	1.65	1.10	13.19	63.15	3144
	80.0-125	2.1654m6	2.32	0.63							
163	14.0-71.0	3.1496m6	3.34	0.87	7.09	M20	1.65	1.38	14.76	70.20	4303
	80.0-125	2.3622m6	2.51	0.71							
173	12.5-63.0	4.3307m6	4.56	1.10	8.66	M24	1.97	1.38	17.72	83.03	6279
	71.0-112	2.7559m6	2.93	0.79		M20	1.65				

★ Drawings are representative of this series of drives and do not agree in exact detail for all sizes. Gear drives are for horizontal, floor-mounted operation unless specifically stated otherwise. Consult the Factory for other mountings. Dimensions are for reference only and are subject to change without notice unless certified.

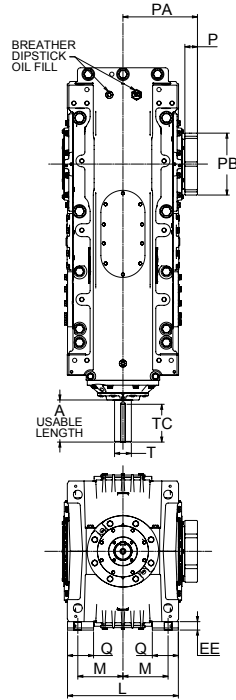
† Key Sizes per ISO/R773-1969, Form B. Tapped center hole to DIN 332, threads 6H.

\* See table on page 19 for tolerance.

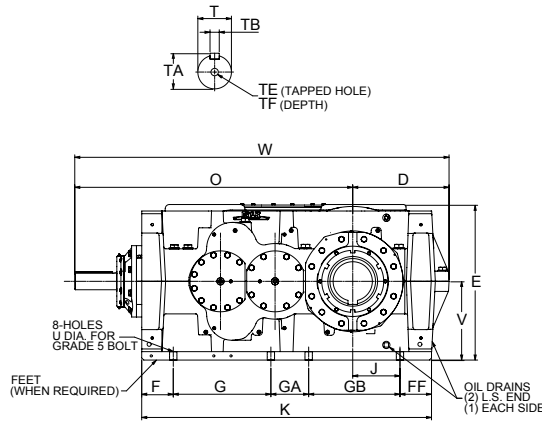
# Triple Reduction Hollow Low-Speed Shaft with TA Taper Bushing

Sizes 107 – 187 / Dimensions — Inches

For drives outfitted with a Smart Condition Monitoring System see catalog **SS1-001** for additional drive dimensional information.



Refer to pages 244 and 245 for standard bushing bores.



## Dimensions (in)

Drive Size★	Ratios	A	D	E	EE	F	FF	G	GA	GB	J	K	L	M	O	P	PA	PB	Q
107	14.0-125	3.94	10.27	16.51	0.98	4.37	4.37	7.87	3.94	7.87	3.94	28.43	12.68	4.92	30.12	2.20	9.53	7.28	3.07
117	14.0-125	4.33	11.25	18.25	0.98	4.53	4.53	9.06	4.72	9.06	4.72	31.89	14.33	5.91	33.06	2.20	10.51	8.07	3.62
127	14.0-125	5.91	12.02	20.55	0.98	4.72	4.13	10.63	5.91	9.96	5.67	35.35	16.14	6.50	36.40	2.20	10.94	8.86	4.00
137	14.0-125	5.91	13.06	21.73	1.37	4.86	4.62	11.71	6.50	10.93	6.10	38.61	16.61	6.99	40.51	2.24	11.93	9.45	4.44
147	14.0-125	6.10	13.91	24.49	1.77	5.47	5.20	13.78	5.91	12.60	6.30	42.95	16.85	7.09	42.80	2.24	11.81	10.24	4.25
157	14.0-125	7.09	15.32	26.20	1.57	5.46	5.13	16.14	7.09	14.17	7.68	47.99	19.21	8.27	47.83	2.32	13.19	11.02	4.49
167	14.0-125	7.68	18.07	29.36	1.57	5.87	5.94	18.31	7.09	17.13	8.86	54.33	20.79	8.46	52.13	2.36	13.98	11.61	4.88
177	12.5-112	9.45	22.98	35.08	1.97	6.25	6.69	21.46	7.87	22.05	12.40	64.31	23.15	9.65	60.04	...	13.03	11.00	5.91
187	14.0-125	9.45	21.99	35.08	1.97	6.25	6.69	21.46	7.87	22.05	11.42	64.31	23.15	9.65	61.03	...	13.03	11.00	5.91

Drive Size★	Ratios	High-Speed Shaft†						U	V	W	Approx. Wt. lb.
		T*	TA	TB	TC	TE	TF				
107	14.0-71.0	1.5748k6	1.69	0.47	3.94	M16	1.42	0.57	8.35	40.39	697
	80.0-125	0.9449j6	1.06	0.31		M8	0.75				
117	14.0-71.0	1.6535k6	1.77	0.47	4.72	M16	1.42	0.73	9.29	44.30	1008
	80.0-125	1.1811j6	1.29	0.31		M10	0.87				
127	14.0-71.0	1.9685k6	2.10	0.55	5.51	M16	1.42	0.73	10.43	48.42	1377
	80.0-125	1.3780k6	1.49	0.39		M12	1.10				
137	14.0-71.0	2.1654m6	2.32	0.63	5.91	M20	1.65	0.94	11.02	53.55	1761
	80.0-125	1.5748k6	1.69	0.47		M16	1.42				
147	14.0-71.0	2.3622m6	2.51	0.71	5.59	M20	1.65	0.94	12.40	56.72	2276
	80.0-125	1.9685k6	2.10	0.55							
157	14.0-71.0	2.7559m6	2.93	0.79	7.09	M20	1.65	1.10	13.19	63.16	3144
	80.0-125	2.1654m6	2.32	0.63							
167	14.0-71.0	3.1496m6	3.34	0.87	7.09	M20	1.65	1.38	14.76	70.20	4303
	80.0-125	2.3622m6	2.51	0.71							
177	12.5-63.0	4.3307m6	4.56	1.10	8.66	M24	1.97	1.38	17.72	83.03	6279
	71.0-112	2.7559m6	2.93	0.79		M20	1.65				
187	14.0-71.0	4.3307m6	4.56	1.10	8.66	M24	1.97	1.38	17.72	83.03	6405
	80.0-125	2.7559m6	2.93	0.79		M20	1.65				

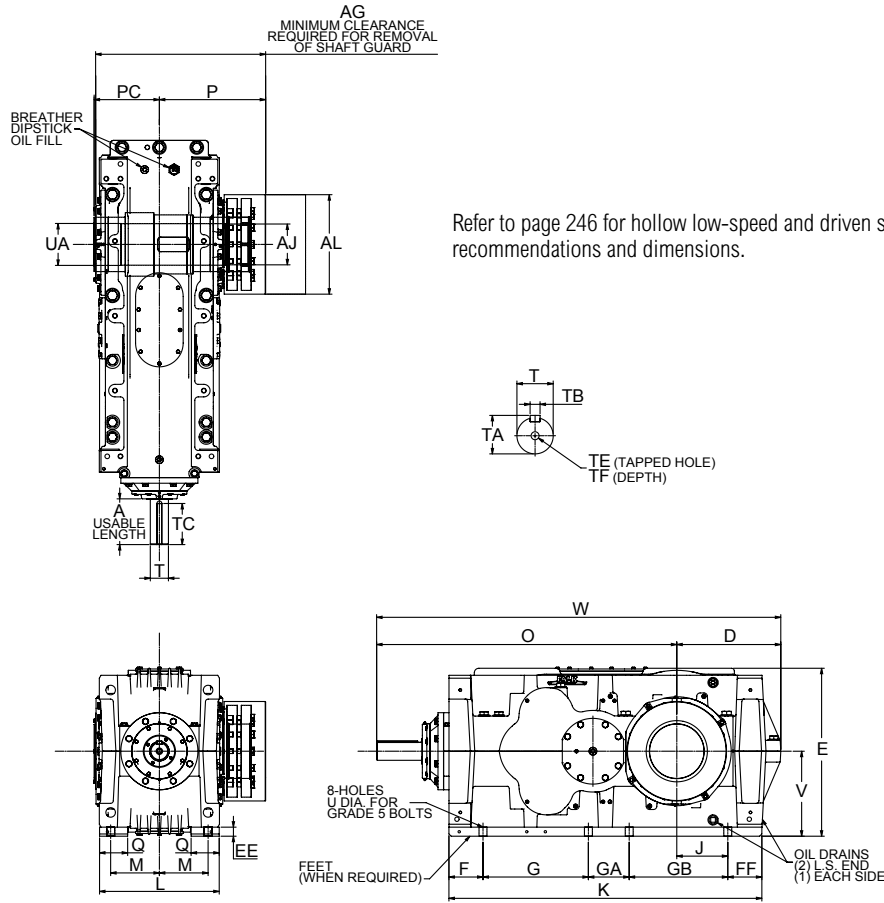
★ Drawings are representative of this series of drives and do not agree in exact detail for all sizes. Gear drives are for horizontal, floor-mounted operation unless specifically stated otherwise. Consult the Factory for other mountings. Dimensions are for reference only and are subject to change without notice unless certified.

† Key Sizes per ISO/R773-1969, Form B. Tapped center hole to DIN 332, threads 6H.

\* See table on page 19 for tolerance.

Double Reduction Hollow Low-Speed Shaft with Shrink Disc  
 Sizes 133 – 173 / Dimensions — Inches

For drives outfitted with a Smart Condition Monitoring System see catalog **SS1-001** for additional drive dimensional information.



Refer to page 246 for hollow low-speed and driven shaft recommendations and dimensions.

Dimensions (in)

Drive Size★	Ratios	A	AG	AJ*	AL	D	E	EE	F	FF	G	GA	GB	J	K	L	M	O	P	PC	Q
133	7.10-12.5	5.91	30.04	5.3150 J7	13.46	13.06	21.73	1.37	4.86	4.62	11.71	6.50	10.93	6.10	38.61	16.61	6.99	40.51	13.68	8.50	4.44
143	7.10-12.5	6.10	31.81	5.9055 J7	15.12	13.90	24.49	1.77	5.47	5.20	13.78	5.91	12.60	6.30	42.95	16.85	7.09	42.80	15.31	9.33	4.25
153	7.10-12.5	7.09	34.49	6.4961 J7	15.91	15.31	26.20	1.57	5.46	5.13	16.14	7.09	14.17	7.68	47.99	19.21	8.27	47.83	16.85	9.72	4.49
163	7.10-12.5	7.68	36.73	7.0866 J7	17.28	18.07	29.34	1.57	5.87	5.94	18.31	7.09	17.13	8.86	54.33	20.79	8.46	52.13	18.46	11.34	4.88
173	6.30-11.2	9.45	40.71	7.8740 J7	18.70	22.99	35.08	1.97	6.25	6.69	21.46	7.87	22.05	12.40	64.31	23.15	9.65	60.04	20.39	12.48	5.91

Drive Size★	Ratios	High-Speed Shaft†						U	UA*	V	W	Approx. Wt. lb.
		T*	TA	TB	TC	TE	TF					
133	7.10-12.5	2.3622m6	2.51	0.71	5.91	M20	1.65	0.94	5.5118 H7	11.02	53.54	1763
143	7.10-12.5	2.3622m6	2.51	0.71	5.91	M20	1.65	0.94	6.1024 H7	12.40	56.73	2264
153	7.10-12.5	2.9528m6	3.12	0.79	7.09	M20	1.65	1.10	6.6929 H7	13.19	63.15	3075
163	7.10-12.5	3.1496m6	3.34	0.87	7.09	M20	1.65	1.38	7.2835 H7	14.76	70.20	4421
173	6.30-11.2	3.9370m6	4.17	1.10	8.66	M24	1.97	1.38	8.2677 H7	17.72	83.03	6161

★ Drawings are representative of this series of drives and do not agree in exact detail for all sizes. Gear drives are for horizontal, floor-mounted operation unless specifically stated otherwise. Consult the Factory for other mountings. Dimensions are for reference only and are subject to change without notice unless certified.

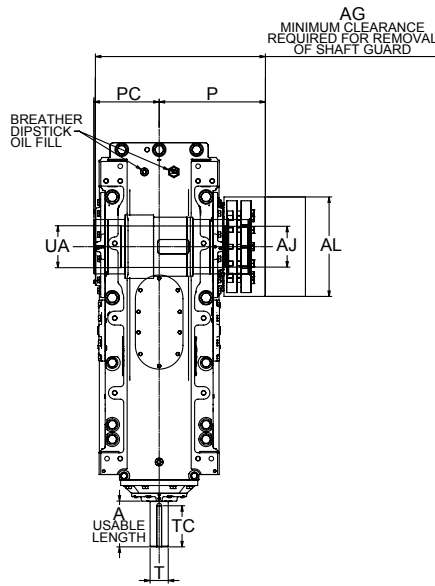
† Key Sizes per ISO/R773-1969, Form B. Tapped center hole to DIN 332, threads 6H.

\* See table on page 19 for tolerance.

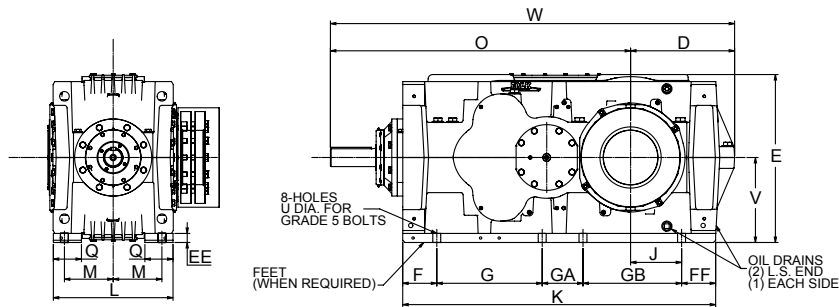
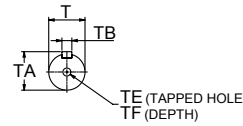
# Double Reduction Hollow Low-Speed Shaft with Shrink Disc

## Sizes 107 – 187 / Dimensions — Inches

For drives outfitted with a Smart Condition Monitoring System see catalog **SS1-001** for additional drive dimensional information.



Refer to page 246 for hollow low-speed and driven shaft recommendations and dimensions.



### Dimensions (in)

Drive Size★	Ratios	A	AG	AJ*	AL	D	E	EE	F	FF	G	GA	GB	J	K	L	M	O	P	PC	Q
107	7.10-12.5	3.94	21.46	3.3465 J7	10.39	10.27	16.51	0.98	4.37	4.37	7.87	3.94	7.87	3.94	28.43	12.68	4.92	30.12	10.58	6.89	3.07
117	7.10-12.5	4.33	24.84	4.1339 J7	11.76	11.25	18.25	0.98	4.53	4.53	9.06	4.72	9.06	4.72	31.89	14.33	5.91	33.06	12.20	7.83	3.62
127	7.10-12.5	5.91	26.50	4.9213 J7	12.24	12.02	20.55	0.98	4.72	4.13	10.63	5.91	9.96	5.67	35.35	16.14	6.50	36.40	12.98	8.50	4.00
137	7.10-12.5	5.91	30.04	5.3150 J7	13.46	13.06	21.73	1.37	4.86	4.62	11.71	6.50	10.93	6.10	38.61	16.61	6.99	40.51	13.68	8.50	4.44
147	7.10-12.5	6.10	31.81	5.9055 J7	15.12	13.91	24.49	1.77	5.47	5.20	13.78	5.91	12.60	6.30	42.95	16.85	7.09	42.80	15.31	9.33	4.25
157	7.10-12.5	7.09	34.49	6.4961 J7	15.91	15.32	26.20	1.57	5.46	5.13	16.14	7.09	14.17	7.68	47.99	19.21	8.27	47.83	16.85	9.72	4.49
167	7.10-12.5	7.68	36.73	7.0866 J7	17.28	18.07	29.34	1.57	5.87	5.94	18.31	7.09	17.13	8.86	54.33	20.79	8.46	52.13	18.46	11.34	4.88
177	6.30-11.2	9.45	40.71	7.8740 J7	18.70	22.98	35.08	1.97	6.25	6.69	21.46	7.87	22.05	12.40	64.31	23.15	9.65	60.04	20.39	12.48	5.91
187	7.10-12.5	9.45	40.71	8.0709 J7	18.70	21.99	35.08	1.97	6.25	6.69	21.46	7.87	22.05	11.42	64.31	23.15	9.65	61.03	20.39	12.48	5.91

Drive Size★	Ratios	High-Speed Shaft†						U	UA*	V	W	Approx. Wt. lb.
		T*	TA	TB	TC	TE	TF					
107	7.10-12.5	1.5748k6	1.69	0.47	3.94	M16	1.42	0.57	3.5433 H7	8.35	40.39	702
117	7.10-12.5	1.9685k6	2.10	0.55	4.33	M16	1.42	0.73	4.3307 H7	9.29	44.30	994
127	7.10-12.5	2.1654m6	2.32	0.63	5.51	M20	1.65	0.73	5.1181 H7	10.43	48.42	1404
137	7.10-12.5	2.3622m6	2.51	0.71	5.91	M20	1.65	0.94	5.5118 H7	11.02	53.55	1763
147	7.10-12.5	2.3622m6	2.51	0.71	5.91	M20	1.65	0.94	6.1024 H7	12.40	56.72	2264
157	7.10-12.5	2.9528m6	3.12	0.79	7.09	M20	1.65	1.10	6.6929 H7	13.19	63.16	3075
167	7.10-12.5	3.1496m6	3.34	0.87	7.09	M20	1.65	1.38	7.2835 H7	14.76	70.20	4421
177	6.30-11.2	3.9370m6	4.17	1.10	8.66	M24	1.97	1.38	8.2677 H7	17.72	83.03	6161
187	7.10-12.5	3.9370m6	4.17	1.10	8.66	M24	1.97	1.38	8.2677 H7	17.72	83.03	6312

★ Drawings are representative of this series of drives and do not agree in exact detail for all sizes. Gear drives are for horizontal, floor-mounted operation unless specifically stated otherwise. Consult the Factory for other mountings. Dimensions are for reference only and are subject to change without notice unless certified.

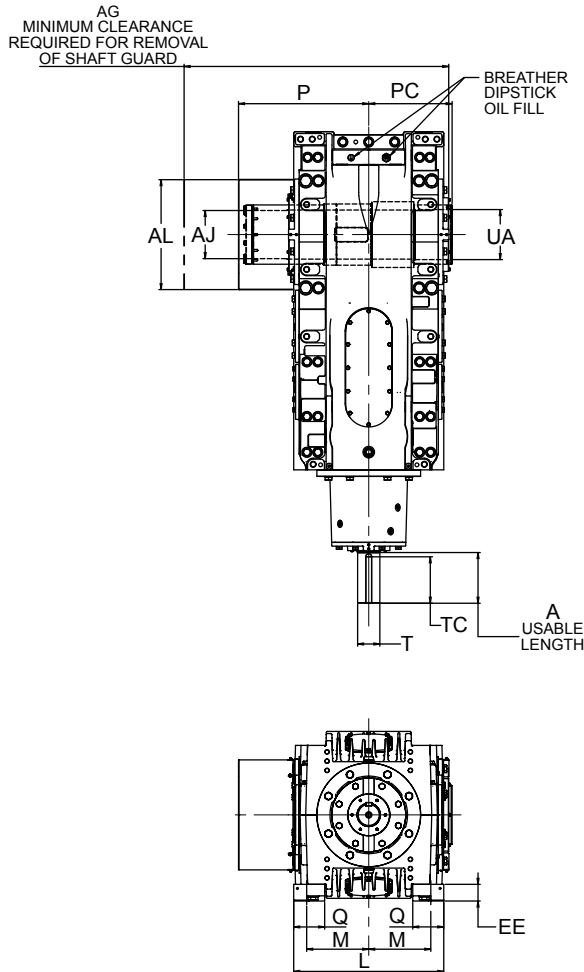
† Key Sizes per ISO/R773-1969, Form B. Tapped center hole to DIN 332, threads 6H.

\* See table on page 19 for tolerance.

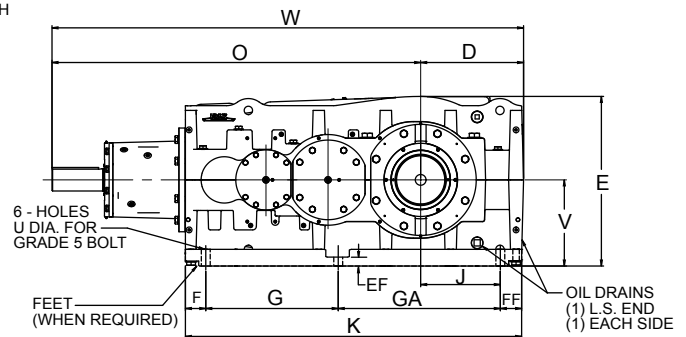
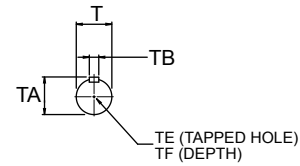


Triple Reduction Hollow Low-Speed Shaft with Shrink Disc  
 Sizes 203 – 223 / Dimensions — Inches

For drives outfitted with a Smart Condition Monitoring System see catalog **SS1-001** for additional drive dimensional information.



Refer to page 247 for hollow low-speed and driven shaft recommendations and dimensions.



Dimensions (in)

Drive Size★	Ratios	A	AG	AJ*	AL	D	E	EE	EF	F	FF	G	GA	J	K	L	M	O	P	PC	Q
203	9.00-125	10.63	56.24	10.2362J7	23.38	21.87	36.04	3.54	2.17	4.29	4.53	28.15	34.45	16.93	71.42	31.89	13.19	78.35	27.67	17.72	6.59
223	9.00-125	10.63	63.32	12.2047J7	26.72	25.58	42.67	4.53	2.95	5.28	6.18	32.68	39.57	18.90	83.70	35.43	14.76	84.06	31.23	19.69	6.80

Drive Size★	Ratios	High-Speed Shaft†						U	UA*	V	W	Approx. Wt. lb.
		T*	TA	TB	TC	TE	TF					
203	9.00-71.0	4.7244m6	4.99	1.26	9.84	M24	1.97	1.89	10.6299H7	18.31	100.2	11385
	80.0-125	3.3465m6	3.54	0.87		M20	1.65					
223	9.00-71.0	5.1181m6	5.39	1.26	9.84	M24	1.97	2.17	12.5984H7	21.65	109.6	15914
	80.0-125	3.9370m6	4.17	1.10								

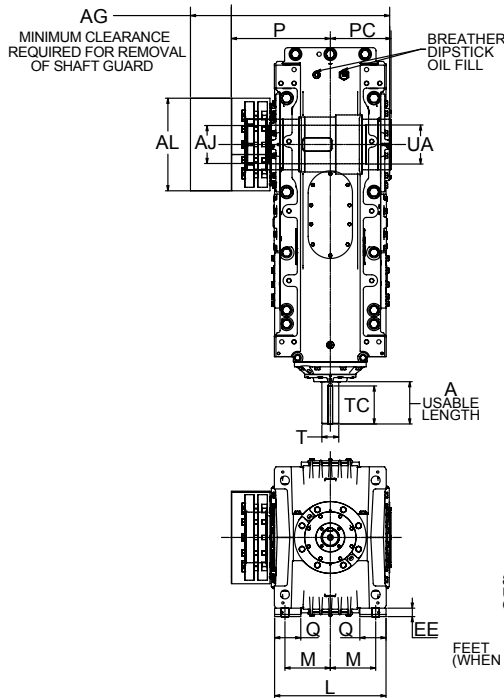
★ Drawings are representative of this series of drives and do not agree in exact detail for all sizes. Gear drives are for horizontal, floor-mounted operation unless specifically stated otherwise. Consult the Factory for other mountings. Dimensions are for reference only and are subject to change without notice unless certified.

† Key Sizes per ISO/R773-1969, Form B. Tapped center hole to DIN 332, threads 6H.

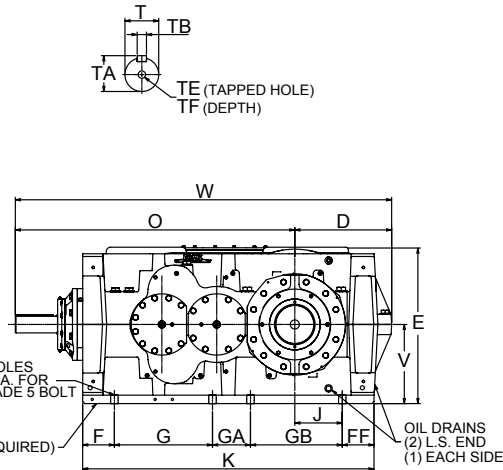
\* See table on page 19 for tolerance.

Triple Reduction Hollow Low-Speed Shaft with Shrink Disc  
 Sizes 107 – 187 / Dimensions — Inches

For drives outfitted with a Smart Condition Monitoring System see catalog **SS1-001** for additional drive dimensional information.



Refer to page 246 for hollow low-speed and driven shaft recommendations and dimensions.



Dimensions (in)

Drive Size★	Ratios	A	AG	AJ*	AL	D	E	EE	F	FF	G	GA	GB	J	K	L	M	O	P	PC	Q
107	14.0-125	3.94	21.46	3.3465 J7	10.39	10.27	16.51	0.98	4.37	4.37	7.87	3.94	7.87	3.94	28.43	12.68	4.92	30.12	10.58	6.89	3.07
117	14.0-125	4.33	24.84	4.1339 J7	11.76	11.25	18.25	0.98	4.72	4.53	9.06	4.72	9.06	4.72	31.89	14.33	5.91	33.06	12.20	7.83	3.62
127	14.0-125	5.91	26.50	4.9213 J7	12.24	12.02	20.55	0.98	4.72	4.13	10.63	5.91	9.96	5.67	35.35	16.14	6.50	36.40	12.98	8.50	4.00
137	14.0-125	5.91	30.04	5.3150 J7	13.46	13.06	21.73	1.37	4.86	4.62	11.71	6.50	10.93	6.10	38.61	16.61	6.99	40.51	13.68	9.13	4.44
147	14.0-125	6.10	31.81	5.9055 J7	15.12	13.91	24.49	1.77	5.47	5.20	13.78	5.91	12.60	6.30	42.95	16.85	7.09	42.80	15.31	9.29	4.25
157	14.0-125	7.09	34.49	6.4961 J7	15.91	15.32	26.20	1.57	5.46	5.13	16.14	7.09	14.17	7.68	47.99	19.21	8.27	47.83	16.85	10.43	4.49
167	14.0-125	7.68	36.73	7.0866 J7	17.28	18.07	29.34	1.57	5.87	5.94	18.31	7.09	17.13	8.86	54.33	20.79	8.46	52.13	18.46	11.34	4.88
177	12.5-112	9.45	40.71	7.8740 J7	18.70	22.98	35.08	1.97	6.25	6.69	21.46	7.87	22.05	12.40	64.31	23.15	9.65	60.04	20.39	12.48	5.91
187	14.0-125	9.45	40.71	8.0709 J7	18.70	21.99	35.08	1.97	6.25	6.69	21.46	7.87	22.05	11.42	64.31	23.15	9.65	61.03	20.39	12.48	5.91

Drive Size★	Ratios	High-Speed Shaft†						U	UA*	V	W	Approx. Wt. lb.
		T*	TA	TB	TC	TE	TF					
107	14.0-71.0	1.5748k6	1.69	0.47	3.94	M16	1.42	0.57	3.5433 H7	8.35	40.39	697
	80.0-125	0.9449j6	1.06	0.31		M8	0.75					
117	14.0-71.0	1.6535k6	1.77	0.47	4.84	M16	1.42	0.73	4.3307 H7	9.29	44.30	1008
	80.0-125	1.1811j6	1.29	0.31		M10	0.87					
127	14.0-71.0	1.9685k6	2.10	0.55	5.51	M16	1.42	0.73	5.1181 H7	10.43	48.42	1377
	80.0-125	1.3780k6	1.49	0.39		M12	1.10					
137	14.0-71.0	2.1654m6	2.32	0.63	5.91	M20	1.65	0.94	5.5118 H7	11.02	53.55	1761
	80.0-125	1.5748k6	1.69	0.47		M16	1.42					
147	14.0-71.0	2.3622m6	2.51	0.71	5.59	M20	1.65	0.94	6.1024 H7	12.40	56.72	2276
	80.0-125	1.9685k6	2.10	0.55								
157	14.0-71.0	2.7559m6	2.93	0.79	7.09	M20	1.65	1.10	6.6929 H7	13.19	63.16	3144
	80.0-125	2.1654m6	2.32	0.63								
167	14.0-71.0	3.1496m6	3.34	0.87	7.09	M20	1.65	1.38	7.2835 H7	14.76	70.20	4303
	80.0-125	2.3622m6	2.51	0.71								
177	12.5-63.0	4.3307m6	4.56	1.10	8.66	M24	1.97	1.38	8.2677 H7	17.72	83.03	6279
	71.0-112	2.7559m6	2.93	0.79		M20	1.65					
187	14.0-71.0	4.3307m6	4.56	1.10	8.66	M24	1.97	1.38	8.2677 H7	17.72	83.03	6405
	80.0-125	2.7559m6	2.93	0.79		M20	1.65					

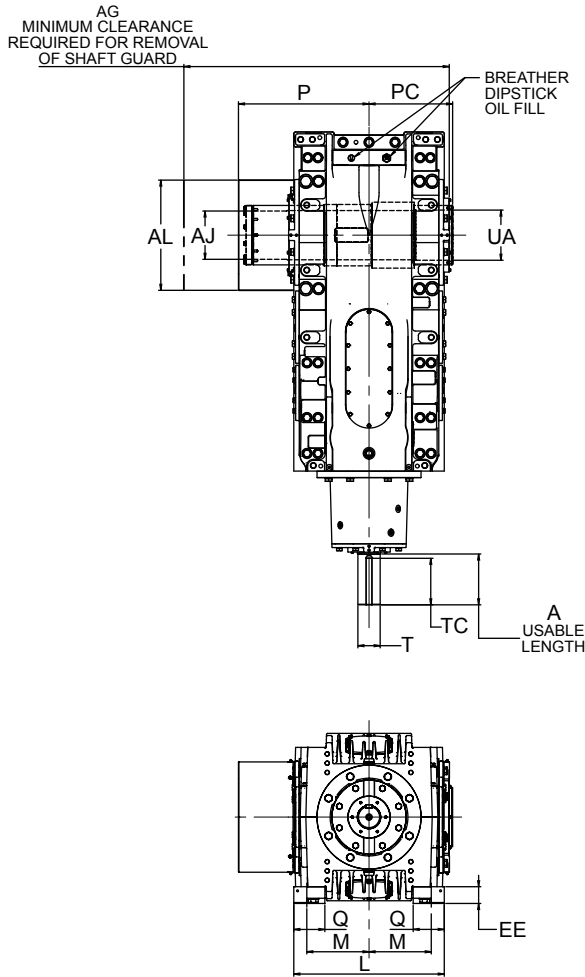
★ Drawings are representative of this series of drives and do not agree in exact detail for all sizes. Gear drives are for horizontal, floor-mounted operation unless specifically stated otherwise. Consult the Factory for other mountings. Dimensions are for reference only and are subject to change without notice unless certified.

† Key Sizes per ISO/R773-1969, Form B. Tapped center hole to DIN 332, threads 6H.

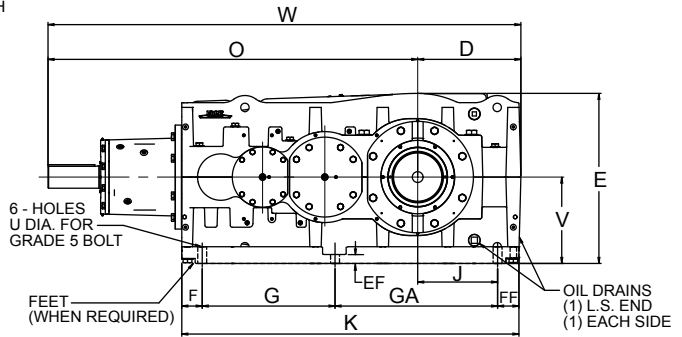
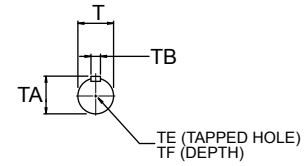
\* See table on page 19 for tolerance.

# Triple Reduction Hollow Low-Speed Shaft with Shrink Disc Sizes 207 – 227 / Dimensions — Inches

For drives outfitted with a Smart Condition Monitoring System see catalog **SS1-001** for additional drive dimensional information.



Refer to page 247 for hollow low-speed and driven shaft recommendations and dimensions.



### Dimensions (in)

Drive Size★	Ratios	A	AG	AJ*	AL	D	E	EE	EF	F	FF	G	GA	J	K	L	M	O	P	PC	Q
207	9.00-125	10.63	56.24	10.2362J7	23.38	21.87	36.04	3.54	2.17	4.29	4.53	28.15	34.45	16.93	71.42	31.89	13.19	78.35	27.67	17.72	6.59
227	9.00-125	10.63	63.32	12.2047J7	26.72	25.58	42.67	4.53	2.95	5.28	6.18	32.68	39.57	18.90	83.70	35.43	14.76	84.06	31.23	19.69	6.80

Drive Size★	Ratios	High-Speed Shaft†						U	UA*	V	W	Approx. Wt. lb.
		T*	TA	TB	TC	TE	TF					
207	9.00-71.0	4.7244m6	4.99	1.26	9.84	M24	1.97	1.89	10.6299H7	18.31	100.2	11385
	80.0-125	3.3465m6	3.54	0.87		M20	1.65					
227	9.00-71.0	5.1181m6	5.39	1.26	9.84	M24	1.97	2.17	12.5984H7	21.65	109.6	15914
	80.0-125	3.9370m6	4.17	1.10								

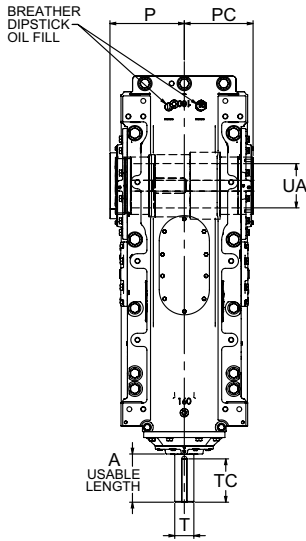
★ Drawings are representative of this series of drives and do not agree in exact detail for all sizes. Gear drives are for horizontal, floor-mounted operation unless specifically stated otherwise. Consult the Factory for other mountings. Dimensions are for reference only and are subject to change without notice unless certified.

† Key Sizes per ISO/R773-1969, Form B. Tapped center hole to DIN 332, threads 6H.

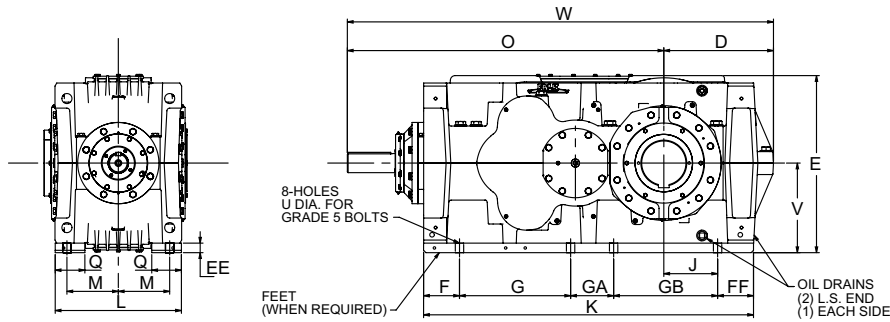
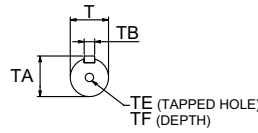
\* See table on page 19 for tolerance.

Double Reduction with Hollow Low-Speed Shaft  
 Sizes 133 – 173 / Dimensions — Inches

For drives outfitted with a Smart Condition Monitoring System see catalog **SS1-001** for additional drive dimensional information.



Refer to page 248 for hollow low-speed and driven shaft recommendations and dimensions.



Dimensions (in)

Drive Size★	Ratios	A	D	E	EE	F	FF	G	GA	GB	J	K	L	M	O	P	PC	Q
133	7.10-12.5	5.91	13.06	21.73	1.37	4.86	4.62	11.71	6.50	10.93	6.10	38.61	16.61	6.99	40.51	9.94	9.17	4.44
143	7.10-12.5	6.10	13.90	24.49	1.77	5.47	5.20	13.78	5.91	12.60	6.30	42.95	16.85	7.09	42.80	10.05	9.33	4.25
153	7.10-12.5	7.09	15.31	26.20	1.57	5.46	5.13	16.14	7.09	14.17	7.68	47.99	19.21	8.27	47.83	11.25	10.43	4.49
163	7.10-12.5	7.68	18.07	29.34	1.57	5.87	5.94	18.31	7.09	17.13	8.86	54.33	20.79	8.46	52.13	12.25	11.34	4.88
173	6.30-11.2	9.45	22.99	35.08	1.97	6.25	6.69	21.46	7.87	22.05	12.40	64.31	23.15	9.65	60.04	13.15	12.48	5.91

Drive Size★	Ratios	High-Speed Shaft†						U	UA*	V	W	Approx. Wt. lb.
		T*	TA	TB	TC	TE	TF					
133	7.10-12.5	2.3622m6	2.51	0.71	5.91	M20	1.65	0.94	5.3150 H7	11.02	53.54	1763
143	7.10-12.5	2.3622m6	2.51	0.71	5.91	M20	1.65	0.94	5.9055 H7	12.40	56.73	2264
153	7.10-12.5	2.9528m6	3.12	0.79	7.09	M20	1.65	1.10	6.6929 H7	13.19	63.15	3075
163	7.10-12.5	3.1496m6	3.34	0.87	7.09	M20	1.65	1.38	7.2835H7	14.76	70.20	4421
173	6.30-11.2	3.9370m6	4.17	1.10	8.66	M24	1.97	1.38	8.6614H7	17.72	83.03	6161

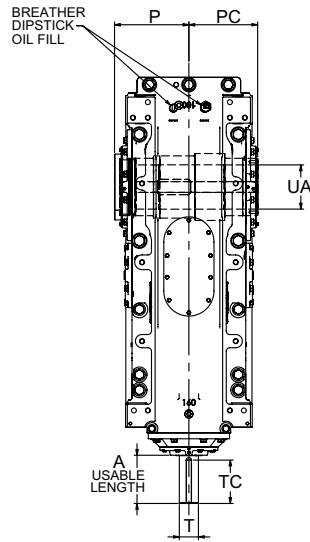
★ Drawings are representative of this series of drives and do not agree in exact detail for all sizes. Gear drives are for horizontal, floor-mounted operation unless specifically stated otherwise. Consult the Factory for other mountings. Dimensions are for reference only and are subject to change without notice unless certified.

† Key Sizes per ISO/R773-1969, Form B. Tapped center hole to DIN 332, threads 6H.

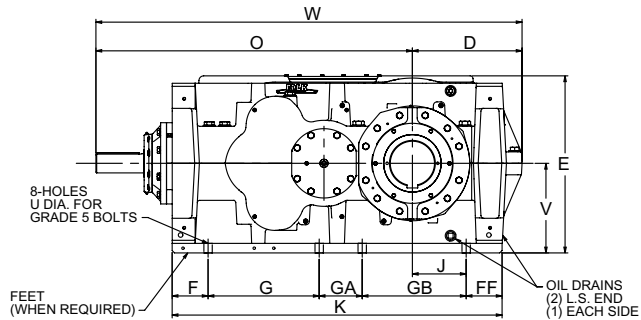
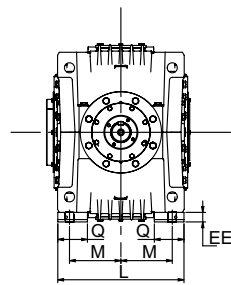
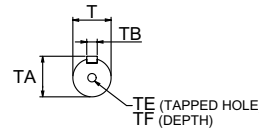
\* See table on page 19 for tolerance.

Double Reduction with Hollow Low-Speed Shaft  
 Sizes 107 – 187 / Dimensions — Inches

For drives outfitted with a Smart Condition Monitoring System see catalog **SS1-001** for additional drive dimensional information.



Refer to page 248 for hollow low-speed and driven shaft recommendations and dimensions.



Dimensions (in)

Drive Size★	Ratios	A	D	E	EE	F	FF	G	GA	GB	J	K	L	M	O	P	PC	Q
107	7.10-12.5	3.94	10.27	16.51	0.98	4.37	4.37	7.87	3.94	7.87	3.94	28.43	12.68	4.92	30.12	7.05	6.93	3.07
117	7.10-12.5	4.33	11.25	18.25	0.98	4.53	4.53	9.06	4.72	9.06	4.72	31.89	14.33	5.91	33.06	8.07	7.83	3.62
127	7.10-12.5	5.91	12.02	20.55	0.98	4.72	4.13	10.63	5.91	9.96	5.67	35.35	16.14	6.50	36.40	8.86	8.54	4.00
137	7.10-12.5	5.91	13.06	21.73	1.37	4.86	4.62	11.71	6.50	10.93	6.10	38.61	16.61	6.99	40.51	9.94	9.17	4.44
147	7.10-12.5	6.10	13.91	24.49	1.77	5.47	5.20	13.78	5.91	12.60	6.30	42.95	16.85	7.09	42.80	10.05	9.33	4.25
157	7.10-12.5	7.09	15.32	26.20	1.57	5.46	5.13	16.14	7.09	14.17	7.68	47.99	19.21	8.27	47.83	11.25	10.43	4.49
167	7.10-12.5	7.68	18.07	29.34	1.57	5.87	5.94	18.31	7.09	17.13	8.86	54.33	20.79	8.46	52.13	12.25	11.34	4.88
177	6.30-11.2	9.45	22.98	35.08	1.97	6.25	6.69	21.46	7.87	22.05	12.40	64.31	23.15	9.65	60.04	13.15	12.48	5.91
187	7.10-12.5	9.45	21.99	35.08	1.97	6.25	6.69	21.46	7.87	22.05	11.42	64.31	23.15	9.65	61.03	13.15	12.48	5.91

Drive Size★	Ratios	High-Speed Shaft†						U	UA*	V	W	Approx. Wt. lb.
		T*	TA	TB	TC	TE	TF					
107	7.10-12.5	1.5748k6	1.69	0.47	3.94	M16	1.42	0.57	3.7402 H7	8.35	40.39	702
117	7.10-12.5	1.9685k6	2.10	0.55	4.33	M16	1.42	0.73	4.3307 H7	9.29	44.30	994
127	7.10-12.5	2.1654m6	2.32	0.63	5.51	M20	1.65	0.73	4.7244 H7	10.43	48.42	1404
137	7.10-12.5	2.3622m6	2.51	0.71	5.91	M20	1.65	0.94	5.3150 H7	11.02	53.55	1763
147	7.10-12.5	2.3622m6	2.51	0.71	5.91	M20	1.65	0.94	5.9055 H7	12.40	56.72	2264
157	7.10-12.5	2.9528m6	3.12	0.79	7.09	M20	1.65	1.10	6.6929 H7	13.19	63.16	3075
167	7.10-12.5	3.1496m6	3.34	0.87	7.09	M20	1.65	1.38	7.2835H7	14.76	70.20	4421
177	6.30-11.2	3.9370m6	4.17	1.10	8.66	M24	1.97	1.38	8.6614H7	17.72	83.03	6161
187	7.10-12.5	3.9370m6	4.17	1.10	8.66	M24	1.97	1.38	9.6614H7	17.72	83.03	6312

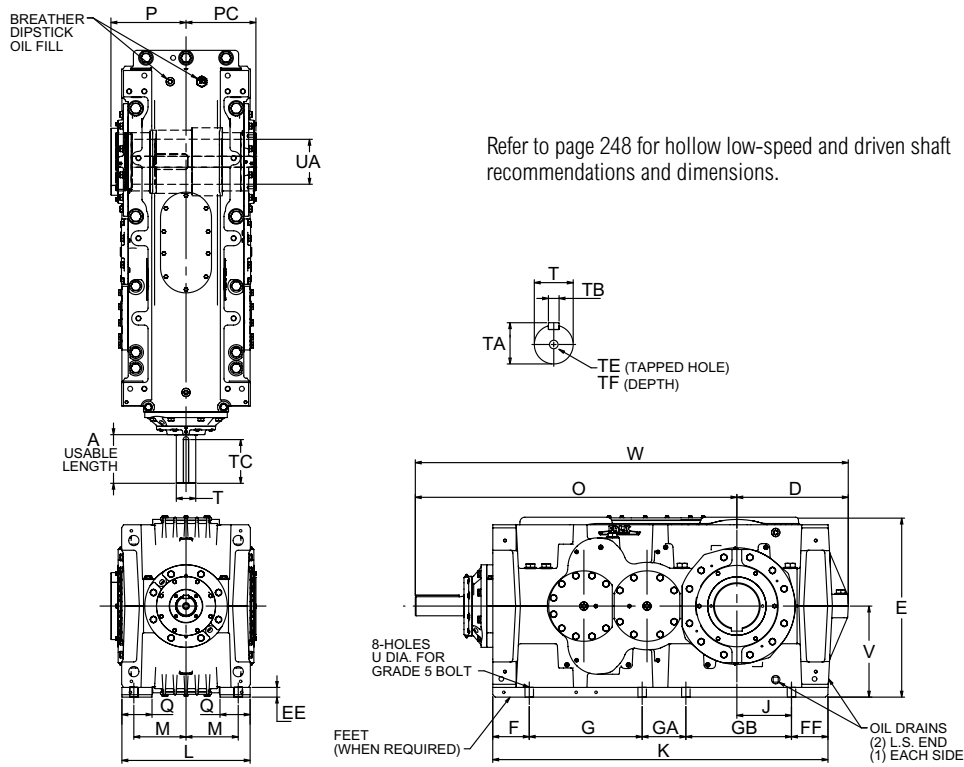
★ Drawings are representative of this series of drives and do not agree in exact detail for all sizes. Gear drives are for horizontal, floor-mounted operation unless specifically stated otherwise. Consult the Factory for other mountings. Dimensions are for reference only and are subject to change without notice unless certified.

† Key Sizes per ISO/R773-1969, Form B. Tapped center hole to DIN 332, threads 6H.

\* See table on page 19 for tolerance.

Triple Reduction with Hollow Low-Speed Shaft  
 Sizes 133 – 173 / Dimensions — Inches

For drives outfitted with a Smart Condition Monitoring System see catalog **SS1-001** for additional drive dimensional information.



Dimensions (in)

Drive Size★	Ratios	A	D	E	EE	F	FF	G	GA	GB	J	K	L	M	O	P	PC	Q
133	14.0-125	5.91	13.06	21.73	1.37	4.86	4.62	11.71	6.50	10.93	6.10	38.61	16.61	6.99	40.50	9.94	9.17	4.44
143	14.0-125	6.10	13.90	24.49	1.77	5.47	5.20	13.78	5.91	12.60	6.30	42.95	16.85	7.09	42.80	10.05	9.33	4.25
153	14.0-125	7.09	15.31	26.20	1.57	5.46	5.13	16.14	7.09	14.17	7.68	47.99	19.21	8.27	47.83	11.25	10.43	4.49
163	14.0-125	7.68	18.07	29.34	1.57	5.87	5.94	18.31	7.09	17.13	8.86	54.33	20.79	8.46	52.13	12.25	11.34	4.88
173	12.5-112	9.45	22.99	35.08	1.97	6.25	6.69	21.46	7.87	22.05	12.40	64.31	23.15	9.65	60.04	13.15	12.48	5.91

Drive Size★	Ratios	High-Speed Shaft†						U	UA*	V	W	Approx. Wt. lb.
		T*	TA	TB	TC	TE	TF					
133	14.0-71.0	2.1654m6	2.32	0.63	5.91	M20	1.65	0.94	5.3150 H7	11.02	53.55	1761
	80.0-125	1.5748k6	1.69	0.47		M16	1.42					
143	14.0-71.0	2.3622m6	2.51	0.71	5.51	M20	1.65	0.94	5.9055 H7	12.40	56.72	2276
	80.0-125	1.9685k6	2.10	0.55								
153	14.0-71.0	2.7559m6	2.93	0.79	7.09	M20	1.65	1.10	6.6929 H7	13.19	63.16	3144
	80.0-125	2.1654m6	2.32	0.63								
163	14.0-71.0	3.1496m6	3.34	0.87	7.09	M20	1.65	1.38	7.2835H7	14.76	70.20	4303
	80.0-125	2.3622m6	2.51	0.71								
173	12.5-63.0	4.3307m6	4.56	1.10	8.66	M24	1.97	1.38	8.6614H7	17.72	83.03	6279
	71.0-112	2.7559m6	2.93	0.79		M20	1.65					

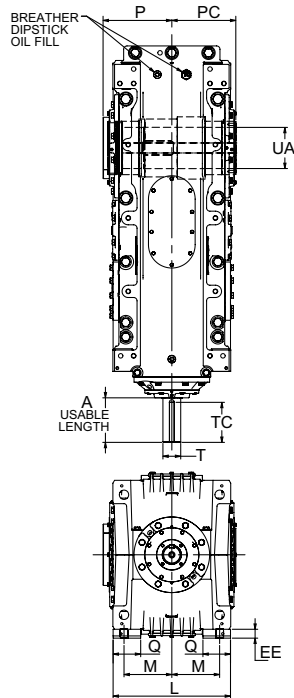
★ Drawings are representative of this series of drives and do not agree in exact detail for all sizes. Gear drives are for horizontal, floor-mounted operation unless specifically stated otherwise. Consult the Factory for other mountings. Dimensions are for reference only and are subject to change without notice unless certified.

† Key Sizes per ISO/R773-1969, Form B. Tapped center hole to DIN 332, threads 6H.

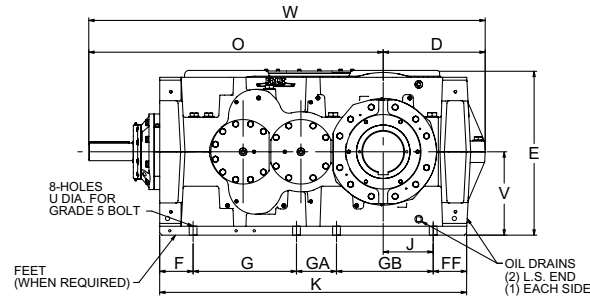
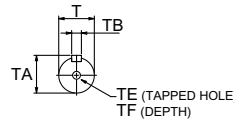
\* See table on page 19 for tolerance.

**Triple Reduction with Hollow Low-Speed Shaft**  
**Sizes 107 – 187 / Dimensions — Inches**

For drives outfitted with a Smart Condition Monitoring System see catalog **SS1-001** for additional drive dimensional information.



Refer to page 248 for hollow low-speed and driven shaft recommendations and dimensions.



**Dimensions (in)**

Drive Size★	Ratios	A	D	E	EE	F	FF	G	GA	GB	J	K	L	M	O	P	PC	Q
107	14.0-125	3.94	10.27	16.51	0.98	4.37	4.37	7.87	3.94	7.87	3.94	28.43	12.68	4.92	30.12	7.05	6.93	3.07
117	14.0-125	4.33	11.25	18.25	0.98	4.53	4.53	9.06	4.72	9.06	4.72	31.89	14.33	5.91	33.06	8.07	7.83	3.62
127	14.0-125	5.91	12.02	20.55	0.98	4.72	4.13	10.63	5.91	9.96	5.67	35.35	16.14	6.50	36.40	8.86	8.54	4.00
137	14.0-125	5.91	13.06	21.73	1.37	4.86	4.62	11.71	6.50	10.93	6.10	38.61	16.61	6.99	40.50	9.94	9.17	4.44
147	14.0-125	6.10	13.91	24.49	1.77	5.47	5.20	13.78	5.91	12.60	6.30	42.95	16.85	7.09	42.80	10.05	9.33	4.25
157	14.0-125	7.09	15.32	26.20	1.57	5.46	5.13	16.14	7.09	14.17	7.68	47.99	19.21	8.27	47.83	11.25	10.43	4.49
167	14.0-125	7.68	18.07	29.34	1.57	5.87	5.94	18.31	7.09	17.13	8.86	54.33	20.79	8.46	52.13	12.25	11.34	4.88
177	12.5-112	9.45	22.98	35.08	1.97	6.25	6.69	21.46	7.87	22.05	12.40	64.31	23.15	9.65	60.04	13.15	12.48	5.91
187	14.0-125	9.45	21.99	35.08	1.97	6.25	6.69	21.46	7.87	22.05	11.42	64.31	23.15	9.65	61.03	13.15	12.48	5.91

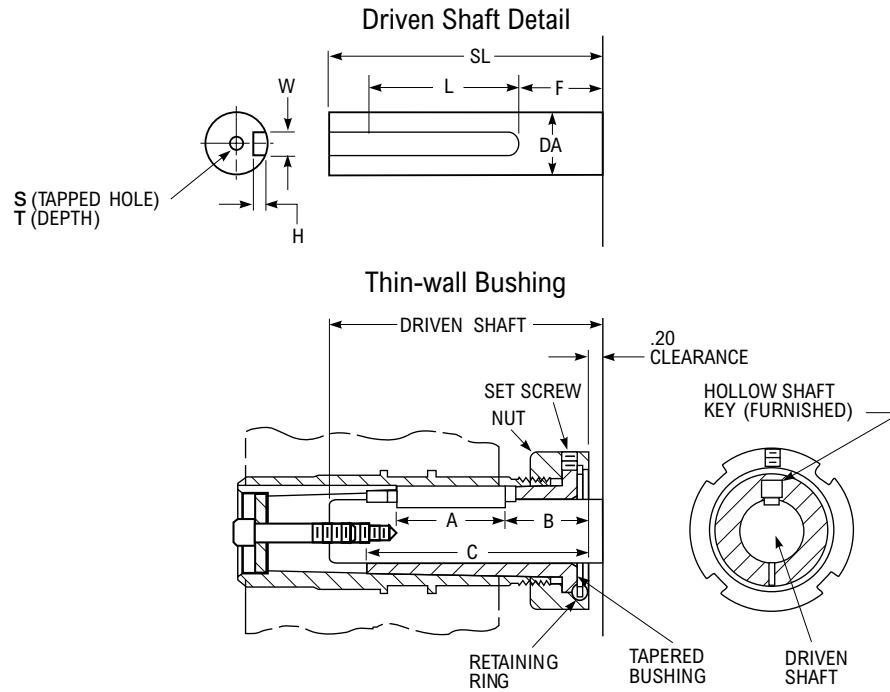
Drive Size★	Ratios	High-Speed Shaft†						U	UA*	V	W	Approx. Wt. lb.
		T*	TA	TB	TC	TE	TF					
107	14.0-71.0	1.5748k6	1.69	0.47	3.94	M16	1.42	0.57	3.7402 H7	8.35	40.39	697
	80.0-125	0.9449j6	1.06	0.31		M8	0.75					
117	14.0-71.0	1.6535k6	1.77	0.47	4.84	M16	1.42	0.73	4.3307 H7	9.29	44.30	1008
	80.0-125	1.1811j6	1.29	0.31		M10	0.87					
127	14.0-71.0	1.9685k6	2.10	0.55	5.51	M16	1.42	0.73	4.7244 H7	10.43	48.42	1377
	80.0-125	1.3780k6	1.49	0.39		M12	1.10					
137	14.0-71.0	2.1654m6	2.32	0.63	5.91	M20	1.65	0.94	5.3150 H7	11.02	53.55	1761
	80.0-125	1.5748k6	1.69	0.47		M16	1.42					
147	14.0-71.0	2.3622m6	2.51	0.71	5.59	M20	1.65	0.94	5.9055 H7	12.40	56.72	2276
	80.0-125	1.9685k6	2.10	0.55								
157	14.0-71.0	2.7559m6	2.93	0.79	7.09	M20	1.65	1.10	6.6929 H7	13.19	63.16	3144
	80.0-125	2.1654m6	2.32	0.63								
167	14.0-71.0	3.1496m6	3.34	0.87	7.09	M20	1.65	1.38	7.2835H7	14.76	70.20	4303
	80.0-125	2.3622m6	2.51	0.71								
177	12.5-63.0	4.3307m6	4.56	1.10	8.66	M24	1.97	1.38	8.6614H7	17.72	83.03	6279
	71.0-112	2.7559m6	2.93	0.79		M20	1.65					
187	14.0-71.0	4.3307m6	4.56	1.10	8.66	M24	1.97	1.38	8.6614H7	17.72	83.03	6405
	80.0-125	2.7559m6	2.93	0.79		M20	1.65					

★ Drawings are representative of this series of drives and do not agree in exact detail for all sizes. Gear drives are for horizontal, floor-mounted operation unless specifically stated otherwise. Consult the Factory for other mountings. Dimensions are for reference only and are subject to change without notice unless certified.

† Key Sizes per ISO/R773-1969, Form B. Tapped center hole to DIN 332, threads 6H.

\* See table on page 19 for tolerance.

TA Taper Bushing & Driven Shaft  
 Sizes 107-167 / Dimensions — Inches

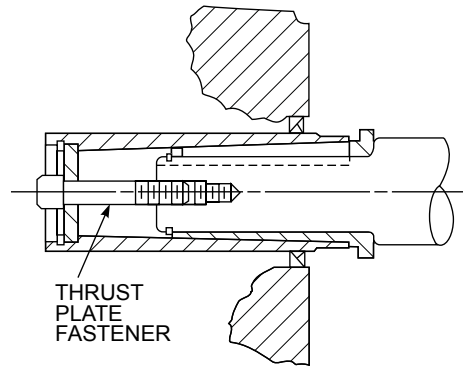
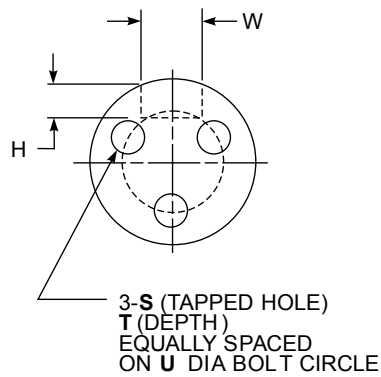
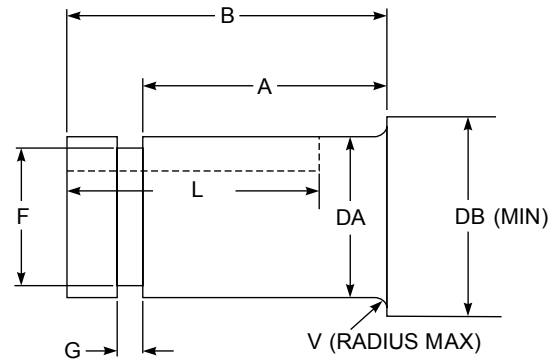


Dimensions (in)

Drive Size	Bushing				Driven Shaft							
	Bushing Size	A	B	C Min Shaft Engagement	DA	Tolerance	SL	W x H ●	F	L Min †	S	T Min
107	2.938	7.087	2.55	10.91	2.9375	+ 0.000 - 0.006	13.58 ± 0.39	.750 x .375	2.38	7.84	.750-10 UNC	1.50
	3.188				3.1875							
	3.438				3.4375							
117	3.438	7.087	3.00	11.89	3.4375	+ 0.000 - 0.006	15.35 ± 0.47	.875 x .4375	2.76	7.96	1.000-8 UNC	2.00
	3.938				3.9375							
	4.188				4.1875							
127	3.938	7.087	3.19	12.09	3.9375	+ 0.000 - 0.006	16.30 ± 0.47	1.000 x .500	2.89	8.09	1.000-8 UNC	2.00
	4.188				4.1875							
	4.438				4.4375							
133, 137	4.438	7.874	2.33	12.83	4.4375	+ 0.000 - 0.007	18.03 ± 0.47	1.000 x .500	2.03	8.87	1.000-8 UNC	2.00
	4.938				4.9375			1.250 x .625	1.91	9.12		
	4.938				4.9375			1.500 x .750*	1.78	11.34		
143, 147	4.938	9.843	2.33	13.23	4.9375	+ 0.000 - 0.007	17.44 ± 0.55	1.250 x .625	1.91	11.09	1.125-7 UNC	2.25
	5.438				5.4375			1.500 x .750*	1.78	11.34		
	5.938				5.9375							
153, 157	5.938	9.843	2.69	14.69	5.9375	+ 0.000 - 0.007	19.80 ± 0.55	1.500 x .750	2.14	11.34	1.125-7 UNC	2.25
	6.000				6.0000							
	6.500				6.5000							
163, 167	5.938	11.024	2.59	15.28	5.9375	+ 0.000 - 0.007	21.73 ± 0.55	1.500 x .750	2.04	12.52	1.125-7UNC	2.25
	6.000				6.0000							
	6.500				6.5000							
	6.938				6.9375							
	7.000				7.0000							

● Check strength of driven shaft.  
 \* A trapped keyway is not allowed on the keyway shown. An open keyway must extend to the end of the driven shaft.  
 † Dimension L is required only when a trapped or enclosed keyway is used in driven shaft

Driven Shaft Recommendations Using TA Taper Bushing With Keeper Plate  
 Sizes 173-187 / Dimensions — Inches



Dimensions (in) •

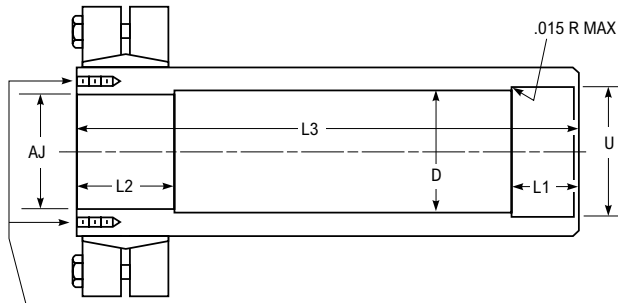
Drive Size	A	B	DA*	DB	Retaining Ring				Keyway			Shaft End			V
					Groove		Mfg No.	Max OD	W	H	L (Min)	S	T (Min)	U	
					F	G									
173, 177, 187	15.630	16.805	7.500h10	8.25	7.180	0.209	Smalley WST-750	7.930	1.750	0.750	14.81	1.250-7 UNC	2.500	4.750	0.15
173, 177, 187	15.630	16.805	8.000h10	8.75	7.660	0.209	Smalley WST-800	8.410	2.000	0.750	14.81	1.250-7 UNC	2.500	4.750	0.15

• Check strength of driven shaft.  
 \* See table on page 19 for tolerance.

### Hollow Low-Speed Shaft — Shrink Disc Mounted

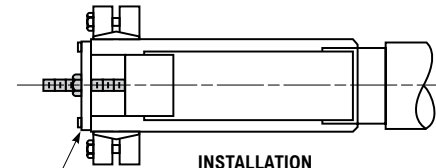
#### Sizes 107-187 / Dimensions — Inches

The drive package includes the keeper plate and keeper plate retention hardware

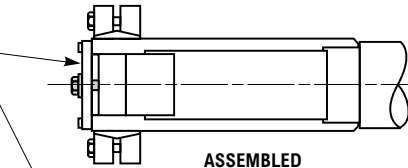


Z - QUANTITY  
 ZA - DIA. TAPPED HOLES IN HOLLOW SHAFT  
 ZB - DEEP  
 Y - DIA. BOLT CIRCLE - EQUALLY SPACED HOLES FOR KEEPER PLATE RETENTION

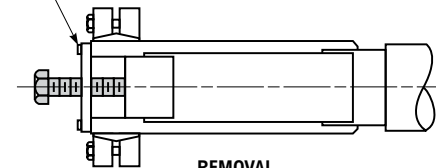
Installation and removal can be assisted through the use of additional hardware items shown shaded (customer-supplied)



**INSTALLATION**  
 A threaded rod is inserted through the keeper plate center hole and into the tapped hole in the end of the driven shaft. The threaded rod, with nut as shown, are used to aid assembly.



ASSEMBLED

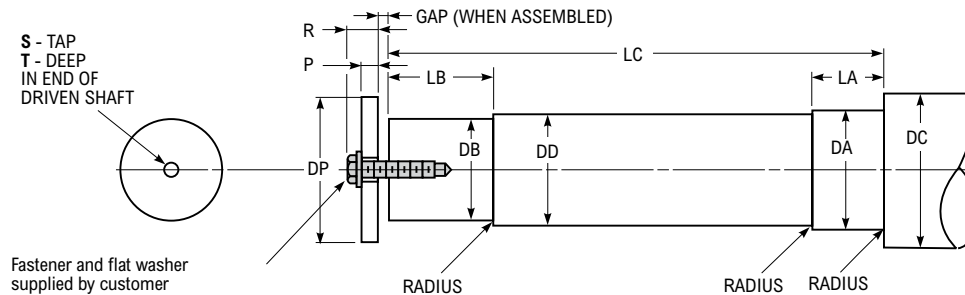


**REMOVAL**  
 A fastener (larger dia than the threaded rod) is threaded into the tapped center hole of the keeper plate and is used to separate the driven shaft from the hollow low-speed shaft of the gear drive.

#### Hollow Low-Speed Shaft Dimensions (in)

Drive Size	AJ*	D	L1	L2	L3	U*	Z	ZA	ZB	Y
107	3.3465 J7	3.465	2.36	2.36	15.67	3.5433 H7	8	M6 x 1.00	0.47	3.780
117	4.1339 J7	4.252	2.95	2.36	18.19	4.3307 H7	8	M8 x 1.25	0.63	4.803
127	4.9213 J7	5.039	2.76	2.76	19.53	5.1181 H7	8	M8 x 1.25	0.63	5.512
133, 137	5.3150 J7	5.433	3.54	3.54	20.63	5.5118 H7	8	M8 x 1.25	0.63	5.827
143, 147	5.9055 J7	6.024	3.74	3.74	22.17	6.1024 H7	8	M8 x 1.25	0.63	6.575
153, 157	6.4961 J7	6.614	4.33	4.13	24.96	6.6929 H7	6	M12 x 1.75	1.10	7.520
163, 167	7.0866 J7	7.205	4.72	4.13	27.01	7.2835 H7	6	M12 x 1.75	1.10	8.268
173, 177	7.8740 J7	8.071	5.12	4.72	29.92	8.2677 H7	6	M12 x 1.75	0.945	9.055
187	8.0709 J7	8.189	5.12	4.72	29.92	8.2677 H7	6	M12 x 1.75	0.945	9.055

\* See table on page 19 for tolerance.



#### Driven Shaft Recommended Dimensions (in) •

Drive Size	DA*	DB*	DC Min	DD	Radius Max	LA	LB	LC	DP	P	R	S	T	Fastener Length	Tapped Hole in Center of Keeper Plate	Gap
107	3.5433 h6	3.3465 g6	4.13	3.4646 c11	0.118	2.13	2.598	15.512	4.33	0.59	1.22	M20 x 2.5	1.57	2.17	M24 x 3.0	0.16
117	4.3307 h6	4.1339 g6	4.92	4.2520 c11	0.118	2.72	2.598	18.031	5.47	0.63	1.38	M24 x 3.0	1.89	2.56	M30 x 3.5	0.16
127	5.1181 h6	4.9213 g6	5.71	5.0394 c11	0.118	2.520	2.992	19.370	6.06	0.75	1.54	M24 x 3.0	1.89	2.76	M30 x 3.5	0.16
133, 137	5.5118 h6	5.3150 g6	6.10	5.4331 c11	0.118	3.307	3.780	20.472	6.46	0.75	1.54	M24 x 3.0	1.89	2.76	M36 x 4.0	0.16
143, 147	6.1024 h6	5.9055 g6	6.69	6.0236 c11	0.118	3.504	3.976	22.008	6.85	0.75	1.69	M30 x 3.5	2.36	3.15	M42 x 4.5	0.16
153, 157	6.6929 h6	6.4961 g6	7.28	6.6142 c11	0.118	4.094	4.370	24.803	8.62	0.75	1.89	M36 x 4.0	2.91	3.54	M48 x 5.0	0.16
163, 167	7.2835 h6	7.0866 g6	7.87	7.2047 c11	0.118	4.488	4.370	26.850	9.25	0.75	1.85	M36 x 4.0	2.913	3.54	M48 x 5.0	0.16
173, 177	8.2677 h6	7.8740 g6	9.06	8.0709 c11	0.118	4.882	4.961	29.764	10.16	1.00	2.09	M36 x 4.0	2.913	3.94	M48 x 5.0	0.16
187	8.2677 h6	8.0709 g6	9.06	8.1890 c11	0.118	4.882	4.961	29.764	10.16	1.00	2.09	M36 x 4.0	2.913	3.94	M48 x 5.0	0.16

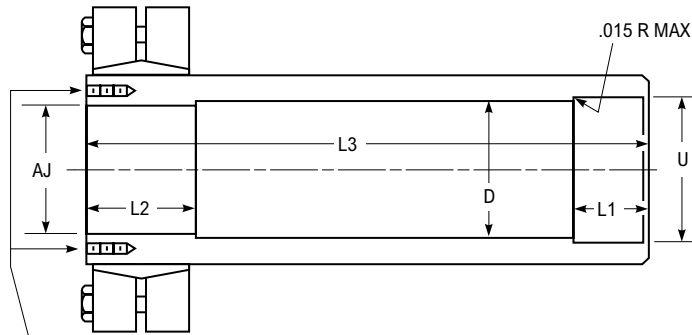
• Check strength of driven shaft.

\* See table on page 19 for tolerance.

### Hollow Low-Speed Shaft — Shrink Disc Mounted

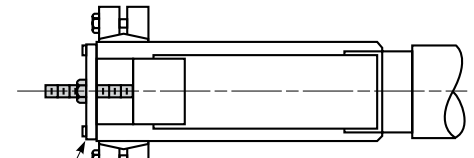
#### Sizes 203-227 / Dimensions — Inches

The drive package includes the keeper plate and keeper plate retention hardware



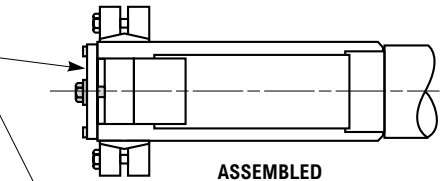
Z - QUANTITY  
 ZA - DIA. TAPPED HOLES IN HOLLOW SHAFT  
 ZB - DEEP  
 Y - DIA. BOLT CIRCLE - EQUALLY SPACED HOLES FOR KEEPER PLATE RETENTION

Installation and removal can be assisted through the use of additional hardware items shown shaded (customer-supplied)

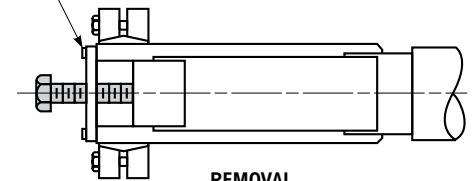


**INSTALLATION**

A threaded rod is inserted through the keeper plate center hole and into the tapped hole in the end of the driven shaft. The threaded rod, with nut as shown, are used to aid assembly.



**ASSEMBLED**



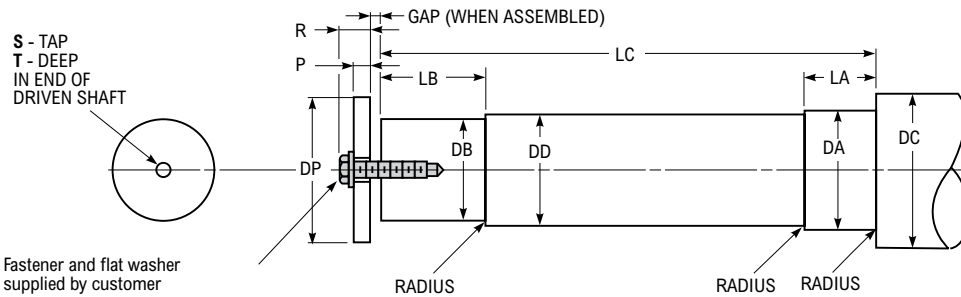
**REMOVAL**

A fastener (larger dia than the threaded rod) is threaded into the tapped center hole of the keeper plate and is used to separate the driven shaft from the hollow low-speed shaft of the gear drive.

#### Hollow Low-Speed Shaft Dimensions (in)

Drive Size	AJ*	D	L1	L2	L3	U*	Z	ZA	ZB	Y
203, 207	10.2362J7	10.433	7.874	7.480	42.520	10.6299H7	10	M12 x 1.75-6H	0.95	11.417
223, 227	12.2047J7	12.402	8.071	8.071	47.441	12.5984H7	10	M16 x 2.0-6H	1.26	13.583

\* See table on page 19 for tolerance.



Fastener and flat washer supplied by customer

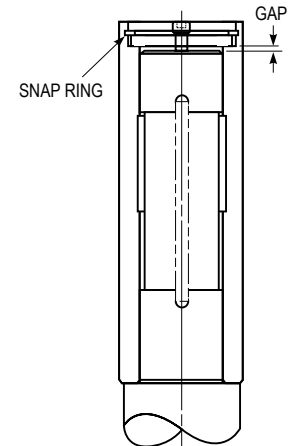
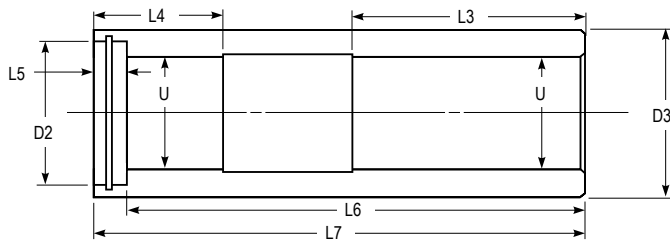
#### Driven Shaft Recommended Dimensions (in) ●

Drive Size	DA*	DB*	DC Min	DD	Radius Max	LA	LB	LC	DP	P	R	S	T	Fastener Length	Tapped Hole in Center of Keeper Plate	Gap
203, 207	10.6299h6	10.2362g6	11.614	10.4331c11	0.157	7.638	7.559	42.362	12.52	1.260	2.76	M48 x 5-6H	3.780	4.72	M64 x 6-6H	0.157
223, 227	12.5984h6	12.2047g6	13.583	12.4016c11	0.157	7.835	8.150	47.283	14.88	1.260	2.76	M48 x 5-6H	3.780	4.72	M64 x 6-6H	0.157

● Check strength of driven shaft.

\* See table on page 19 for tolerance.

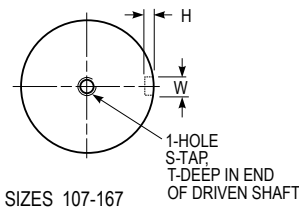
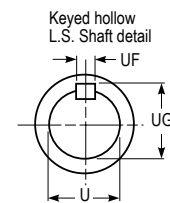
Hollow Low-Speed Shaft With Keeper Plate  
 Sizes 107-187 / Dimensions — Inches



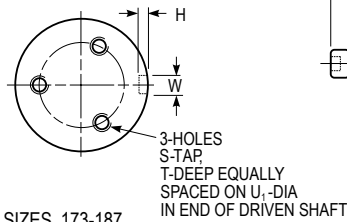
Hollow Low-Speed Shaft Dimensions (in)

Drive Size★	Shaft-Diameters					L3	L4	L5	L6	L7	Gap Between Shaft & Plate
	U*	UF*	UG	D2 +0.009 -0.000	D3						
107	3.7343 H7	0.9843 D10	3.957	4.528	5.118	2.362	4.567	2.598	11.024	13.622	0.197
117	4.3307 H7	1.1024 D10	4.587	5.118	5.906	2.559	4.213	2.047	13.543	15.591	0.197
127	4.7244 H7	1.2598 D10	5.020	5.906	6.693	2.756	4.685	2.362	14.724	17.087	0.197
133, 137	5.3150 H7	1.4173 D10	5.654	6.496	7.087	3.543	4.685	2.047	16.181	18.228	0.197
143, 147	5.9055 H7	1.4173 D10	6.244	7.283	7.874	3.543	4.803	2.835	15.827	18.661	0.197
153, 157	6.6929 H7	1.5748 D10	7.071	8.071	8.661	4.331	6.220	2.677	18.189	20.866	0.197
163, 167	7.2835 H7	1.7717 D10	7.693	8.937	9.449	4.724	7.913	2.598	19.961	22.598	0.197
173, 177	8.6614 H7	1.9685 D10	9.110	9.449	11.024	5.118	6.969	2.953	21.811	24.764	0.197
187	8.6614 H7	1.9685 D10	9.110	9.449	11.024	5.118	6.969	2.953	21.811	24.764	0.197

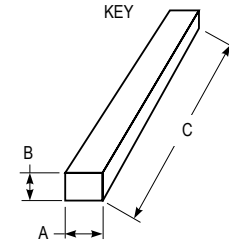
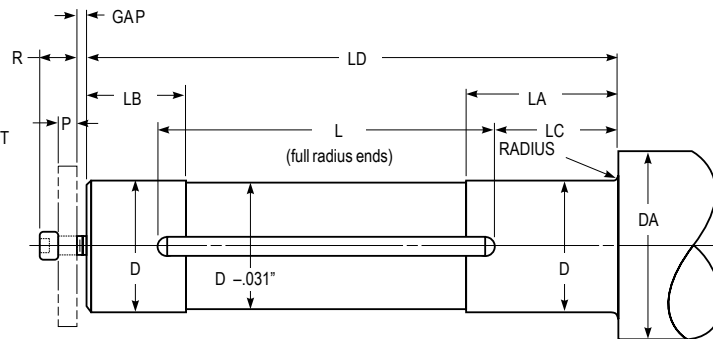
\* See table on page 19 for tolerance.



SIZES 107-167



SIZES 173-187



Driven Shaft Recommended Dimensions (in) ‡

Drive Size★	Shaft		Radius Max	LD	LA	LB	LC	R	S	T	Thrust Plate (Keeper Plate)				Keyway			Key		
	D*	DA Min									Snap Ring (mm)	P +0.000 -0.005	U <sub>1</sub>	Fastener Length	W*	H ■	L	A*	B*	C
107	3.7343 g6	4.724	0.118	10.827	3.150	1.575	0.984	1.870	M24 x 3.0	1.890	115	0.925	...	2.559	0.9843 N9	0.354	8.858	0.9843 h9	0.5512 h11	7.874
117	4.3307 g6	5.512	0.118	13.346	3.346	1.772	1.181	1.870	M24 x 3.0	1.890	130	0.925	...	2.559	1.1024 N9	0.394	10.945	1.1024 h9	0.6299 h11	9.843
127	4.7244 g6	5.906	0.118	14.528	3.543	1.929	1.575	1.870	M24 x 3.0	1.890	150	0.925	...	2.559	1.2598 N9	0.433	11.102	1.2598 h9	0.7087 h11	9.843
133, 137	5.3150 g6	6.496	0.118	15.984	4.213	2.244	1.772	1.870	M24 x 3.0	1.890	165	0.925	...	2.559	1.4173 N9	0.472	12.441	1.4173 h9	0.7874 h11	11.024
143, 147	5.9055 g6	7.480	0.118	15.630	4.016	1.575	0.984	2.106	M30 x 3.5	2.362	185	0.925	...	2.756	1.4173 N9	0.472	14.016	1.4173 h9	0.7874 h11	12.598
153, 157	6.6929 g6	8.268	0.118	17.992	5.118	3.150	1.181	2.067	M30 x 3.5	2.362	205	0.925	...	2.756	1.5748 N9	0.512	15.748	1.5748 h9	0.8661 h11	14.173
163, 167	7.2835 g6	9.055	0.118	19.803	7.402	4.921	1.496	2.067	M30 x 3.5	2.362	227	0.886	...	2.756	1.7717 N9	0.591	17.520	1.7717 h9	0.8661 h11	15.748
173, 177	8.6614 g6	10.433	0.118	21.614	8.661	3.622	1.575	2.657	M30 x 3.5	2.362	240	1.476	3.346	3.543	1.9685 N9	0.669	17.717	1.9685 h9	0.8661 h11	15.748
187	8.6614 g6	10.433	0.118	21.614	8.661	3.622	1.575	2.657	M30 x 3.5	2.362	240	1.476	3.346	3.543	1.9685 N9	0.669	17.717	1.9685 h9	0.8661 h11	15.748

★ Dimensions are for reference only and are subject to change without notice unless certified.

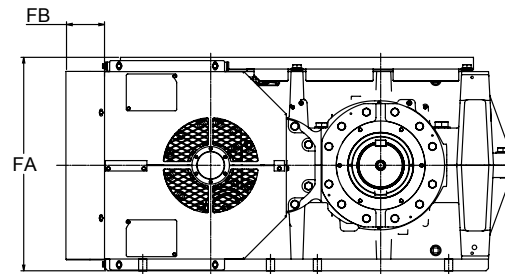
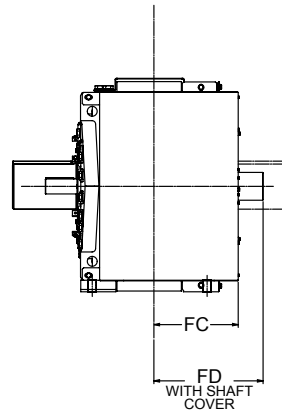
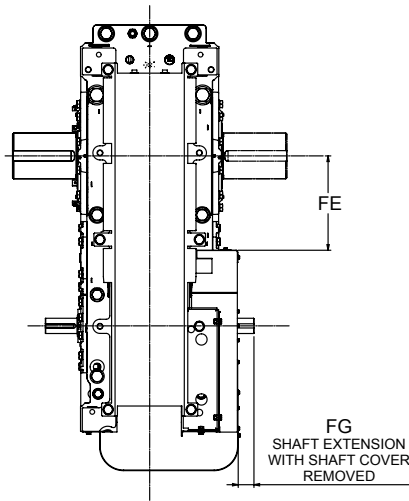
● Rotor clip DHO series or equivalent.

■ Keyway tolerance for Sizes 107 thru 127 +0.008 inch/-0.000 inch, for Sizes 133 thru 187 +0.012 inch/-0.000 inch.

‡ Check strength of driven shaft.

\* See table on page 19 for tolerance.

Shaft-Driven Fan Clearance  
 Sizes 107-187 / Dimensions — Inches



VP2 Shaft-Driven Fan Clearance Dimensions (in)

Drive Size	Ratios	FA	FB	FC	FD	FE	FG ‡
107	5.60 - 28.0	16.69	5.43	8.20	11.09	5.03	2.92
117	5.60 - 28.0	19.26	5.43	9.56	12.09	4.70	2.53
127	5.60 - 28.0	21.39	5.43	10.15	12.84	6.28	2.67
133, 137	5.60 - 28.0	22.39	6.65	11.31	13.49	8.65	2.05
143, 147	5.60 - 28.0	25.14	6.63	11.52	14.83	8.76	3.11
153, 157	5.60 - 28.0	26.90	6.65	12.70	16.02	10.62	3.15
163, 167	5.60-28.0	29.64	6.54	13.66	17.83	12.87	3.85
173, 177	5.00-25.0	35.67	6.61	15.12	19.06	14.49	3.86
187	5.60-28.0	35.67	6.61	15.12	19.06	15.47	3.86

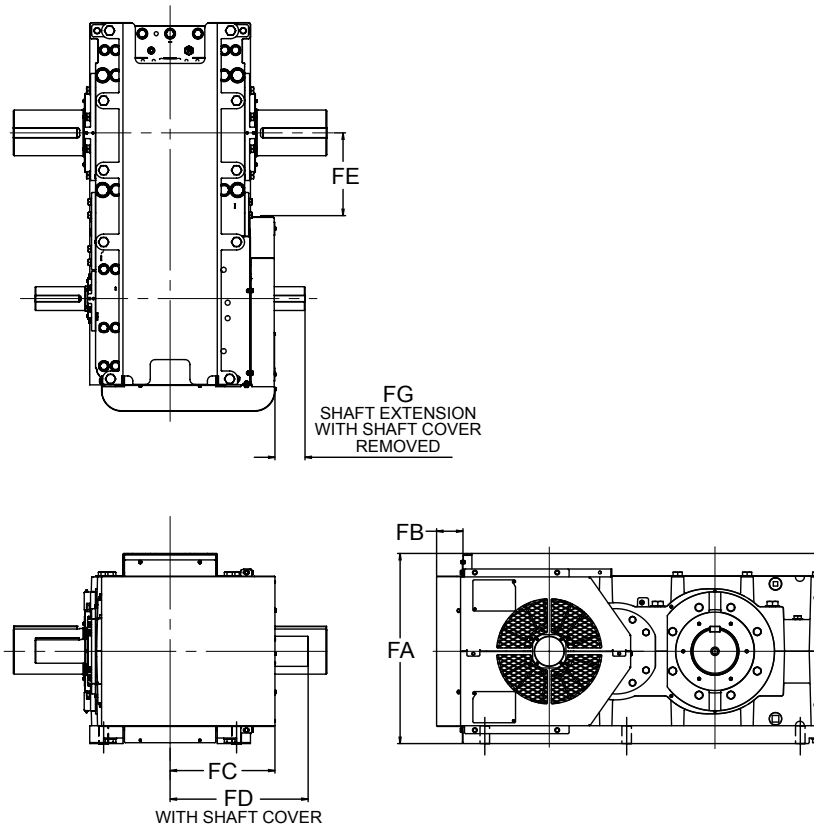
‡ Allows 0.12" clearance from shroud.

VP3 Shaft-Driven Fan Clearance Dimensions (in)

Drive Size	Ratios	FA	FB	FC	FD	FE	FG ‡
107	31.5-160	16.69	5.43	7.94	9.13	5.03	1.21
117	31.5-160	19.26	5.43	8.93	10.12	6.28	1.18
127	31.5-160	21.39	5.39	9.78	11.64	7.66	1.84
133, 137	31.5-160	22.39	6.65	10.85	13.02	8.65	1.34
143, 147	31.5-160	25.14	6.65	11.52	14.83	8.65	1.93
153, 157	31.5-160	26.90	6.65	12.70	16.02	10.62	1.97
163, 167	31.5-160	29.64	6.54	13.07	15.55	16.02	2.13
173, 177	28.0-140	35.67	6.61	15.12	19.06	14.49	2.68
187	31.5-160	35.67	6.61	15.12	19.06	15.47	2.68

‡ Allows 0.12" clearance from shroud.

Shaft-Driven Fan Clearance  
 Sizes 193-227 / Dimensions — Inches



**VP2 Shaft-Driven Fan Clearance Dimensions (in)**

Drive Size	Ratios	FA	FB	FC	FD	FE	FG ‡
<b>193, 197</b>	5.00 - 25.0	34.63	5.23	20.81	27.39	14.85	5.99
<b>203, 207</b>	5.60 - 28.0	34.63	5.23	20.81	27.39	16.42	5.99
<b>213, 217</b>	5.00 - 25.0	40.50	5.70	23.42	30.99	20.16	6.72
<b>223, 227</b>	5.60 - 28.0	40.50	5.70	23.42	30.99	22.13	6.72

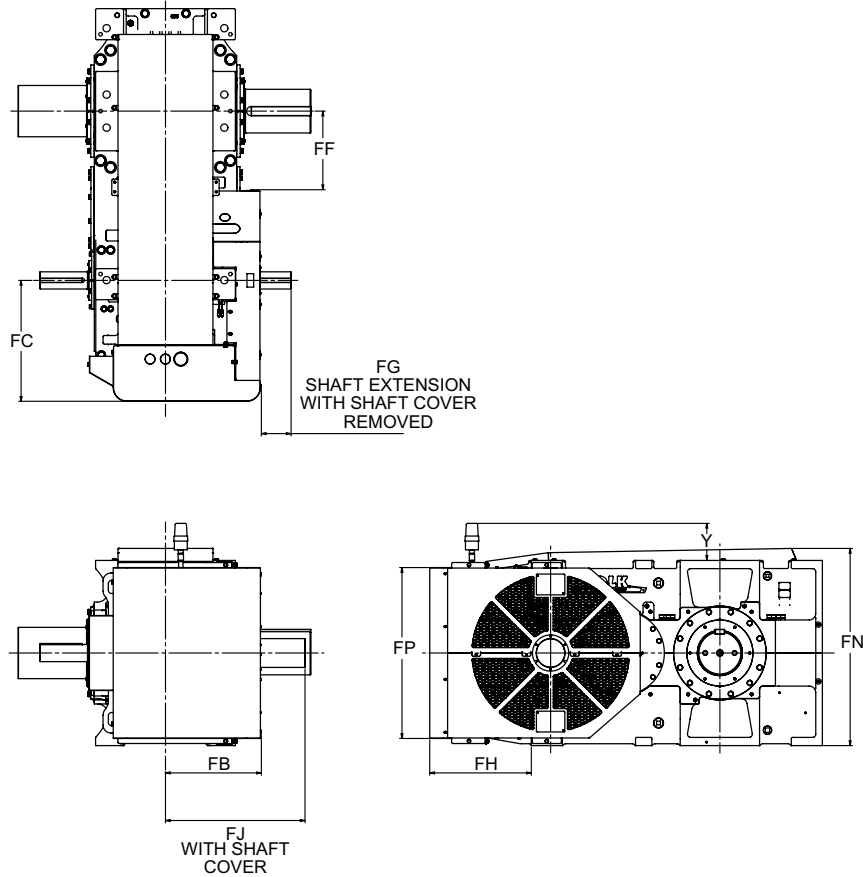
‡ Allows 0.12" clearance from shroud.

**VP3 Shaft-Driven Fan Clearance Dimensions (in)**

Drive Size	Ratios	FA	FB	FC	FD	FE	FG ‡
<b>193, 197</b>	28.0 - 140	34.63	5.99	19.02	25.59	26.16	4.63
<b>203, 207</b>	31.5 - 160	34.63	5.99	19.02	25.59	28.13	4.63
<b>213, 217</b>	28.0 - 140	40.50	6.46	20.79	27.01	30.77	5.81
<b>223, 227</b>	31.5 - 160	40.50	6.46	20.79	27.01	32.74	5.81

‡ Allows 0.12" clearance from shroud.

Shaft-Driven Fan Clearance  
 Sizes 237-277 / Dimensions — Inches



VP2 Shaft-Driven Fan Clearance Dimensions (in)

Drive Size	Ratios	FB	FC	FF	FG ‡	FH	FJ	FN	FP
237	5.6 - 28.0	24.60	35.75	22.61	9.20	30.85	37.60	52.00	45.25
243, 247	5.6 - 28.0	25.69	38.94	26.35	9.53	33.10	38.69	55.23	48.40
253, 257	5.6 - 28.0	28.54	35.99	23.40	8.85	30.24	41.54	58.70	50.88
263, 267	5.6 - 28.0	29.10	43.29	26.87	10.14	36.36	43.67	67.32	56.04
273, 277	5.6 - 28.0	30.44	45.26	32.26	10.52	38.02	44.59	73.38	62.26

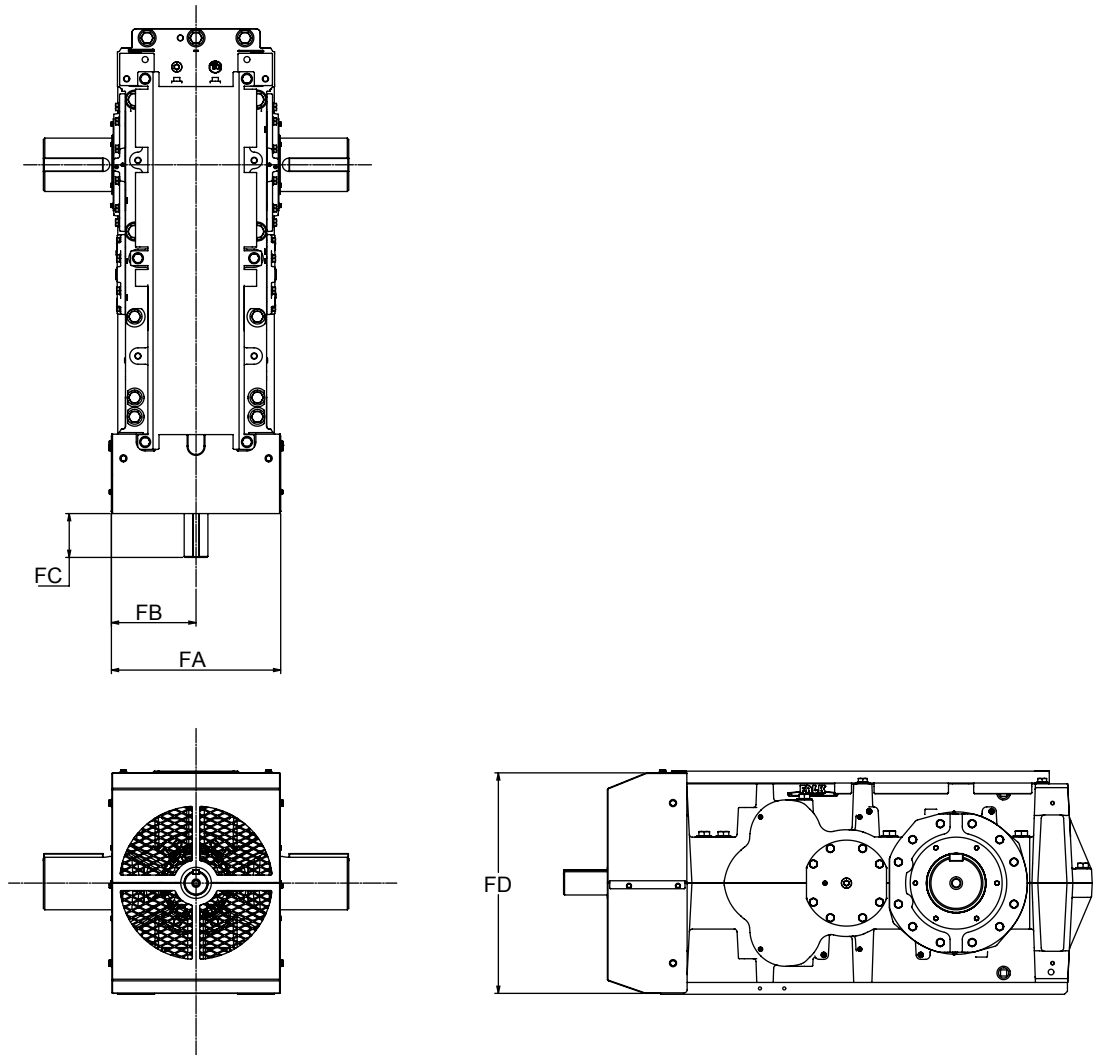
‡ Allows 0.12" clearance from shroud.

VP3 Shaft-Driven Fan Clearance Dimensions (in)

Drive Size	Ratios	FB	FC	FF	FG ‡	FH	FJ	FN	FP
237	31.5 - 160	24.60	25.12	34.04	6.37	30.85	30.91	52.00	45.25
243, 247	31.5 - 160	26.09	26.74	37.58	5.83	34.08	32.39	55.23	48.40
253, 257	31.5 - 160	28.54	29.30	37.97	4.32	38.12	34.85	58.70	50.88
263, 267	31.5 - 160	28.74	33.63	42.12	5.81	42.84	34.25	67.32	56.04
273, 277	31.5 - 160	29.69	33.63	49.63	7.03	43.51	37.98	73.38	62.26

‡ Allows 0.12" clearance from shroud.

Shaft-Driven Fan Clearance  
 Sizes **107-187** / Dimensions — Inches



**VR2 Shaft-Driven Fan Clearance Dimensions (in)**

Drive Size	Ratios	FA	FB	FC‡	FD
<b>107</b>	7.10-12.5	16.69	8.35	2.86	16.96
<b>117</b>	7.10-12.5	18.19	9.09	3.02	18.85
<b>127</b>	7.10-12.5	20.05	10.02	4.29	20.93
<b>133, 137</b>	7.10-12.5	18.19	9.09	4.61	21.93
<b>143, 147</b>	7.10-12.5	20.28	10.14	4.45	24.70
<b>153, 157</b>	7.10-12.5	22.67	11.33	4.45	26.27
<b>163, 167</b>	7.10-12.5	22.32	11.18	5.70	29.29
<b>173, 177</b>	6.30-11.2	29.21	14.61	6.74	35.20
<b>187</b>	7.10-12.5	29.21	14.61	6.74	35.20

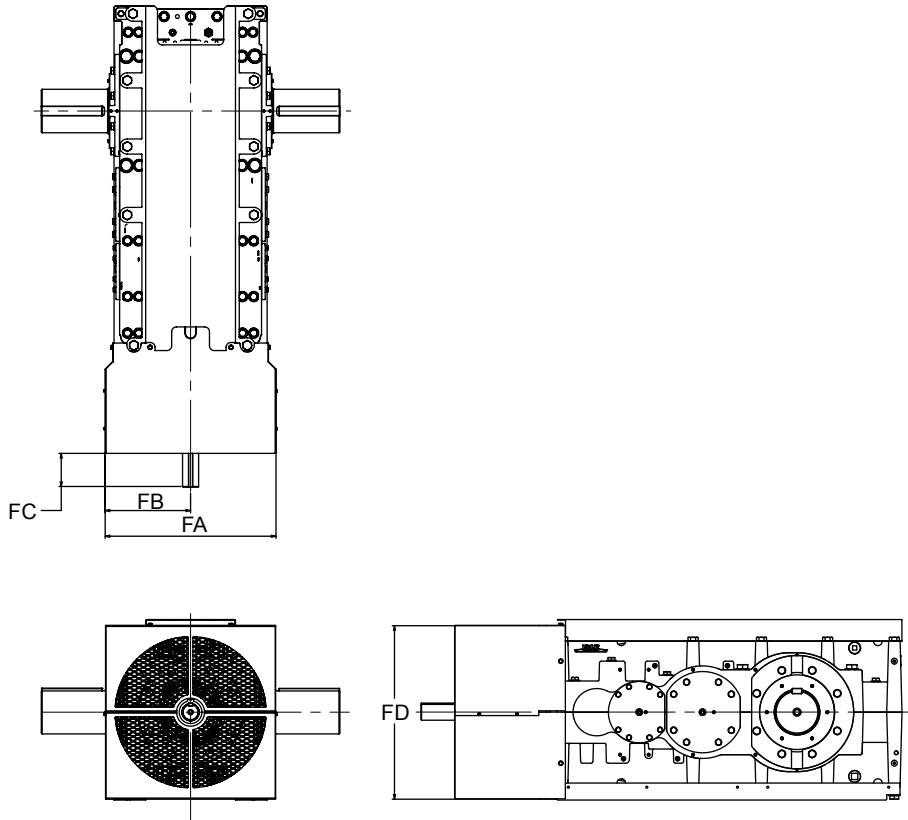
‡ Allows 0.12" clearance from shroud.

**VR3 Shaft-Driven Fan Clearance Dimensions (in)**

Drive Size	Ratios	FA	FB	FC‡	FD
<b>107</b>	14.0-125	16.69	8.35	2.86	16.96
<b>117</b>	14.0-125	18.19	9.09	3.02	18.85
<b>127</b>	14.0-125	20.05	10.02	4.29	20.93
<b>133, 137</b>	14.0-125	18.19	9.09	4.61	21.93
<b>143, 147</b>	14.0-125	20.28	10.14	4.45	24.70
<b>153, 157</b>	14.0-125	22.67	11.33	4.45	26.27
<b>163, 167</b>	14.0-125	22.32	11.18	5.70	29.29
<b>173, 177</b>	12.5-112	29.21	14.61	6.74	35.20
<b>187</b>	14.0-125	29.21	14.61	6.74	35.20

‡ Allows 0.12" clearance from shroud.

Shaft-Driven Fan Clearance  
 Sizes 193-227 / Dimensions — Inches

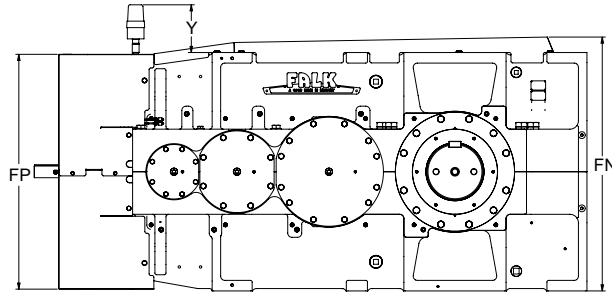
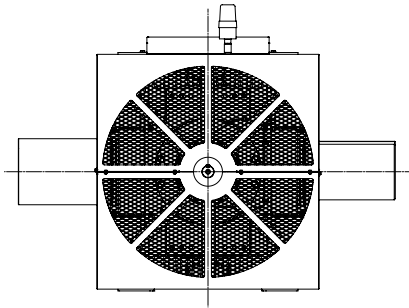
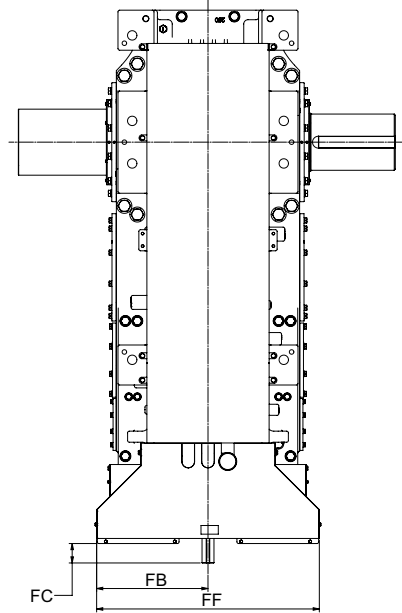


**VR3 Shaft-Driven Fan Clearance Dimensions (in)**

Drive Size	Ratios	FA	FB	FC ‡	FD
193, 197	8.00 - 112	35.43	17.72	6.90	36.22
203, 207	9.00 - 125	35.43	17.72	6.90	36.22
213, 217	8.00 - 112	39.17	19.59	6.77	42.95
223, 227	9.00 - 125	39.17	19.59	6.77	42.95

‡ Allows 0.12" clearance from shroud.

Shaft-Driven Fan Clearance  
 Sizes 237-277 / Dimensions — Inches



VR3 Shaft-Driven Fan Clearance Dimensions (in)

Drive Size	Fan Size	Ratios	FB	FC ‡	FF	FN	FP
237	38"	5.6 - 28.0	20.84	6.81	41.68	52.00	46.11
243, 247	38"	5.6 - 28.0	21.90	8.10	43.80	55.23	49.30
253, 257	38"	5.6 - 28.0	23.08	8.23	46.17	58.70	54.28
	48"		26.07		52.15		
263, 267	38"	5.6 - 28.0	23.91	9.89	47.82	67.32	55.94
	48" & 52"		28.04		56.08		
273, 277	38"	5.6 - 28.0	25.48	9.81	50.97	73.38	62.17
	48" & 52"		28.04		56.08		62.04

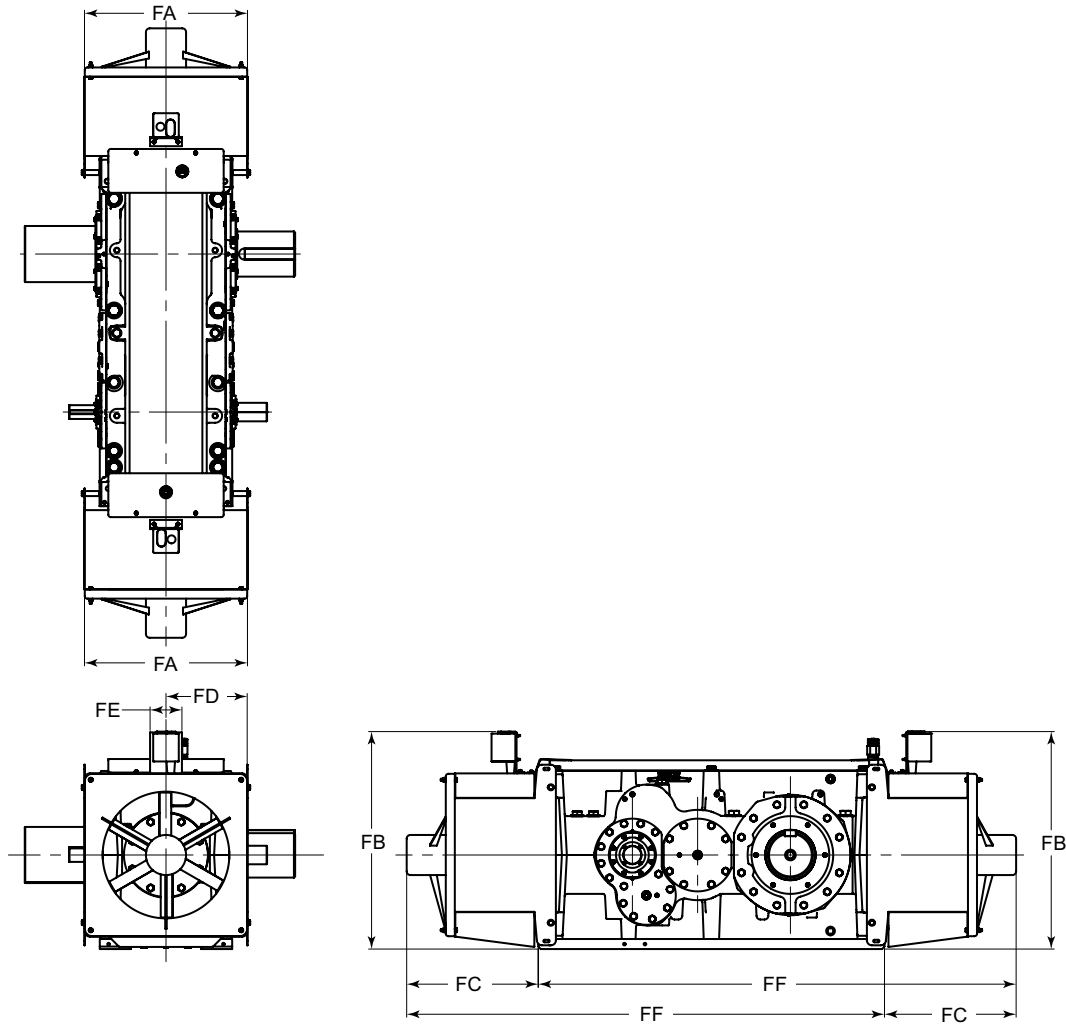
‡ Allows 0.12" clearance from shroud.

VR4 Shaft-Driven Fan Clearance Dimensions (in)

Drive Size	Fan Size	Ratios	FB	FC ‡	FF	FN	FP
237	38"	31.5 - 160	20.84	4.92	41.68	52.00	46.11
243, 247	38"	31.5 - 160	21.90	5.09	43.80	55.23	49.30
253, 257	38"	31.5 - 160	23.08	4.37	46.17	58.70	54.28
	48"		26.07		52.15		
263, 267	38"	31.5 - 160	23.91	5.36	47.82	67.32	55.94
	48" & 52"		28.04		56.08		
273, 277	38"	31.5 - 160	25.48	5.86	50.97	73.38	62.12
	48" & 52"		28.04		56.08		62.04

‡ Allows 0.12" clearance from shroud.

Electric Fan Clearance  
 Sizes 107-187 / Dimensions — Inches



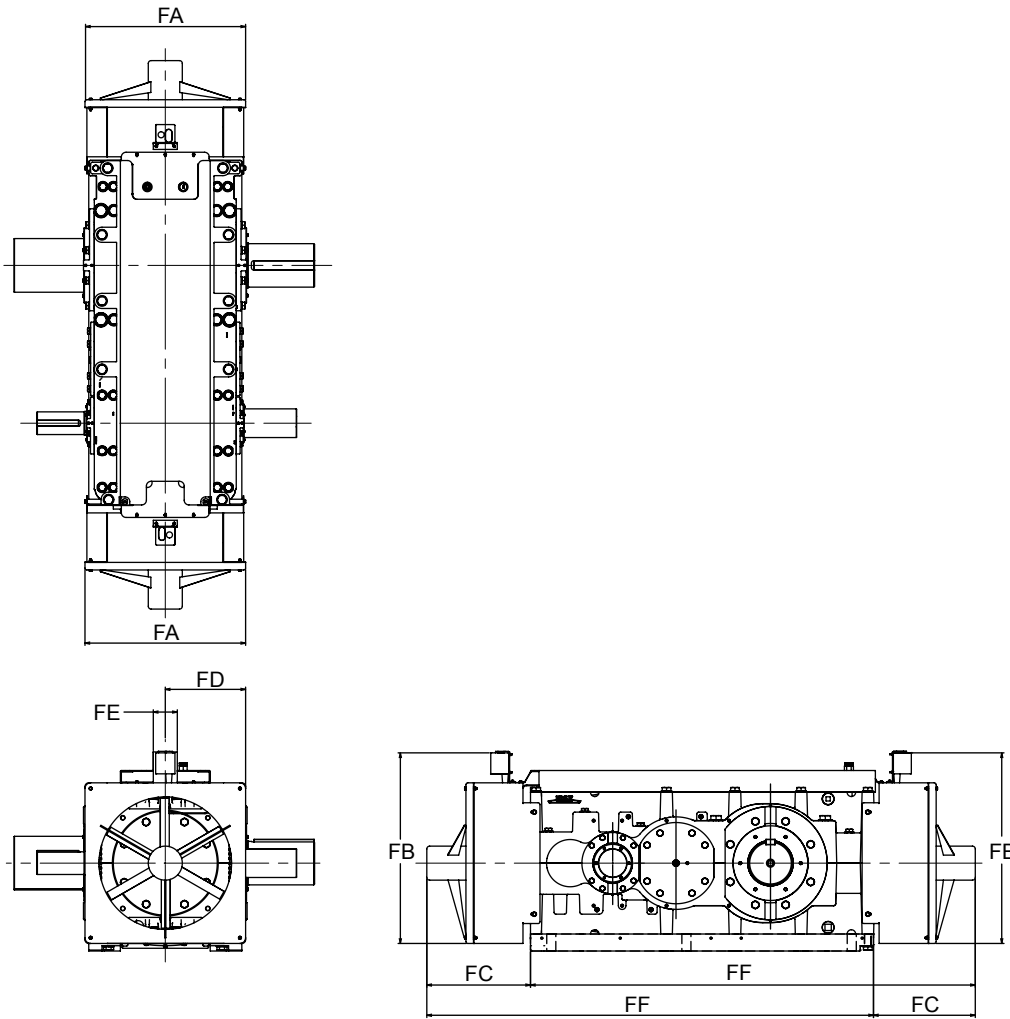
NOTE: ELECTRIC FAN CAN BE MOUNTED ON H.S. END OR L.S. END OF DRIVE

All Reductions and Ratios (in)

Drive Size	FA	FB	FC	FD	FE	FF
<b>107</b>	17.55	24.31	16.73	8.78	5.00	45.24
<b>117</b>	19.52	25.45	17.20	9.76	5.00	49.01
<b>127</b>	19.52	26.63	18.02	9.76	5.00	53.37
<b>133, 137</b>	21.50	28.21	18.69	10.75	5.00	57.06
<b>143, 147</b>	21.50	29.59	19.69	10.75	5.00	62.07
<b>153, 157</b>	23.46	31.38	21.00	11.73	5.00	68.09
<b>163, 167</b>	25.63	34.13	20.67	12.83	5.00	75.00
<b>173, 177</b>	28.58	40.16	24.69	14.29	5.00	88.98
<b>187</b>	28.58	40.16	24.69	14.29	5.00	88.98

Electric Fan Clearance

Sizes **193-227** / Dimensions — Inches

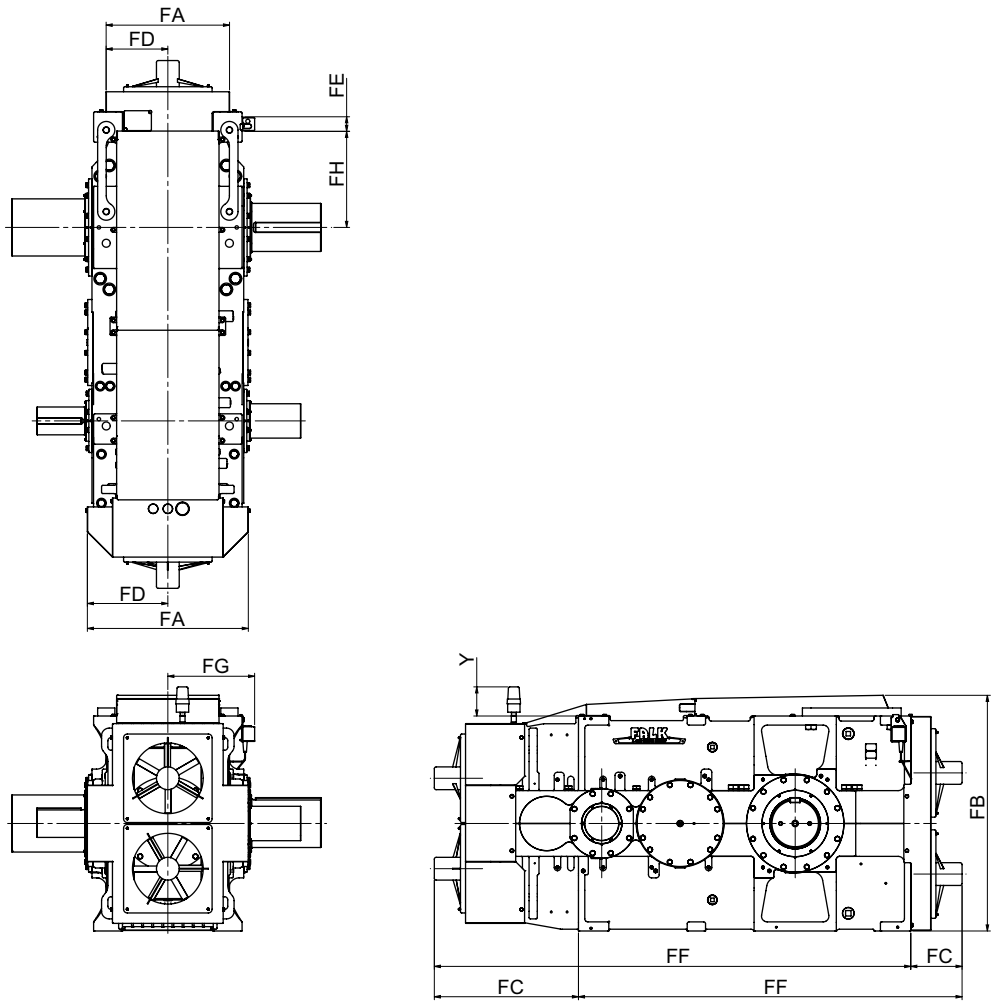


NOTE: ELECTRIC FAN CAN BE MOUNTED ON H.S. END OR L.S. END OF DRIVE

**All Reductions and Ratios (in)**

Drive Size	FA	FB	FC	FD	FE	FF
<b>193, 197</b>	33.46	41.48	21.20	16.73	5.00	93.05
<b>203, 207</b>	33.46	41.48	21.20	16.73	5.00	93.05
<b>213, 217</b>	33.46	46.40	20.93	16.73	5.00	105.14
<b>223, 227</b>	33.46	46.40	20.93	16.73	5.00	105.14

Electric Fan Clearance  
 Sizes 237-277 / Dimensions — Inches

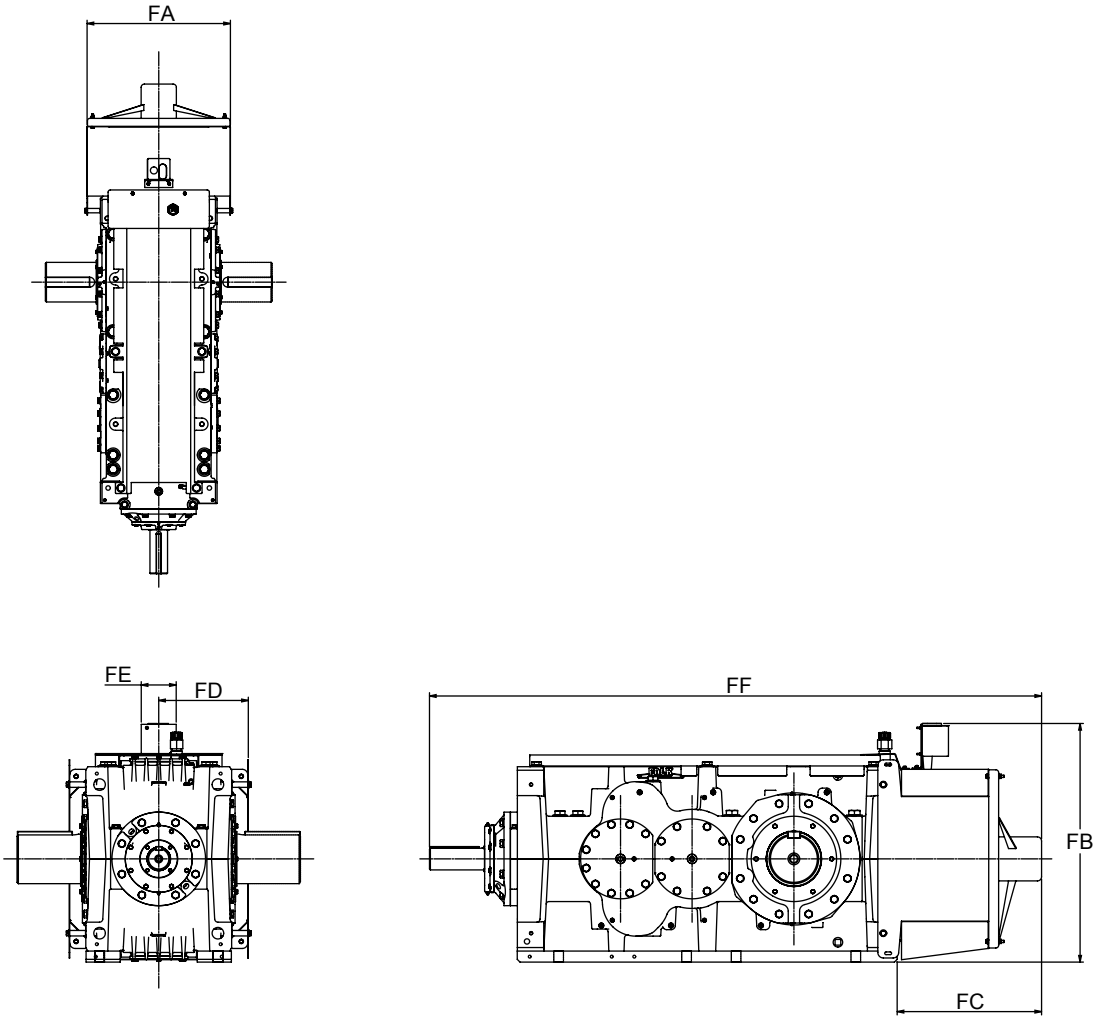


NOTE: ELECTRIC FAN CAN BE MOUNTED ON H.S. END OR L.S. END OF DRIVE

All Reductions and Ratios (in)

Drive Size	FAN ON LOW SPEED END					FAN ON HIGH SPEED END					FB	FE	FG	FH
	FA	FC	FD	FF	Y	FA	FC	FD	FF	Y				
<b>237</b>	33.93	22.47	16.96	97.14	4.76	40.82	37.17	20.41	111.83	10.26	52.00	4.53	21.56	20.94
<b>243, 247</b>	35.35	21.68	17.67	103.08	4.13	42.94	41.53	21.47	122.92	9.63	55.23	4.53	23.66	22.24
<b>253, 257</b>	31.57	20.31	15.78	106.96	3.53	42.98	41.57	21.49	128.22	11.03	58.69	4.53	21.46	30.51
<b>263, 267</b>	35.74	15.98	17.87	110.86	2.63	46.80	43.62	23.40	138.50	10.13	67.32	4.53	25.69	26.97
<b>273, 277</b>	38.42	15.98	19.21	119.44	1.57	50.11	44.88	25.06	148.34	9.07	73.38	4.53	27.03	29.33

Electric Fan Clearance / All Reductions  
 Sizes 107-187 / Dimensions — Inches



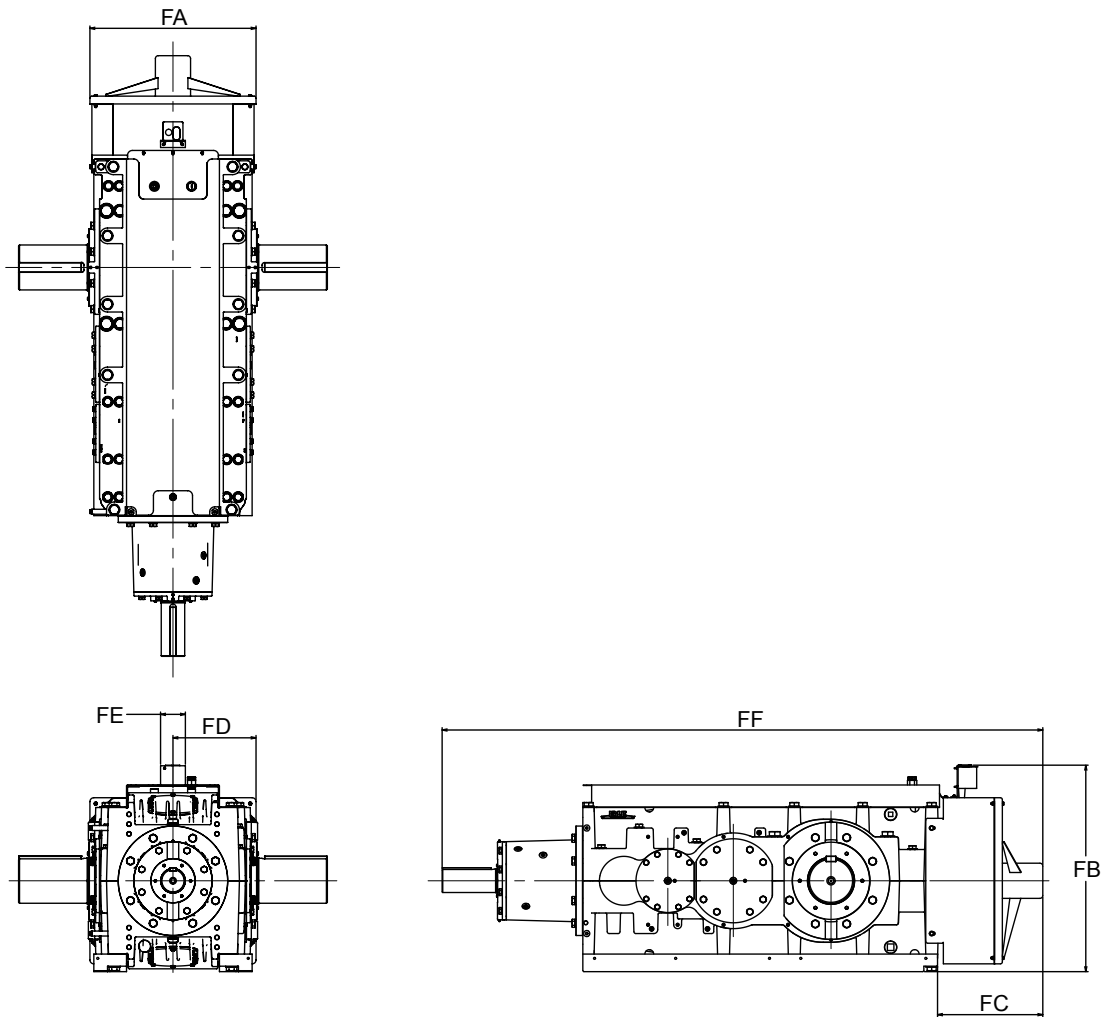
VR2 All Reductions and Ratios (in)

Drive Size	FA	FB	FC	FD	FE	FF
107	17.55	24.31	16.73	8.78	5.00	55.16
117	19.52	25.45	17.20	9.76	5.00	59.51
127	19.52	26.63	18.02	9.76	5.00	64.22
133, 137	21.50	28.21	18.69	10.75	5.00	72.24
143, 147	21.50	29.59	19.69	10.75	5.00	76.41
153, 157	23.46	31.38	21.00	11.73	5.00	81.64
163, 167	25.63	34.13	20.67	12.83	5.00	87.58
173, 177	28.58	40.16	24.69	14.29	5.00	103.82
187	28.58	40.16	24.69	14.29	5.00	103.82

VR3 All Reductions and Ratios (in)

Drive Size	FA	FB	FC	FD	FE	FF
107	17.55	24.31	16.73	8.78	5.00	55.16
117	19.52	25.45	17.20	9.76	5.00	59.51
127	19.52	26.63	18.02	9.76	5.00	64.22
133, 137	21.50	28.21	18.69	10.75	5.00	72.24
143, 147	21.50	29.59	19.69	10.75	5.00	76.41
153, 157	23.46	31.38	21.00	11.73	5.00	81.64
163, 167	25.63	34.13	20.67	12.83	5.00	87.58
173, 177	28.58	40.16	24.69	14.29	5.00	103.82
187	28.58	40.16	24.69	14.29	5.00	103.82

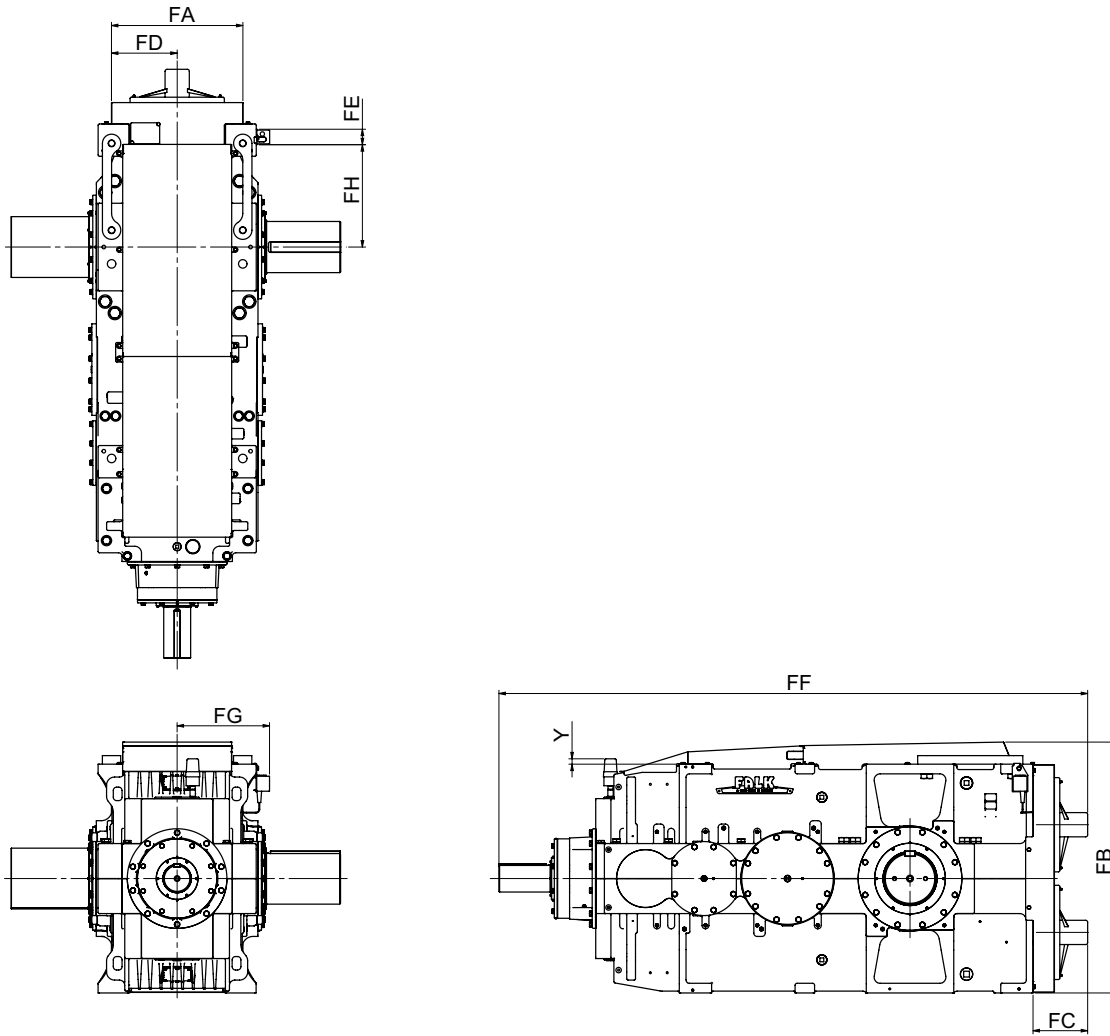
Electric Fan Clearance / All Reductions  
 Sizes 193-227 / Dimensions — Inches



All Reductions and Ratios (in)

Drive Size	FA	FB	FC	FD	FE	FF
<b>193, 197</b>	33.46	41.48	21.20	16.73	5.00	121.00
<b>203, 207</b>	33.46	41.48	21.20	16.73	5.00	121.00
<b>213, 217</b>	33.46	46.40	20.93	16.73	5.00	130.06
<b>223, 227</b>	33.46	46.40	20.93	16.73	5.00	130.06

Electric Fan Clearance / All Reductions  
 Sizes 237-277 / Dimensions — Inches



**VR3 & VR4 All Reductions and Ratios (in)**

Drive Size	FA	FB	FC	FD	FE	FF		FG	FH
						VR3	VR4		
237	33.93	52.00	22.47	16.96	4.53	142.12	134.41	21.56	20.94
243, 247	35.35	55.23	21.68	17.67	4.53	148.46	143.15	23.66	22.24
253, 257	31.57	58.69	20.31	15.78	4.53	151.96	148.11	21.46	30.51
263, 267	35.74	67.32	15.98	17.87	4.53	160.19	155.67	25.69	26.97
273, 277	38.42	73.38	15.98	19.21	4.53	172.20	166.06	27.03	29.33

Pump and Cooler Selections, Oil-to-Air Coolers, Reducer Mounted

400PA ‡ / 600PA Selections

Input rpm	Nom Ratio	Reducer Size														
		107	117	127	133, 137	143, 147	153, 157	163, 167	173, 177	187	193, 197	203, 207	213, 217	223, 227		
1750	1.25	400PA	400PA	405PA	410PA	Cooler Not Available	410PA	Cooler Not Available	630PA	630PA	640PA	Cooler Not Available	Cooler Not Available	Cooler Not Available		
	1.40					410PA		420PA				630PA	640PA	640PA	450PA	450BPA
	1.60															
	1.80															
	2.00															
	2.24															
	2.50															
	2.80															
	3.15															
	3.55															
	4.00															
4.50	400PA	610PA	610PA	620PA	630PA		640PA		640PA							
5.00																
1430	1.25	400PA	400PA	405PA	410PA	410PA	420PA	630PA	630PA	640PA	640PA	640PA	640PA	450PA		
	1.40															
	1.60															
	1.80															
	2.00															
	2.24															
	2.50			405PA												
	2.80			400PA												
	3.15															
	3.55															
	4.00															
4.50	610PA															
5.00	605PA	405PA	610PA	620PA	630PA	640PA										
1170	1.25	400PA	400PA	400PA	405PA	410PA	610PA	620PA	630PA	640PA	640PA	640PA	640PA	450PA		
	1.40															
	1.60															
	1.80															
	2.00															
	2.24															
	2.50															
	2.80															
	3.15															
	3.55															
	4.00														610PA	
4.50	605PA	405PA	610PA	620PA	630PA	640PA										
5.00																

Minimum mechanical service factor = 1.25  
 Maximum ambient temperature = 110°F  
 Maximum altitude = 10,000 ft above sea level  
 For input speeds below 1170 rpm, use 1170 rpm selection  
 See pages 272-273 for 600PA Pump and Cooler Clearance dimensions  
 ‡ Consult factory for 400PA mounting options

Pump and Cooler Selections, Oil-to-Air Coolers, Reducer Mounted

400PA<sup>‡</sup> / 600PA Selections

Input rpm	Nominal Ratio	Reducer Size												
		107	117	127	133, 137	143, 147	153, 157	163, 167	173, 177	187	193, 197	203, 207	213, 217	223, 227
1750	5.00												450BPA	
	5.60	400PA	400PA	605PA	605PA	605PA	610PA	620PA	630PA	630PA	640PA	640PA	640PA	450BPA
	6.30													
	7.10													
	8.00													
	9.00													
	10.0													
	11.2													
	12.5													
	14.0													
	16.0													
	18.0													
	20.0													
	22.4													
	25.0													
28.0														
1430	5.00												440PA	
	5.60	400PA	400PA	605PA	605PA	605PA	610PA	620PA	620PA	620PA	630PA	630PA	640PA	450PA
	6.30													
	7.10													
	8.00													
	9.00													
	10.0													
	11.2													
	12.5													
	14.0													
	16.0													
	18.0													
	20.0													
	22.4													
	25.0													
28.0														
1170	5.00													
	5.60	400PA	400PA	605PA	605PA	605PA	610PA	620PA	620PA	620PA	630PA	630PA	640PA	640PA
	6.30													
	7.10													
	8.00													
	9.00													
	10.0													
	11.2													
	12.5													
	14.0													
	16.0													
	18.0													
	20.0													
	22.4													
	25.0													
28.0														

Not applicable.

Minimum mechanical service factor = 1.25  
 Maximum ambient temperature = 110°F  
 Maximum altitude = 10,000 ft above sea level  
 For input speeds below 1170 rpm, use 1170 rpm selection  
 See pages 292-293 for 600PA Pump and Cooler Clearance dimensions  
<sup>‡</sup> Consult factory for 400PA mounting options

Pump and Cooler Selections, Oil-to-Air Coolers, Reducer Mounted

400PA / 600PA Selections

Input rpm	Nominal Ratio	Reducer Size				
		237	243, 247	253, 257	263, 267	273, 277
1750	5.60					
	6.30					
	7.10					
	8.00					
	9.00					
	10.0					
	11.2	*				
	12.5					
	14.0		*	*		
	16.0					
	18.0					
	20.0					
	22.4					
	25.0	630			*	*
28.0						
1430	5.60					
	6.30	450B				
	7.10					
	8.00					
	9.00	640				
	10.0					
	11.2		*	*		
	12.5					
	14.0	630			*	*
	16.0					
	18.0					
	20.0					
	22.4					
	25.0	620	620	630		
28.0						
1170	5.60		450B	450B		
	6.30					
	7.10		450			
	8.00	640			450B	
	9.00		640	640		
	10.0				4350	
	11.2					*
	12.5					
	14.0	630	630	630	640	
	16.0					
	18.0					
	20.0					
	22.4	620	620		630	
	25.0			620		630
28.0						

Input rpm	Nominal Ratio	Reducer Size				
		237	243, 247	253, 257	263, 267	273, 277
970	5.60				*	
	6.30	640	640			
	7.10				450B	
	8.00			640		450B
	9.00					450
	10.0	630	630		640	
	11.2					
	12.5					
	14.0			630		640
	16.0					
	18.0	620				
	20.0		620		630	
	22.4					
	25.0	*			620	630
	28.0				620	

Not applicable.

\* Consult factory or check other cooling options.

Minimum mechanical service factor = 1.25  
 Maximum ambient temperature = 110°F  
 Maximum Oil Temperature = 180°F  
 Maximum altitude = 10,000 ft above sea level  
 For input speeds below 970 rpm, use 970 rpm selection  
 See pages 294-295 for Pump and Cooler Clearance dimensions

Pump and Cooler Selections, Oil-to-Air Coolers, Reducer Mounted

400PA† / 600PA Selections

Input rpm	Nominal Ratio	Reducer Size													
		107	117	127	133, 137	143, 147	153, 157	163, 167	173, 177	187	193, 197	203, 207	213, 217	223, 227	
1750	28.0														
	31.5														
	35.5														
	40.0												630PA		
	45.0		400PA											630PA	
	50.0														
	56.0														
	63.0														
	71.0	400PA		605PA	605PA	605PA	605PA	605PA	610PA	610PA	610PA	620PA	620PA		
	80.0														
	90.0														
	100		605PA										620PA		
	112														
	125														
	140														
160															
1430	28.0														
	31.5														
	35.5														
	40.0												630PA		
	45.0													630PA	
	50.0														
	56.0														
	63.0														
	71.0	400PA	605PA	605PA	605PA	605PA	605PA	605PA	610PA	610PA	610PA	620PA	620PA		
	80.0														
	90.0														
	100														
	112														
	125														
	140														
160															
1170	28.0														
	31.5														
	35.5														
	40.0													630PA	
	45.0														
	50.0														
	56.0														
	63.0														
	71.0	400PA	605PA	605PA	605PA	605PA	605PA	605PA	610PA	610PA	610PA	620PA	620PA		
	80.0														
	90.0														
	100														
	112														
	125														
	140														
160															

Not applicable.

Minimum mechanical service factor = 1.25  
 Maximum ambient temperature = 110°F  
 Maximum altitude = 10,000 ft above sea level  
 For input speeds below 1170 rpm, use 1170 rpm selection  
 See pages 292-293 for 600PA Pump and Cooler Clearance dimensions  
 † Consult factory for 400PA mounting options

Pump and Cooler Selections, Oil-to-Air Coolers, Reducer Mounted

400PA / 600PA Selections

Input rpm	Nominal Ratio	Reducer Size				
		237	243, 247	253, 257	263, 267	273, 277
1750	31.5	620	620	620	620	620
	35.5					
	40.0					
	45.0					
	50.0					
	56.0					
	63.0					
	71.0					
	80.0					
	90.0					
	100					
	112					
	125					
	140					
160						
1430	31.5	620	620	620	620	620
	35.5					
	40.0					
	45.0					
	50.0					
	56.0					
	63.0					
	71.0					
	80.0					
	90.0					
	100					
	112					
	125					
	140					
160						
1170	31.5	620	620	620	620	620
	35.5					
	40.0					
	45.0					
	50.0					
	56.0					
	63.0					
	71.0					
	80.0					
	90.0					
	100					
	112					
	125					
	140					
160						

\* Consult factory or check other cooling options.

Minimum mechanical service factor = 1.25

Maximum ambient temperature = 110°F

Maximum Oil Temperature = 180°F

Maximum altitude = 10,000 ft above sea level

For input speeds below 1170 rpm, use 1170 rpm selection

See pages 294-295 for Pump and Cooler Clearance dimensions

Pump and Cooler Selections, Oil-to-Air Coolers, Reducer Mounted

400PA<sup>‡</sup> / 600PA Selections

Input rpm	Nominal Ratio	Reducer Size									
		107	117	127	133, 137	143, 147	153, 157	163, 167	173, 177	187	
1750	6.30										
	7.10	400PA	400PA	605PA	605PA	605PA	610PA	410PA	630PA	630PA	
	8.00					610PA					
	9.00					400PA					
	10.0			605PA							
	11.2										
12.5											
1430	6.30										
	7.10	400PA	400PA	605PA	605PA	605PA	610PA	410PA	630PA	630PA	
	8.00										400PA
	9.00										
	10.0		605PA								
	11.2			610PA							
12.5											
1170	6.30										
	7.10	400PA	400PA	605PA	605PA	605PA	610PA	410PA	630PA	630PA	
	8.00										605PA
	9.00										
	10.0		610PA								
	11.2			620PA							
12.5											

Not applicable.

Minimum mechanical service factor = 1.25

Maximum ambient temperature = 110°F

Maximum altitude = 10,000 ft above sea level

For input speeds below 1170 rpm, use 1170 rpm selection

See pages 292-293 for 600PA Pump and Cooler Clearance dimensions

‡ Consult factory for 400PA mounting options

Pump and Cooler Selections, Oil-to-Air Coolers, Reducer Mounted

400PA<sup>‡</sup> / 600PA Selections

Input rpm	Nominal Ratio	Reducer Size												
		107	117	127	133, 137	143, 147	153, 157	163, 167	173, 177	187	193, 197	203, 207	213, 217	223, 227
1750	8.00													
	9.00													
	10.0													
	11.2													
	12.5													
	14.0													
	16.0													
	18.0													
	20.0													
	22.4													
	25.0													
	28.0													
	31.5													
	35.5													
	40.0													
	45.0													
	50.0													
	56.0													
	63.0													
	71.0													
80.0														
90.0														
100														
112														
125														
1430	8.00													
	9.00													
	10.0													
	11.2													
	12.5													
	14.0													
	16.0													
	18.0													
	20.0													
	22.4													
	25.0													
	28.0													
	31.5													
	35.5													
	40.0													
	45.0													
	50.0													
	56.0													
	63.0													
	71.0													
80.0														
90.0														
100														
112														
125														

Not applicable.

Minimum mechanical service factor = 1.25  
 Maximum ambient temperature = 110°F  
 Maximum altitude = 10,000 ft above sea level  
 For input speeds below 1170 rpm, use 1170 rpm selection  
 See pages 292-293 for 600PA Pump and Cooler Clearance dimensions  
<sup>‡</sup> Consult factory for 400PA mounting options  
 \* Consult factory or check other cooling options

Pump and Cooler Selections, Oil-to-Air Coolers, Reducer Mounted

400PA<sup>‡</sup> / 600PA Selections

Input rpm	Nominal Ratio	Reducer Size												
		107	117	127	133, 137	143, 147	153, 157	163, 167	173, 177	187	193, 197	203, 207	213, 217	223, 227
1170	8.00													
	9.00													
	10.0													
	11.2													
	12.5													
	14.0													
	16.0		400PA				610PA	620PA	620PA		630PA		640PA	
	18.0							620PA		620PA				
	20.0													
	22.4													
	25.0													
	28.0													
	31.5													
	35.5													
	40.0													
	45.0	400PA		605PA	605PA	605PA	605PA	610PA	610PA	610PA	620PA		630PA	630PA
	50.0		605PA				605PA	610PA	610PA	610PA	620PA			
	56.0													
	63.0													
71.0														
80.0														
90.0														
100														
112														
125														

Not applicable.

Minimum mechanical service factor = 1.25  
 Maximum ambient temperature = 110°F  
 Maximum altitude = 10,000 ft above sea level  
 For input speeds below 1170 rpm, use 1170 rpm selection  
 See pages 292-293 for 600PA Pump and Cooler Clearance dimensions  
<sup>‡</sup> Consult factory for 400PA mounting options

Pump and Cooler Selections, Oil-to-Air Coolers, Reducer Mounted

400PA / 600PA Selections

Input rpm	Nominal Ratio	Reducer Size				
		237	243, 247	253, 257	263, 267	273, 277
1750	9.00					
	10.0					
	11.2					
	12.5					
	14.0					
	16.0					
	18.0					
	20.0					
	22.4					
	25.0					
	28.0					
	31.5					
	35.5					
	40.0	*	*			
	45.0					
	50.0			*		
	56.0					
	63.0					
71.0						
80.0						
90.0						
100	620	620		*	*	
112						
125						
1430	9.00					
	10.0	450B				
	11.2		*			
	12.5					
	14.0	450				
	16.0					
	18.0		450B			
	20.0					
	22.4		450			
	25.0	640		*		
	28.0		640			
	31.5					
	35.5					
	40.0				*	*
	45.0					
	50.0	630	630			
	56.0					
	63.0					
71.0						
80.0						
90.0						
100	620	620	620	630	630	
112						
125				620		

Input rpm	Nominal Ratio	Reducer Size				
		237	243, 247	253, 257	263, 267	273, 277
1170	9.00					
	10.0		450B	450B		
	11.2					
	12.5				*	
	14.0	640	450	450		
	16.0				460	
	18.0					
	20.0				450B	
	22.4					
	25.0		640	640	450	*
	28.0					
	31.5					
	35.5	630			640	
	40.0					
	45.0		630			
	50.0			630		
	56.0					
	63.0					
71.0						
80.0						
90.0	620	620		630		
100						
112					630	
125						
970	9.00					
	10.0					
	11.2	640				
	12.5					
	14.0		640			
	16.0			640		
	18.0				640	*
	20.0					
	22.4					
	25.0	630				450B
	28.0		630			450
	31.5					
	35.5			630		
	40.0					640
	45.0					
	50.0					
	56.0	620	620		630	
	63.0					
71.0						
80.0						
90.0						
100					630	
112	*	*	*	620		
125						

Not applicable.  
 \* Consult factory or check other cooling options.

Minimum mechanical service factor = 1.25  
 Maximum ambient temperature = 110°F  
 Maximum Oil Temperature = 180°F  
 Maximum altitude = 10,000 ft above sea level  
 For input speeds below 970 rpm, use 970 rpm selection  
 See pages 294-295 for Pump and Cooler Clearance dimensions

Pump and Cooler Selections, Oil-to-Air Coolers, Reducer Mounted  
**400PA / 600PA Selections**

Input rpm	Nominal Ratio	Reducer Size				
		237	243, 247	253, 257	263, 267	273, 277
1750	140				*	
	160		620	620		*
	180					
	200				*	
	224					
	250					
	280					*
	315	*				
	355		*	*	*	
	400					
	450					
	500					
	560				*	*
	630					
710						
1430	140				620	
	160					620
	180					
	200					
	224					
	250					
	280					
	315	*	*	*		
	355					
	400				*	
	450					*
	500					
	560					
	630					
710						
1170	140				620	
	160					620
	180					
	200					
	224					
	250					
	280					
	315	*	*	*		
	355				*	
	400					*
	450					
	500					
	560					
	630					
710						

Not applicable.

\* Consult factory or check other cooling options.

Minimum mechanical service factor = 1.25

Maximum ambient temperature = 110°F

Maximum Oil Temperature = 180°F

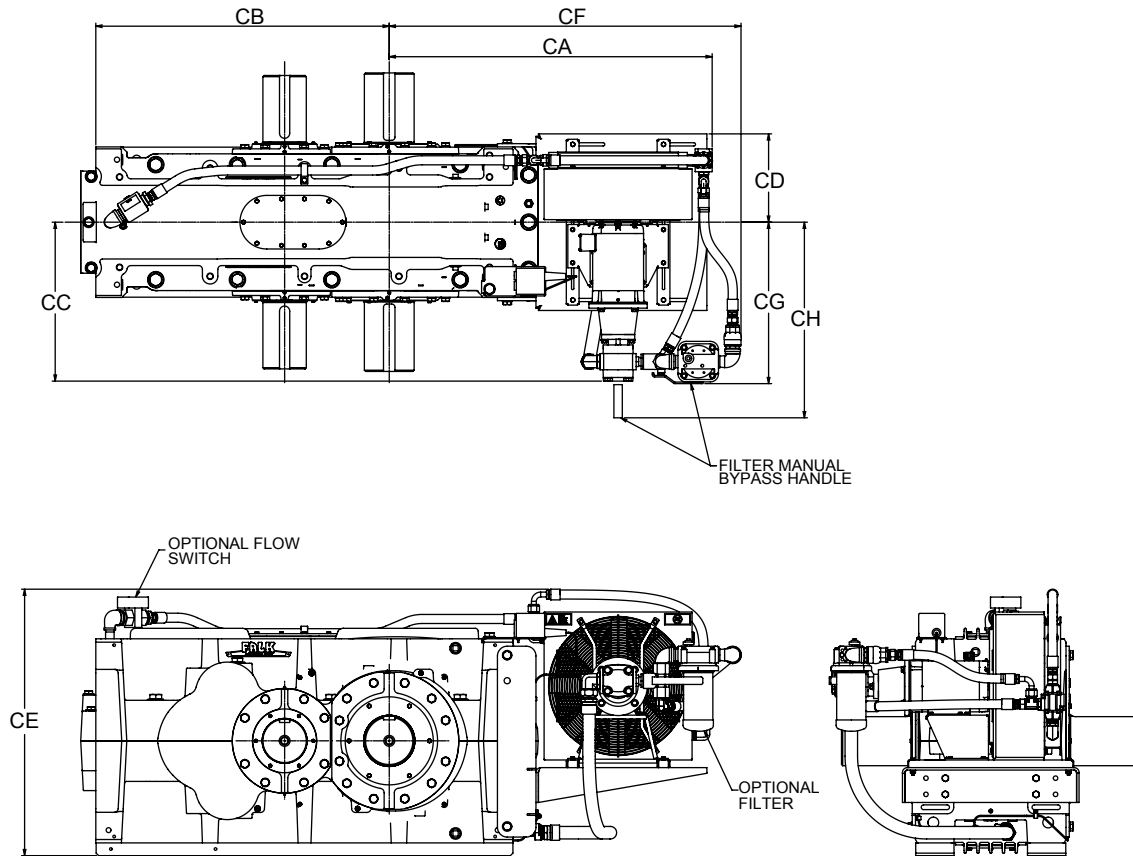
Maximum altitude = 10,000 ft above sea level

For input speeds below 1170 rpm, use 1170 rpm selection

See pages 294-295 for Pump and Cooler Clearance dimensions



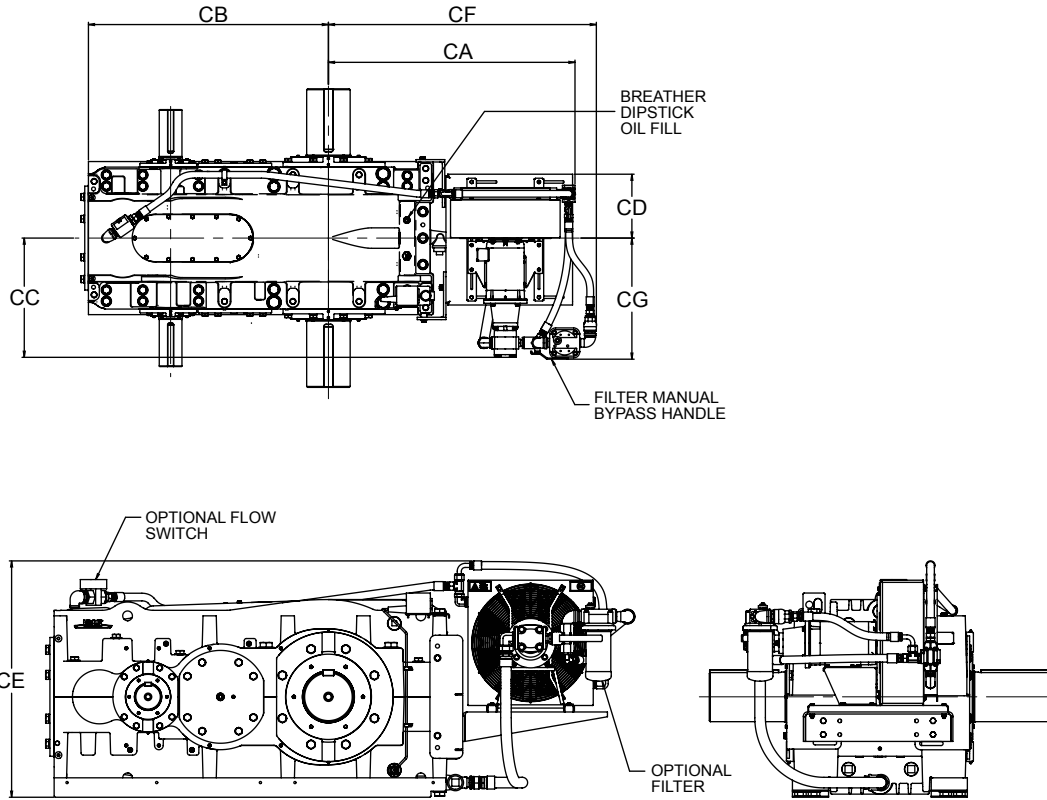
Type PA Pump and Cooler Clearance  
 Sizes 117-187 / Dimensions — Inches  
 (Contact Factory for 400PA)



Dimensions (in)

Drive Size	Pump & Cooler	CA	CB	CC	CD	CE	Optional Filter		
							CF	CG	CH
117	605PA	36.29	22.68	24.27	12.37	31.62	38.94	...	29.59
127	605PA	35.00	25.59	24.00	12.76	32.17	37.65	...	29.20
	610PA	35.15	25.59	25.31	12.38	35.20	36.15	...	30.51
133, 137	605PA	36.02	27.95	24.39	12.37	34.19	38.76	...	29.59
	610PA	36.02	27.95	25.31	12.37	36.63	36.76	...	30.52
	620PA	41.02	27.95	22.14	14.20	39.70	45.99	24.33	...
143, 147	605PA	36.85	31.50	24.39	12.37	33.57	39.58	...	29.59
	610PA	36.85	31.50	25.31	12.37	36.02	37.59	...	30.52
	620PA	41.85	31.50	22.72	13.63	39.08	46.82	24.91	...
	630PA	45.85	31.50	25.48	14.37	45.72	52.65	27.67	...
153, 157	605PA	38.15	35.24	24.39	12.37	32.31	40.88	...	29.59
	610PA	38.15	35.24	24.11	12.37	34.75	38.89	...	30.51
	620PA	43.15	35.24	22.72	13.63	38.63	48.10	24.91	...
	630PA	47.15	35.24	25.48	14.37	45.27	53.94	27.67	...
163, 167	610PA	41.83	39.57	24.43	12.38	37.18	41.65	...	30.51
	620PA	45.44	39.57	24.52	13.63	40.25	49.67	24.91	...
	630PA	50.71	39.57	27.41	14.38	46.89	54.94	27.67	...
173, 177	610PA	46.29	45.28	24.43	12.38	38.07	46.37	...	30.51
	620PA	49.76	45.28	24.52	13.63	41.12	54.28	24.91	...
	630PA	55.10	45.28	27.41	14.38	47.77	59.57	27.67	...
187	610PA	47.28	46.26	24.43	12.38	38.07	47.35	...	30.51
	620PA	48.78	46.26	24.52	13.63	41.12	53.29	24.91	...
	630PA	54.12	46.26	27.41	14.38	47.77	58.59	27.67	...

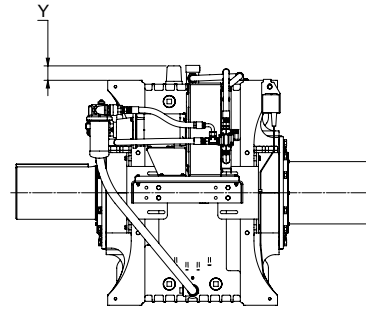
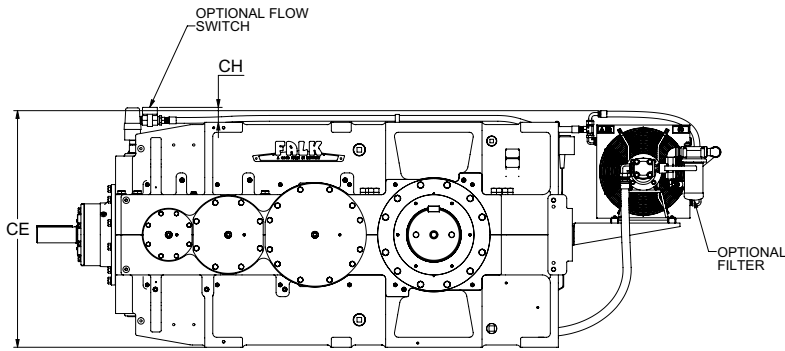
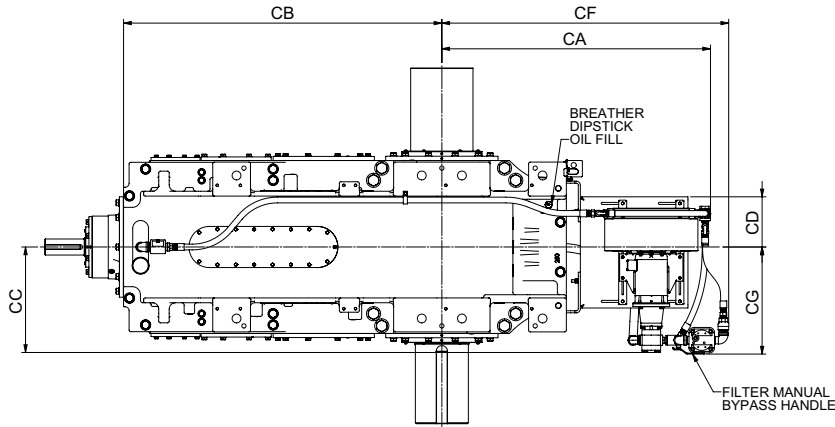
Type PA Pump and Cooler Clearance  
**Sizes 193-227 / Dimensions — Inches**  
 (Contact Factory for 400PA)



**Dimensions (in)**

Drive Size	Pump & Cooler	CA	CB	CC	CD	CE	Optional Filter	
							CF	CG
193, 197	620PA	52.94	48.43	24.84	13.31	43.09	57.39	25.23
	630PA	58.82	48.43	27.42	14.36	52.28	63.23	27.69
	640PA	71.88	48.43	32.68	20.20	65.14	69.77	32.82
203, 207	620PA	51.37	50.00	24.84	13.31	43.09	55.82	25.23
	630PA	57.25	50.00	27.42	14.36	52.28	61.65	27.69
	640PA	70.31	50.00	32.68	20.20	65.14	68.20	32.82
213, 217	620PA	57.09	56.65	24.54	13.61	46.43	61.53	24.93
	630PA	62.96	56.65	27.42	14.36	55.63	67.36	27.69
	640PA	76.02	56.65	32.89	19.98	67.87	73.91	33.04
223, 227	620PA	55.12	58.62	24.54	13.61	46.43	59.56	24.93
	630PA	60.99	58.62	27.42	14.36	55.63	65.39	27.69
	640PA	74.05	58.62	32.89	19.98	67.87	71.94	33.04

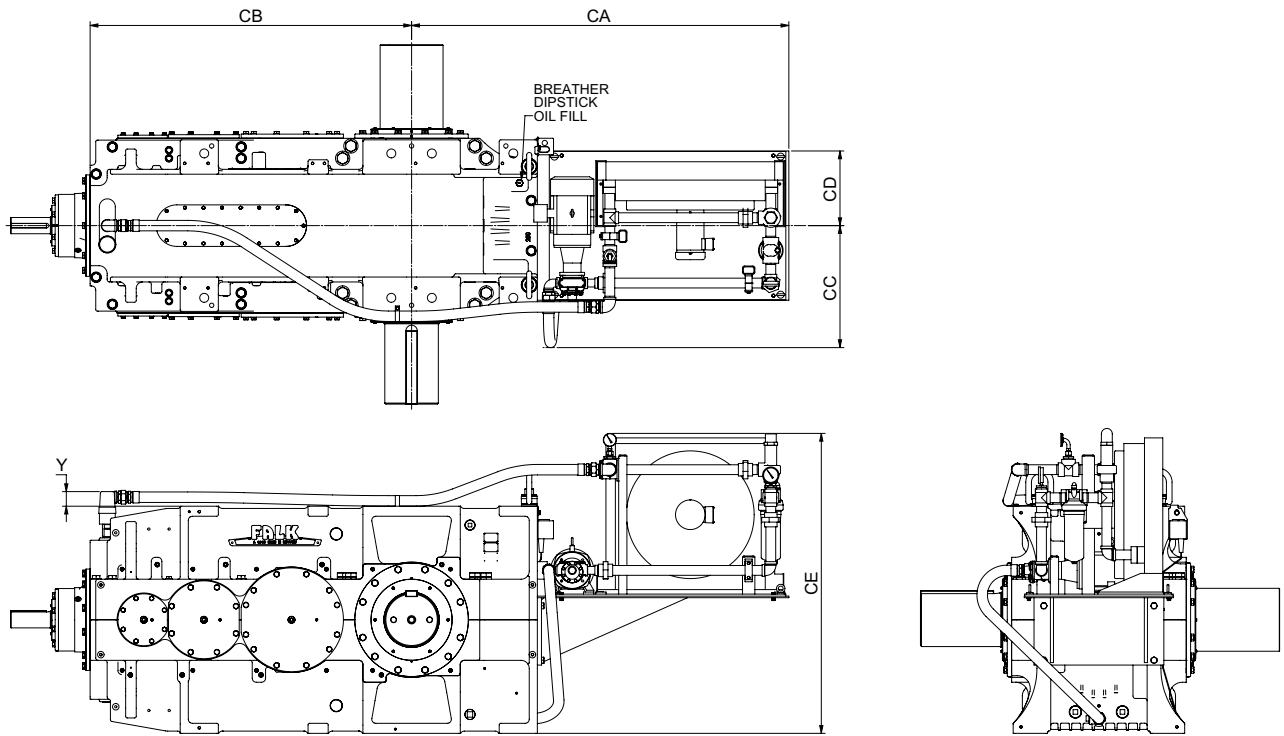
Type PA Pump and Cooler Clearance  
 Sizes 237-277 / Dimensions — Inches



Dimensions (in)

Drive Size	Pump & Cooler	CA	CB	CC	CD	CE	Optional Filter		
							Filter		Flow Switch
							CF	CG	CH
237	620PA	61.39	64.37	25.85	12.30	54.63	65.83	26.24	4.88
	630PA	63.25	64.37	28.09	12.94	59.27	67.65	28.36	4.88
	640PA	80.32	64.37	33.57	19.31	74.07	78.21	33.71	4.77
243, 247	620PA	63.43	73.74	25.37	12.77	56.24	67.94	25.76	4.26
	630PA	65.30	73.74	27.62	13.41	60.89	69.76	27.89	4.26
	640PA	82.37	73.74	33.09	19.78	75.68	80.31	33.24	4.15
253, 257	620PA	65.83	76.63	25.85	12.30	57.97	70.29	26.24	3.66
	630PA	67.70	76.63	28.09	12.94	62.62	72.10	28.36	3.66
	640PA	84.77	76.63	33.57	19.31	77.42	82.66	33.71	3.55
263, 267	620PA	68.75	85.28	26.12	12.03	60.89	73.25	673.30	2.76
	630PA	70.61	85.28	29.00	12.03	65.53	75.07	743.40	2.76
	640PA	87.68	85.28	34.47	18.41	80.33	85.63	897.30	2.65
273, 277	620PA	71.31	91.97	24.52	13.63	63.88	75.81	24.91	1.69
	630PA	73.17	91.97	27.41	13.63	68.52	77.63	27.67	1.69
	640PA	90.24	91.97	32.88	20.00	83.32	88.19	33.02	1.59

Type PA Pump and Cooler Clearance  
 Sizes 237-277 / Dimensions — Inches



Dimensions (in)

Drive Size	Pump & Cooler	CA	CB	CC	CD	CE
237	420PA	59.31	66.42	22.00	29.50	62.20
	430PA	92.56	66.42	18.21	27.50	67.26
	440PA	92.56	66.42	18.21	29.15	75.06
	450BPA	105.06	66.42	21.65	30.15	78.39
	460PA	105.06	66.42	21.65	30.38	78.39
243, 247	420PA	61.36	73.74	22.00	30.91	63.82
	430PA	94.61	73.74	18.21	25.54	68.87
	440PA	94.61	73.74	18.21	27.20	77.50
	450BPA	107.11	73.74	21.65	31.90	80.00
	460PA	107.11	73.74	21.65	32.13	80.00
253, 257	420PA	63.76	78.00	22.00	30.90	62.34
	430PA	97.01	78.00	18.21	27.52	67.40
	440PA	97.01	78.00	18.21	28.20	76.03
	450BPA	109.51	78.00	21.65	30.40	78.52
	460PA	109.51	78.00	21.65	30.63	78.52
263, 267	420PA	78.70	85.28	16.50	25.59	65.25
	430PA	98.39	85.28	18.21	26.74	70.31
	440PA	98.39	85.28	18.21	28.20	78.94
	450BPA	109.21	85.28	21.65	31.90	81.44
	460PA	109.21	85.28	21.65	32.13	81.44
273, 277	420PA	81.26	91.97	16.50	24.41	68.24
	430PA	100.94	91.97	18.25	27.09	93.30
	440PA	100.94	91.97	18.25	27.96	81.93
	450BPA	111.77	91.97	21.65	30.40	84.43
	460PA	111.77	91.97	21.65	30.63	84.43

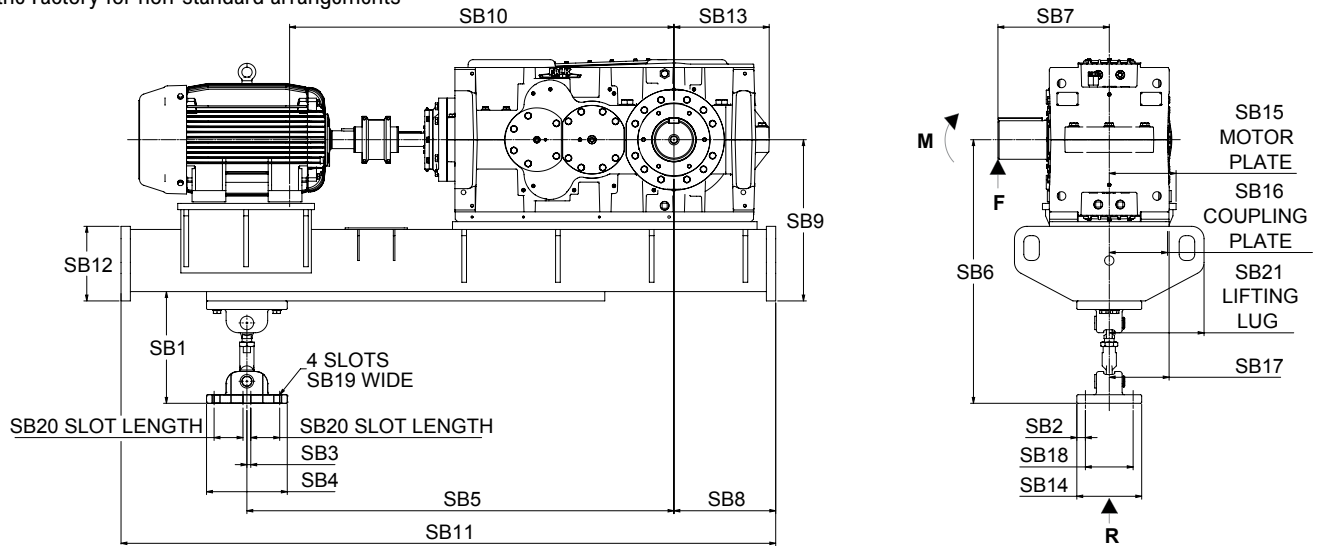
Swing Base and Reaction Loads  
 Sizes **107-187** / Dimensions — Inches

**DRIVE DIMENSIONS - REFER TO PAGES 218 THRU 219, 221 AND 223**

**STANDARD ARRANGEMENTS AVAILABLE TO SUIT:**

VRC Drives (Solid LS Shaft)  
 NEMA or IEC Motors to limits shown below  
 Falk® Steelflex® (T10), Falk Wrapflex® (R10), or Falk Fluid Couplings

Consult the Factory for non-standard arrangements



**Dimensions (in)**

Drive Size	SB1		SB2	SB3	SB4	SB5	SB6		SB7	SB8	SB9	SB10	SB11	SB12	SB13	SB14	SB15	SB16	SB17	SB18	SB19	SB20
	Min	Max					Min	Max														
<b>107</b>	13.86	14.41	1.38	0.63	12.99	57.24	*	*	11.61	14.65	*	*	*	6.00	10.27	10.43	*	*	7.28	7.68	1.10	4.65
<b>117</b>	13.86	14.41	1.38	0.63	12.99	59.72	*	*	13.98	12.17	*	*	*	6.00	11.25	10.43	*	*	7.28	7.68	1.10	4.65
<b>127</b>	16.18	16.73	1.38	0.63	12.99	61.65	*	*	14.69	10.24	*	*	*	6.00	12.02	10.43	*	*	7.28	7.68	1.10	4.65
<b>133, 137</b>	16.77	17.32	1.38	0.63	12.99	66.97	*	*	16.61	18.50	*	*	*	10.00	13.06	10.43	*	*	9.25	7.68	1.10	4.65
<b>143, 147</b>	16.77	17.32	1.38	0.63	12.99	66.18	40.43	40.98	16.93	15.55	23.66	*	*	10.00	13.91	10.43	*	*	9.25	7.68	1.10	4.65
<b>153, 157</b>	17.60	18.50	1.38	0.63	12.99	64.80	42.05	42.95	17.91	12.99	24.45	*	*	10.00	15.32	10.43	*	*	9.25	7.68	1.10	4.65
<b>163, 167</b>	17.60	18.50	1.38	0.63	12.99	77.24	45.86	46.76	20.28	25.43	28.27	*	*	12.00	18.07	10.43	*	*	11.22	7.68	1.10	4.65
<b>173, 177</b>	18.78	19.40	1.38	0.63	12.99	100.00	49.99	50.61	23.03	18.10	31.22	*	*	12.00	22.99	10.43	*	*	11.22	7.68	1.10	4.65
<b>187</b>	18.78	19.40	1.38	0.63	12.99	101.00	49.99	50.61	23.03	17.13	31.22	*	*	12.00	21.99	10.43	*	*	11.22	7.68	1.10	4.65

\* Consult Factory.

**Loads Generated ▲ / Torque Arm Forces, Shaft Forces & Motor Limits**

Drive Size	Torque Arm Force	Loads at Face of Bushing Nut		IEC Motors ‡		NEMA Motors ‡	
		Radial Force	Bending Force	Frame	Weight (kg)	Frame	Weight (lb)
		R (lb)	F (lb)	M (lb-in)			
<b>107</b>	3,600	3,400	39,400	200L-225M	529-728	324T-365T	565-875
<b>117</b>	5,900	4,600	64,400	200L-280M	529-1455	324T-444T	565-1650
<b>127</b>	7,600	6,400	93,200	200L-280M	529-1455	324T-447T	565-2000
<b>133, 137</b>	10,500	8,900	147,300	160M-280M	238-1455	254T-449T	250-2300
<b>143, 147</b>	13,800	11,900	201,200	160L-315L	287-2646	284T-449T	335-2300
<b>153, 157</b>	19,000	16,300	292,500	180M-315L	364-2646	286T-449T	410-2300
<b>163, 167</b>	24,200	20,900	424,900	200M-355L	529-4409	324T-449T	565-2300
<b>173, 177</b>	30,600	22,600	519,400	315S-400L	1830-6614	404T-449T	1100-2300
<b>187</b>	31,600	25,300	583,100	315S-400L	1830-6614	404T-449T	1100-2300

▲ Loads generated are application specific and are provided on certified drawings. They consider conditions of rotation, speed, selection horsepower, and motor weight.

\* Consult Factory.

‡ Refer to the Factory for larger motors or other input speeds.

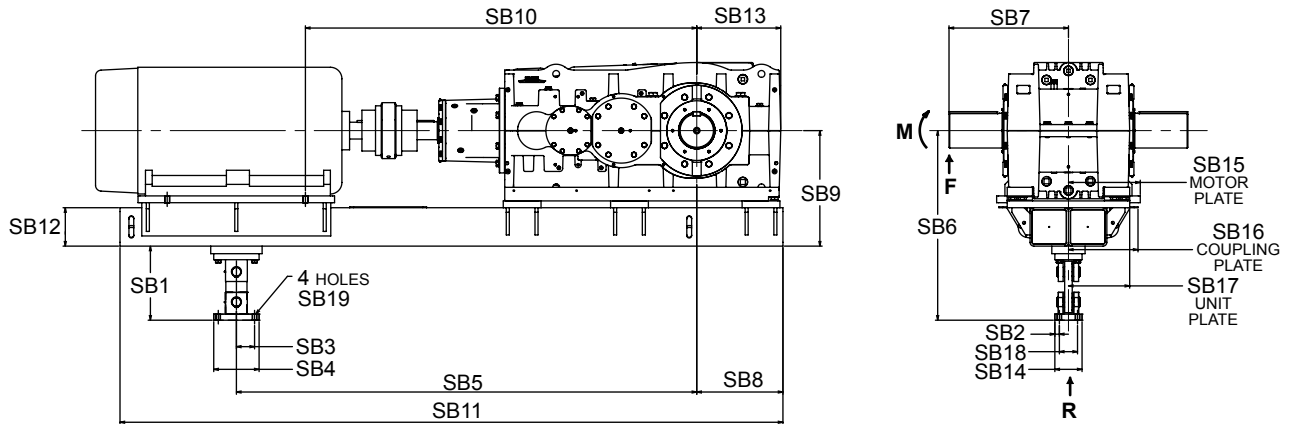
# Swing Base and Reaction Loads Sizes 193-227 / Dimensions — Inches

**DRIVE DIMENSIONS - REFER TO PAGES 218 AND 224**

**STANDARD ARRANGEMENTS AVAILABLE TO SUIT:**

VRC Drives (Solid LS Shaft)  
NEMA or IEC Motors to limits shown below  
Falk® Steelflex® (T10), Falk Wrapflex® (R10), or Falk Fluid Couplings

Consult the Factory for non-standard arrangements



**Dimensions (in)**

Drive Size	SB1	SB2	SB3	SB4	SB5	SB6	SB7	SB8	SB9	SB10	SB11	SB12	SB13	SB14	SB15	SB16	SB17	SB18	SB19
193, 197	19.29	1.18	4.72	11.81	*	49.37	31.10	24.02	30.08	*	*	10.00	23.44	7.09	*	*	18.50	4.72	1.10
203, 207	19.29	1.18	4.72	11.81	*	49.37	31.10	22.44	30.08	*	*	10.00	21.87	7.09	*	*	18.50	4.72	1.10
213, 217	19.29	1.18	4.72	11.81	*	54.92	35.24	27.56	35.63	*	*	12.00	27.55	7.09	*	*	18.50	4.72	1.10
223, 227	19.29	1.18	4.72	11.81	*	54.92	35.24	25.59	35.63	*	*	12.00	25.58	7.09	*	*	18.50	4.72	1.10

\* Consult Factory.

**Loads Generated / Torque Arm Forces, Shaft Forces & Motor Limits**

Drive Size★	Maximum Torque Arm Force †	Maximum Loads at End of Shaft †		Motor Limits at 1750 rpm ‡ Maximum	
		Radial Force	Bending Force	Power (hp)	Weight (lbs)
		R (lb)	M (lb-in)		
193, 197	33,800	28,300	880,300	1750	13,700
203, 207	35,600	30,400	944,000	1750	13,700
213, 217	44,100	36,200	1,280,000	2250	19,700
223, 227	49,600	42,800	1,510,000	2250	19,700

★ The loads generated are based on a combination of the most unfavorable conditions of rotation, speed, selection horsepower, motor weight and a 200% start factor.

† Values for R, F and M are the maximum loads at the position shown during start-up. The loads may NOT be acting in the direction of the arrows. Use the worst case loading condition when designing the driven equipment.

‡ Refer to the Factory for larger motors or other input speeds.

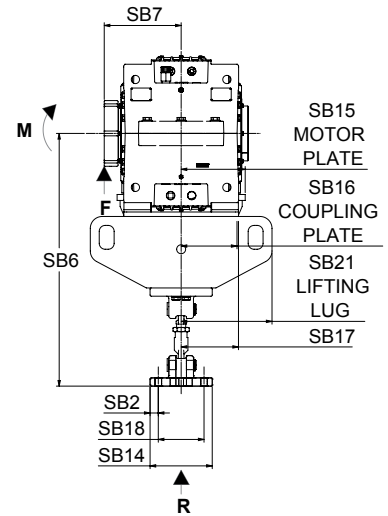
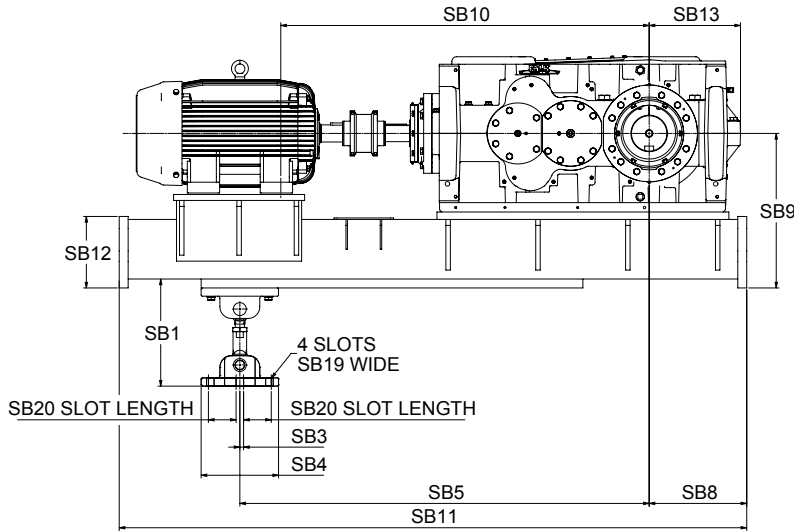
Swing Base and Reaction Loads  
 Sizes 107-187 / Dimensions — Inches

DRIVE DIMENSIONS - REFER TO PAGES 229 THRU 233

STANDARD ARRANGEMENTS AVAILABLE TO SUIT:

VRT Drives (with TA Bushing)  
 NEMA or IEC Motors to limits shown below  
 Falk® Steelflex® (T10), Falk Wrapflex® (R10), or Falk Fluid Couplings

Consult the Factory for non-standard arrangements



Dimensions (in)

Drive Size	SB1		SB2	SB3	SB4	SB5	SB6		SB7	SB8	SB9	SB10	SB11	SB12	SB13	SB14	SB15	SB16	SB17	SB18	SB19	SB20
	Min	Max					Min	Max														
107	13.86	14.41	1.38	0.63	12.99	57.24	*	*	9.53	14.65	*	*	*	6.00	10.27	10.43	*	*	7.28	7.68	1.10	4.65
117	13.86	14.41	1.38	0.63	12.99	59.72	*	*	10.51	12.17	*	*	*	6.00	11.25	10.43	*	*	7.28	7.68	1.10	4.65
127	16.18	16.73	1.38	0.63	12.99	61.65	*	*	10.94	10.24	*	*	*	6.00	12.02	10.43	*	*	7.28	7.68	1.10	4.65
133, 137	16.77	17.32	1.38	0.63	12.99	66.97	*	*	11.93	18.50	*	*	*	10.00	13.06	10.43	*	*	9.25	7.68	1.10	4.65
143, 147	16.77	17.32	1.38	0.63	12.99	66.18	40.43	40.98	11.81	15.55	23.66	*	*	10.00	13.91	10.43	*	*	9.25	7.68	1.10	4.65
153, 157	17.60	18.50	1.38	0.63	12.99	64.80	42.05	42.95	12.91	12.99	24.45	*	*	10.00	15.32	10.43	*	*	9.25	7.68	1.10	4.65
163, 167	17.60	18.50	1.38	0.63	12.99	77.24	45.86	46.76	13.98	25.43	28.26	*	*	12.00	18.07	10.43	*	*	11.22	7.68	1.10	4.65
173, 177	18.78	19.40	1.38	0.63	12.99	100.00	49.99	50.61	13.03	18.10	31.21	*	*	12.00	22.98	10.43	*	*	11.22	7.68	1.10	4.65
187	18.78	19.40	1.38	0.63	12.99	101.00	49.99	50.61	13.03	17.13	31.21	*	*	12.00	21.99	10.43	*	*	11.22	7.68	1.10	4.65

\* Consult Factory.

Loads Generated ▲ / Torque Arm Forces, Shaft Forces & Motor Limits

Drive Size	Torque Arm Force	Loads at Face of Bushing Nut		IEC Motors ‡		NEMA Motors ‡	
		Radial Force	Bending Force	Frame	Weight (lb)	Frame	Weight (lb)
		R (lb)	F (lb)	M (lb-in)			
107	3,600	3,300	31,700	200L-225M	529-728	324T-365T	565-875
117	5,900	4,500	47,600	200L-280M	529-1455	324T-444T	565-1650
127	7,600	6,300	66,000	200L-280M	529-1455	324T-447T	565-2000
133, 137	10,500	8,700	95,100	160M-280M	238-1455	254T-449T	250-2300
143, 147	13,800	11,700	138,300	160L-315L	287-2646	284T-449T	335-2300
153, 157	19,000	16,000	210,700	180M-315L	364-2646	286T-449T	410-2300
163, 167	24,200	20,700	288,800	200M-355L	529-4409	324T-449T	565-2300
173, 177	30,600	21,900	296,000	315S-400L	1830-6614	404T-449T	1100-2300
187	31,600	25,000	326,100	315S-400L	1830-6614	404T-449T	1100-2300

▲ Loads generated are application specific and are provided on certified drawings. They consider conditions of rotation, speed, selection horsepower, and motor weight.

\* Consult Factory.

‡ Refer to the Factory for larger motors or other input speeds.

# Swing Base and Reaction Loads

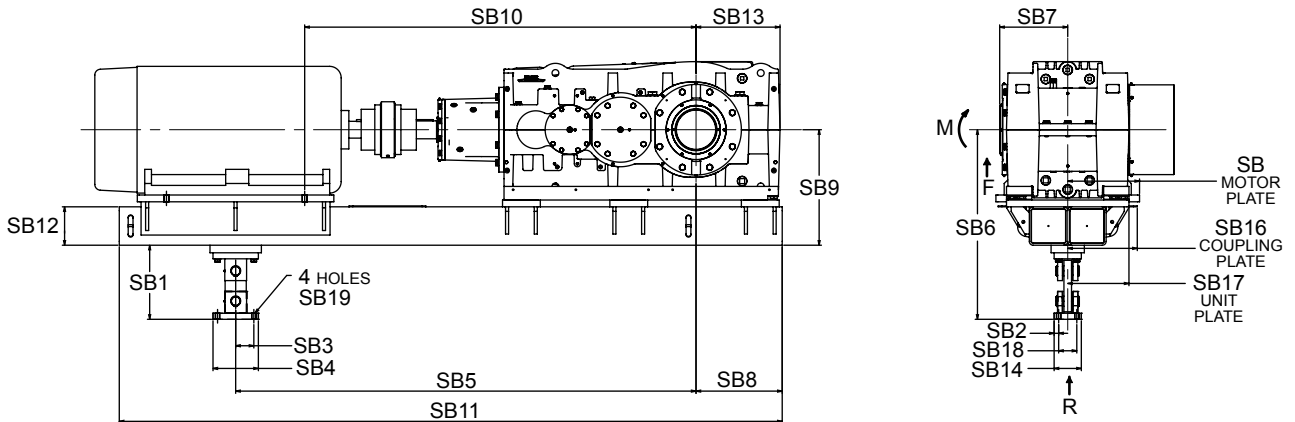
## Sizes 203-207 & 223-227 / Dimensions — Inches

### DRIVE DIMENSIONS - REFER TO PAGES 237 AND 239

#### STANDARD ARRANGEMENTS AVAILABLE TO SUIT:

VRT Drives (with TA Bushing)  
 NEMA or IEC Motors to limits shown below  
 Falk® Steelflex® (T10), Falk Wrapflex® (R10), or Falk Fluid Couplings

Consult the Factory for non-standard arrangements



### Dimensions (in)

Drive Size	SB1	SB2	SB3	SB4	SB5	SB6	SB7	SB8	SB9	SB10	SB11	SB12	SB13	SB14	SB15	SB16	SB17	SB18	SB19
203, 207	19.29	1.18	4.72	11.81	*	49.37	17.72	22.44	30.08	*	*	10.00	21.87	7.09	*	*	18.50	4.72	1.10
223, 227	19.29	1.18	4.72	11.81	*	54.92	19.69	25.59	35.63	*	*	12.00	25.58	7.09	*	*	18.50	4.72	1.10

\* Consult Factory.

### Loads Generated / Torque Arm Forces, Shaft Forces & Motor Limits

Drive Size★	Maximum Torque Arm Force †	Maximum Loads at End of Shaft †		NEMA Motors ‡	
		Radial Force	Bending Force	Power (hp)	Weight (lbs)
		R (lb)	M (lb-in)		
203, 207	35,600	28,800	511,000	1750	13,700
223, 227	49,600	41,000	807,000	2250	19,700

★ The loads generated are based on a combination of the most unfavorable conditions of rotation, speed, selection horsepower, motor weight and a 200% start factor.

† Values for R, F and M are the maximum loads at the position shown during start-up. The loads may NOT be acting in the direction of the arrows. Use the worst case loading condition when designing the driven equipment.

‡ Refer to the factory for larger motors or other input speeds.

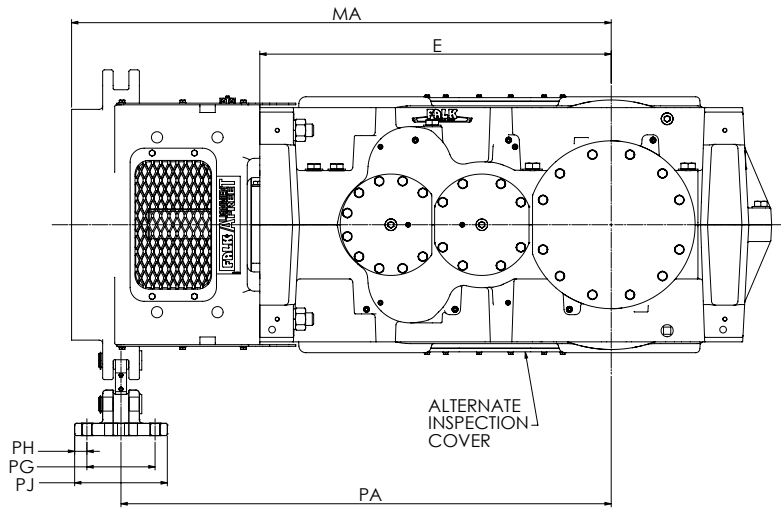
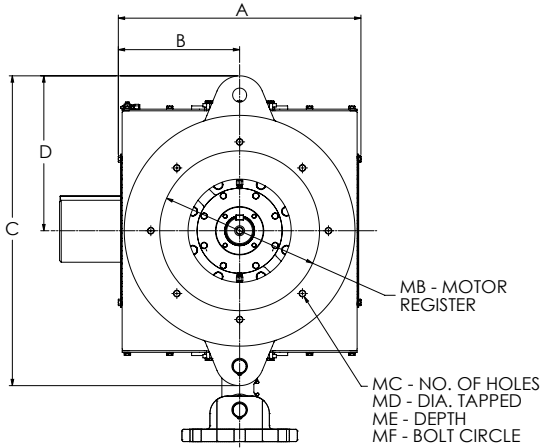
Close Coupled Alignment-Free Drive  
 Sizes 107-187 / Dimensions — Inches

**DRIVE DIMENSIONS - REFER TO PAGES 218 THRU 221, 223, AND 229 THRU 233**

**STANDARD ARRANGEMENTS AVAILABLE TO SUIT:**

NEMA TD Flange, NEMA TC C-FACE or IEC B5 Flange Motors as shown below  
 Falk® Steelflex® (T10) Grid Couplings, Falk Wrapflex® (R10) Elastomeric Couplings,  
 or Rexnord® Omega® (E) Elastomeric Couplings

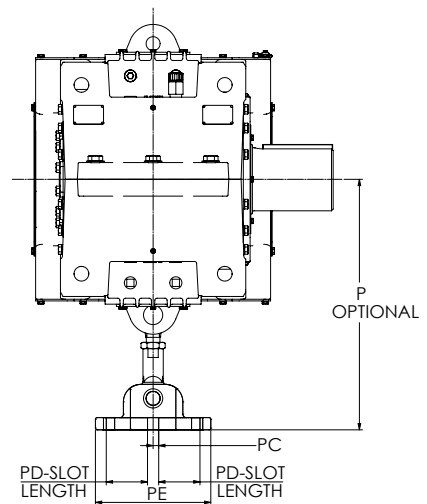
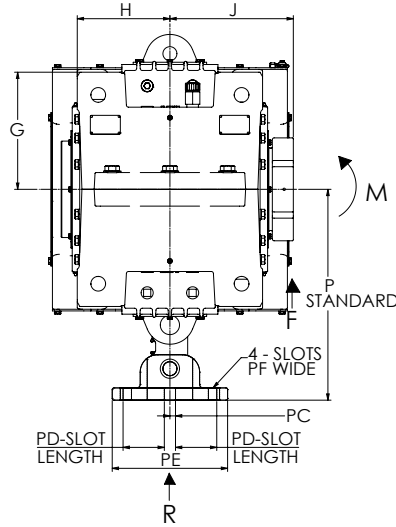
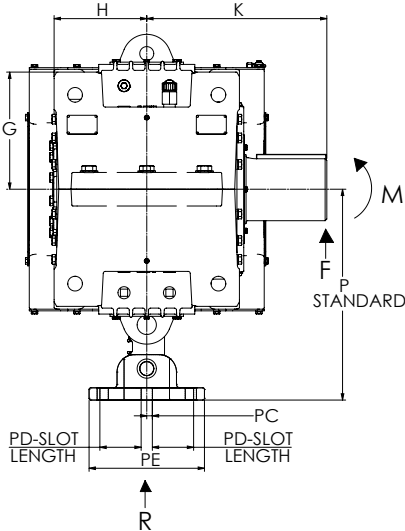
Consult the Factory for non-standard arrangements and non-Falk-branded couplings.



SOLID LOW SPEED SHAFT, VRC

HOLLOW LOW SPEED SHAFT, VRT

OPTIONAL TORQUE ARM



Close Coupled Alignment-Free Drive  
 Sizes 107-187 / Dimensions — Inches

Dimensions (In)

Drive Size▲	A	B	C	D	E	P - Optional		P - Std	PA	PC	PD	PE	PF	PG	PH	PJ
						Min	Max									
107	21.22	10.61	27.40	13.70	20.16	24.41	25.31	20.39	34.02	0.63	4.65	12.99	1.10	7.68	1.38	10.43
117	21.22	10.61	27.40	13.70	22.68	24.41	25.31	20.39	36.81	0.63	4.65	12.99	1.10	7.68	1.38	10.43
127	25.12	12.56	33.23	16.61	25.59	27.32	28.23	23.31	40.24	0.63	4.65	12.99	1.10	7.68	1.38	10.43
133, 137	25.12	12.56	29.29	14.65	27.95	25.35	26.26	21.34	44.69	0.63	4.65	12.99	1.10	7.68	1.38	10.43
143, 147	25.12	12.56	33.23	16.61	31.50	27.32	28.23	23.31	46.69	0.63	4.65	12.99	1.10	7.68	1.38	10.43
153, 157	27.31	13.66	34.88	17.44	35.24	28.23	29.13	24.21	50.87	0.63	4.65	12.99	1.10	7.68	1.38	10.43
163, 167	27.31	13.66	34.88	17.44	39.57	28.23	29.13	24.21	55.20	0.63	4.65	12.99	1.10	7.68	1.38	10.43
173, 177	32.13	16.06	38.98	19.49	45.28	30.20	31.10	26.18	63.54	0.63	4.65	12.99	1.10	7.68	1.38	10.43
187	32.13	16.06	38.98	19.49	46.26	30.20	31.10	26.18	63.54	0.63	4.65	12.99	1.10	7.68	1.38	10.43

Drive Size▲	G	H	J	K	Motor Adapter					
					MA	MB	MC	MD	ME	MF
107	7.36	6.46	8.27	11.61	●	■	8	■	■	■
117	8.31	7.20	10.51	13.98	●	■	8	■	■	■
127	9.45	8.11	10.94	14.69	●	■	8	■	■	■
133, 137	9.65	8.37	11.93	16.61	●	■	8	■	■	■
143, 147	10.63	8.46	11.81	16.93	●	■	8	■	■	■
153, 157	11.61	9.65	12.91	17.91	●	■	8	■	■	■
163, 167	13.19	10.43	13.98	20.28	●	■	8	■	■	■
173, 177	15.75	11.61	13.03	23.03	●	■	8	■	■	■
187	15.75	11.61	13.03	23.03	●	■	8	■	■	■

▲ Drawings are representative of this series of drives and do not agree in exact detail for all sizes. Gear drives are for horizontal, shaft-mounted operation unless specifically stated otherwise. Consult the Regal Rexnord™ factory for other mountings. Dimensions are for reference only and are subject to change without notice unless certified.

● "MA" dimension typically varies from 140% to 200% of "E" dimension.

■ Dimensions vary with motor selections. Certified prints will be provided after receipt of order.

Loads Generated ‡ / Torque Arm Forces, Low Speed Shaft Forces (In)

Drive Size	Max Torque Arm Force R (lb)	Max Loads at End of Shaft, VRT ★		Max Loads at End of Shaft, VRC ★		Maximum Motor Weight (lb)	Available Motors to Suit Adapter			
		Radial Force F (lb)	Bending Moment M (in-lb)	Radial Force F (lb)	Bending Moment M (in-lb)		NEMA	IEC	Siemens	Brook & Crompton
107	6,100	4,200	34,400	4,200	48,300	1,650	364T-449T	225S-280M	...	...
117	9,000	5,600	52,200	5,600	78,900	2,000	364T-449T	225S-280M	...	...
127	11,700	7,800	75,800	7,800	114,900	2,650	364T-449T	225S-315L	...	...
133, 137	14,900	11,100	121,000	10,700	177,000	3,300	364T-449T	225S-315L	...	...
143, 147	20,000	14,100	166,000	14,800	250,600	5,100	364T-449T	225S-355M	...	585, 586, 587SDZ
153, 157	31,600	21,400	282,300	18,400	316,200	6,800	364T-449T	225M-355L	5011, 588, 5810	585, 586, 587SDZ
163, 167	35,500	25,300	354,100	25,300	513,700	6,800	364T-449T	225M-355L	5011, 588, 5810	585, 586, 587SDZ
173, 177	38,400	28,600	372,200	28,600	657,900	6,800	444T-449T	250M-355L	5011, 588, 5810	585, 586, 587SDZ
187	42,000	33,500	437,100	33,500	771,500	6,800	444T-449T	250M-355L	5011, 588, 5810	585, 586, 587SDZ

‡ The loads generated are based on a combination of the most unfavorable conditions of rotation, speed, selection horsepower, motor weight and a 200% start factor.

★ Values for R, F and M are the maximum loads at the position shown during start-up. The loads may NOT be acting in the direction of the arrows. Use the worst case loading condition when designing the driven equipment. Bending Moment is for torque arm located farthest from driven equipment.

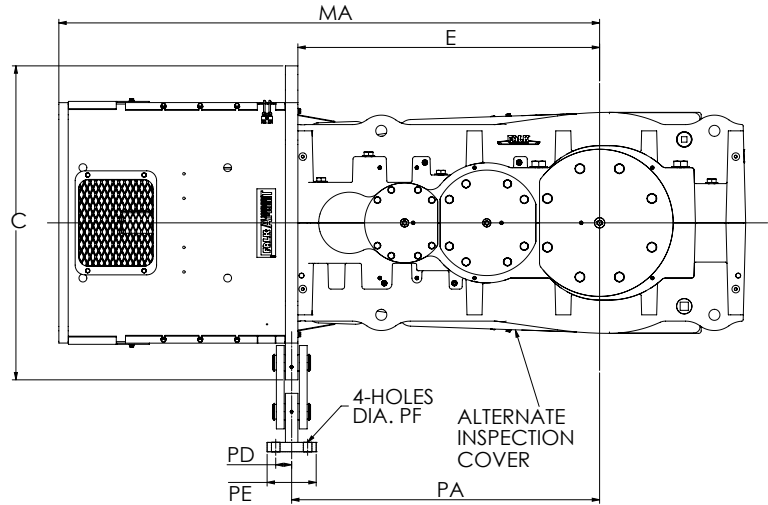
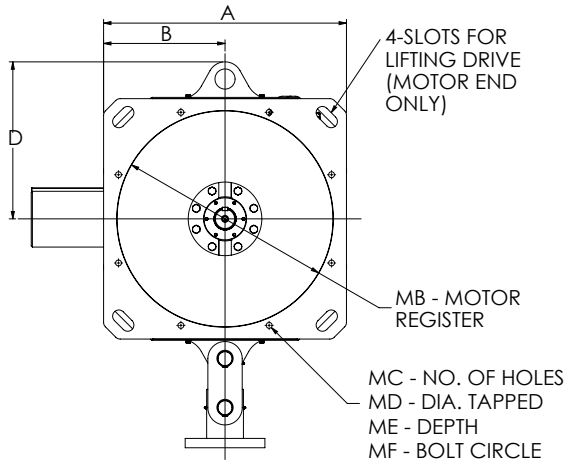
Close Coupled Alignment-Free Drive  
 Sizes 193-227 / Dimensions — Inches

**DRIVE DIMENSIONS - REFER TO PAGES 222, 224, 237, AND 239**

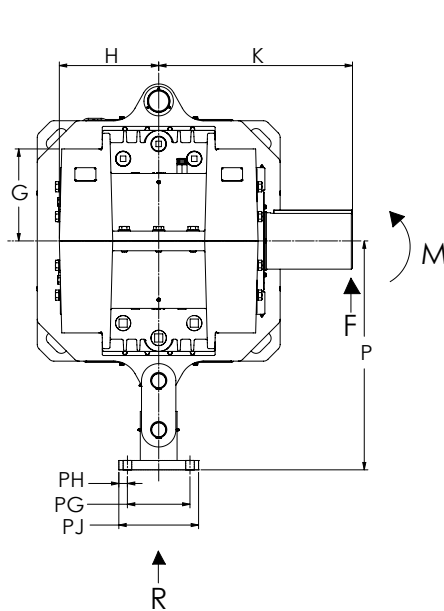
**STANDARD ARRANGEMENTS AVAILABLE TO SUIT:**

NEMA TD Flange, NEMA TC C-FACE or IEC B5 Flange Motors as shown below  
 Falk® Steelflex® (T10) Grid Couplings, Falk Wrapflex® (R10) Elastomeric Couplings,  
 or Rexnord® Omega® (E) Elastomeric Couplings

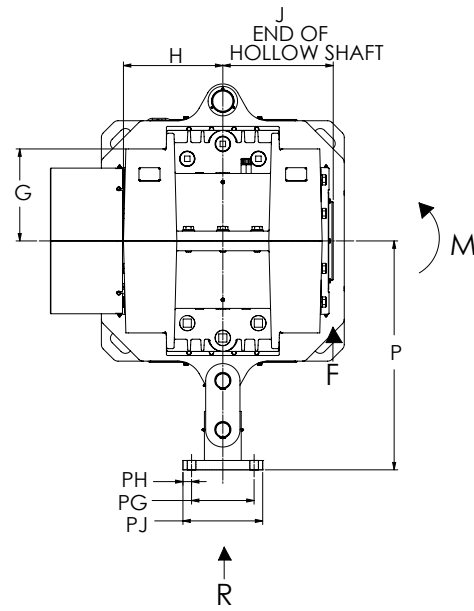
Consult the Factory for non-standard arrangements and non-Falk-branded couplings.



SOLID LOW SPEED SHAFT, VRC



HOLLOW LOW SPEED SHAFT, VRJ



## Close Coupled Alignment-Free Drive Sizes 193-227 / Dimensions — Inches

### Dimensions (In)

Drive Size▲	A	B	C	D	E	P	PA	PD	PE	PF	PG	PH	PJ
197	38.98	19.49	50.39	25.20	48.43	36.74	49.43	2.56	7.87	1.38	10.04	1.38	12.80
203, 207	38.98	19.49	50.39	25.20	50.00	36.74	51.00	2.56	7.87	1.38	10.04	1.38	12.80
213, 217	38.98	19.49	50.39	25.20	56.69	36.74	57.69	2.56	7.87	1.38	10.04	1.38	12.80
223, 227	38.98	19.49	50.39	25.20	58.66	36.74	59.66	2.56	7.87	1.38	10.04	1.38	12.80

Drive Size▲	G	H	J	K	Motor Adapter					
					MA	MB	MC	MD	ME	MF
197	14.76	15.95	...	31.50	●	■	8	■	■	■
203, 207	14.76	15.95	17.72	31.50	●	■	8	■	■	■
213, 217	17.13	17.74	...	35.69	●	■	8	■	■	■
223, 227	17.13	17.74	19.69	35.69	●	■	8	■	■	■

▲ Drawings are representative of this series of drives and do not agree in exact detail for all sizes. Gear drives are for horizontal, shaft-mounted operation unless specifically stated otherwise. Consult the Regal Rexnord™ factory for other mountings. Dimensions are for reference only and are subject to change without notice unless certified.

● "MA" dimension typically varies from 140% to 200% of "E" dimension.

■ Dimensions vary with motor selections. Certified prints will be provided after receipt of order.

### Loads Generated ‡ / Torque Arm Forces, Low Speed Shaft Forces (In)

Drive Size	Max Torque Arm Force R (lb)	Max Loads at End of Shaft, VRJ ★		Max Loads at End of Shaft, VRC ★		Maximum Motor Weight (lb)	Available Motors to Suit Adapter			
		Radial Force F (lb)	Bending Moment M (in-lb)	Radial Force F (lb)	Bending Moment M (in-lb)		NEMA	IEC	Siemens	Brook & Crompton
197	65,400	...	...	53,400	1,660,000	6,800	447-449T	315S-400L	5011, 588, 5810	585, 586, 587SDZ
203, 207	82,200	60,600	1,074,500	70,600	2,196,200	6,800	447-449T	315S-400L	5011, 588, 5810	585, 586, 587SDZ
213, 217	96,200	...	...	86,800	3,058,000	6,800	447-449T	315S-400L	5011, 588, 5810	585, 586, 587SDZ
223, 227	97,100	87,800	1,728,900	87,800	3,094,200	6,800	447-449T	315S-400L	5011, 588, 5810	585, 586, 587SDZ

‡ The loads generated are based on a combination of the most unfavorable conditions of rotation, speed, selection horsepower, motor weight and a 200% start factor.

★ Values for R, F and M are the maximum loads at the position shown during start-up. The loads may NOT be acting in the direction of the arrows. Use the worst case loading condition when designing the driven equipment. Bending Moment is for torque arm located farthest from driven equipment.

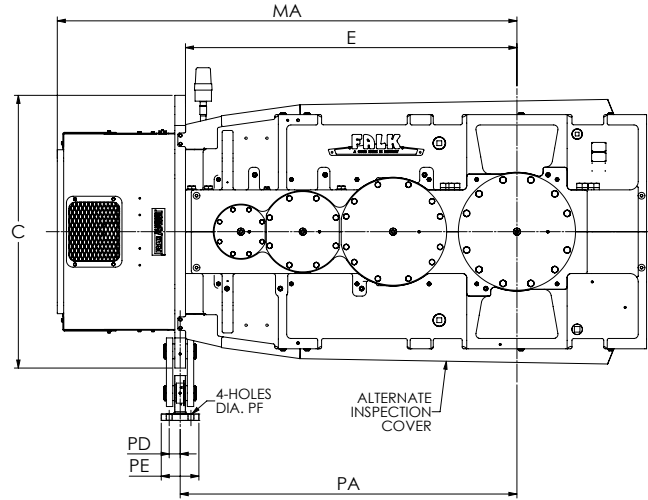
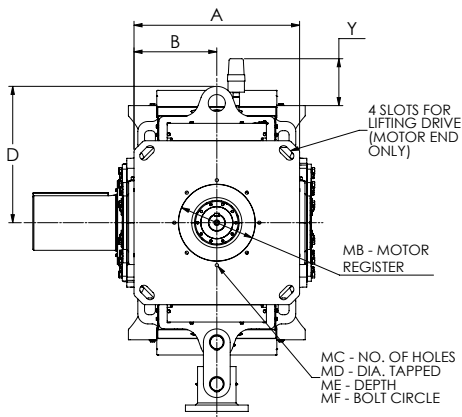
Close Coupled Alignment-Free Drive  
 Sizes 237-277 / Dimensions — Inches

**DRIVE DIMENSIONS - REFER TO PAGES 227 THRU 228**

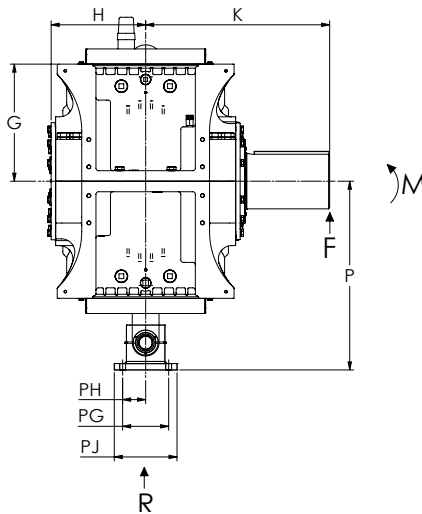
**STANDARD ARRANGEMENTS AVAILABLE TO SUIT:**

NEMA TD Flange, NEMA TC C-FACE or IEC B5 Flange Motors as shown below  
 Falk® Steelflex® (T10) Grid Couplings, Falk Wrapflex® (R10) Elastomeric Couplings,  
 or Rexnord® Omega® (E) Elastomeric Couplings

Consult the Factory for non-standard arrangements and non-Falk-branded couplings.



**SOLID LOW SPEED SHAFT, VRC**



**Loads Generated / Torque Arm Forces, Low-Speed Shaft Forces**

Drive Size★	Max Torque Arm Force R (lb)	Max Loads at End of Shaft, VRC †		Maximum Motor Weight (lb)	Available Motors to Suit Adapter			
		Radial Force F (lb)	Bending Moment M (in-lb)		NEMA	IEC	Siemens	Brook & Crompton
<b>237</b>	131,933	133,856	5,158,810	6,800	447-449T	315S-400L	5011, 588, 5810	585, 586, 587SDZ
<b>243, 247</b>	140,285	136,092	5,502,210	6,800	447-449T	315S-400L	5011, 588, 5810	585, 586, 587SDZ
<b>253, 257</b>	153,025	156,778	6,790,042	6,800	447-449T	315S-400L	5011, 588, 5810	585, 586, 587SDZ
<b>263, 267</b>	185,635	190,385	8,559,694	6,800	447-449T	315S-400L	5011, 588, 5810	585, 586, 587SDZ
<b>273, 277</b>	218,082	227,993	10,898,065	6,800	447-449T	315S-400L	5011, 588, 5810	585, 586, 587SDZ

★ The loads generated are based on a combination of the most unfavorable conditions of rotation, speed, selection horsepower, motor weight, and a 200% start factor.

† Values for R, F, and M are the maximum loads at the position shown during start-up. The loads may NOT be acting in the direction of the arrows. Use the worst case loading condition when designing the driven equipment. Bending Moment is for torque arm located farthest from driven equipment.

## Close Coupled Alignment-Free Drive Sizes 237-277 / Dimensions — Inches

### Dimensions - Inches

Drive Size★	A	B	C	D	E	G	H	K	P	PA	PD	PE	PF	PG	PH	PJ	Y	Motor Adapter					
																		MA	MB	MC	MD	ME	MF
<b>237</b>	38.98	19.49	61.02	30.51	66.42	24.21	17.64	38.54	42.44	67.70	2.56	8.86	1.38	10.83	5.41	14.76	10.26	‡	†	8	†	†	†
<b>243, 247</b>	38.98	19.49	63.78	31.89	73.74	25.83	19.74	40.43	44.22	75.02	2.56	8.86	1.38	10.83	5.41	14.76	9.63	‡	†	8	†	†	†
<b>253, 257</b>	38.98	19.49	64.17	32.09	78.00	27.56	20.81	43.31	44.41	79.28	2.56	8.86	1.38	10.83	5.41	14.76	11.03	‡	†	8	†	†	†
<b>263, 267</b>	38.98	19.49	70.39	35.20	85.28	30.47	21.77	44.96	47.52	86.56	2.56	8.86	1.38	10.83	5.41	14.76	10.13	‡	†	8	†	†	†
<b>273, 277</b>	38.98	19.49	76.69	38.35	91.97	33.46	23.11	47.80	50.67	93.25	2.56	8.86	1.38	10.83	5.41	14.76	9.07	‡	†	8	†	†	†

★ Drawings are representative of this series of drives and do not agree in exact detail for all sizes. Gear drives are for horizontal, shaft-mounted operation unless specifically stated otherwise. Consult Factory for other mountings. Dimensions are for reference only and are subject to change without notice unless certified.

† Dimensions vary with motor selections. Certified prints will be provided after receipt or order.

‡ "MA" dimension typically varies from 150% to 180% of "E" dimension.

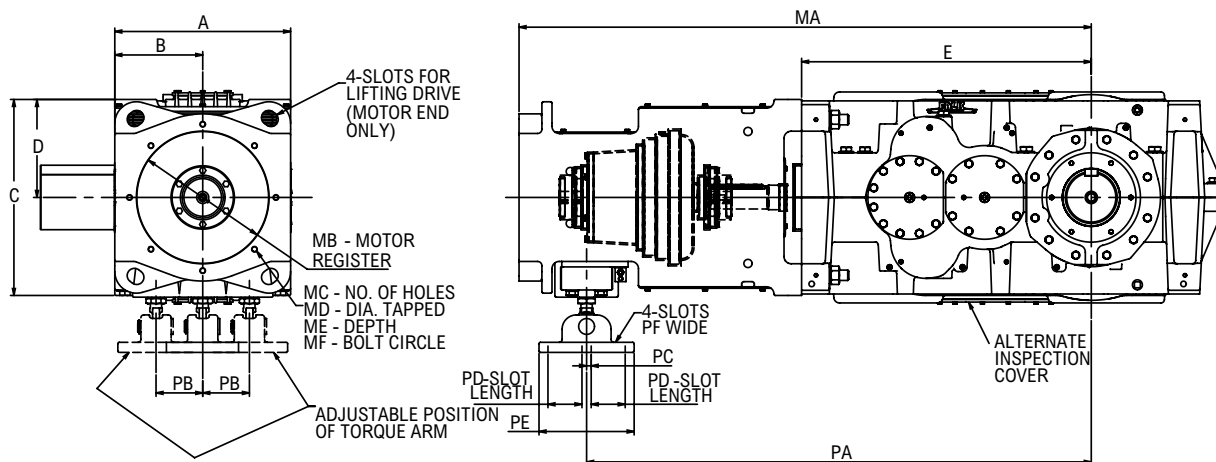
Fluid Coupling Alignment-Free Drive  
 Sizes 117-187 / Dimensions — Inches

DRIVE DIMENSIONS - REFER TO PAGES 218 THRU 221, 334, AND 229 THRU 233

STANDARD ARRANGEMENTS AVAILABLE TO SUIT:

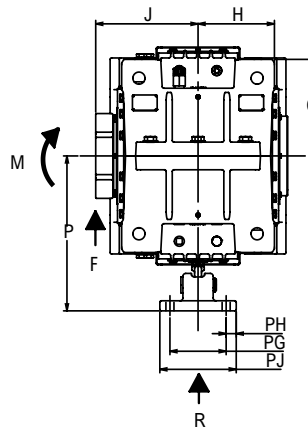
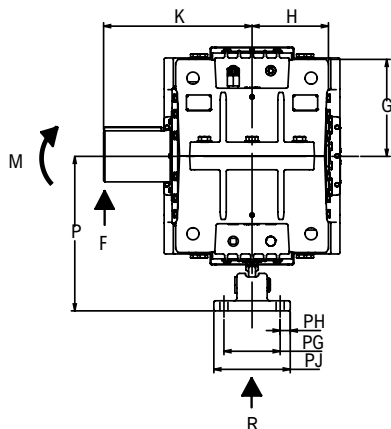
NEMA TD Flange, NEMA TC C-FACE or IEC B5 Flange Motors as shown below  
 Falk® True Torque® Fluid (HFDD-20 or 28) Couplings  
 Also Falk Lifelign® (G52 Floating Shaft), Steelflex® (T50 Floating Shaft),  
 and Thomas® (SN Floating Shaft) Couplings

Consult the Factory for non-standard arrangements and non-Falk-branded couplings.



SOLID LOW SPEED SHAFT, VRC

HOLLOW LOW SPEED SHAFT, VRT



Loads Generated / Torque Arm Forces, Low-Speed Shaft Forces

Drive Size★	Max Torque Arm Force R (lb)	Max Loads at Face of Bushing Nut, VRT †		Max Loads at End of Shaft, VRC †		Available Motors to Suit Adapter			
		Radial Force F (lb)	Bending Moment M (in-lb)	Radial Force F (lb)	Bending Moment M (in-lb)	NEMA	IEC	Siemens	Brook & Crompton
117	6,800	4,400	40,600	4,400	61,400	364T - 445T	225S - 280S	...	...
127	9,700	6,700	64,800	6,400	94,400	364T - 447T	225S - 280S	...	...
133, 137	12,400	8,600	94,000	10,800	179,200	365T - 449T	225M - 315L	...	...
143, 147	17,300	11,400	134,900	14,200	240,500	365T - 449T	225M - 355S	5011, 588	585, 586, 587SDZ
153, 157	24,800	14,400	189,500	14,600	262,000	404T - 449T	250M - 355L	5011, 588, 5809	585, 586, 587SDZ
163, 167	29,400	19,000	267,000	19,400	393,000	404T - 449T	280S - 355L	5011, 588, 5810	585, 586, 587SDZ
173, 177	32,800	22,000	286,000	22,500	519,000	444T - 449T	280M - 355L	5011, 588, 5810	585, 586, 587SDZ
187	34,700	26,000	337,000	26,500	610,000	444T - 449T	280M - 355L	5011, 588, 5810	585, 586, 587SDZ

★ The loads generated are based on a combination of the most unfavorable conditions of rotation, speed, selection horsepower, motor weight, and a 200% start factor.

† Values for R, F, and M are the maximum loads at the position shown during start-up. The loads may NOT be acting in the direction of the arrows. Use the worst case loading condition when designing the driven equipment. Bending Moment is for torque arm located farthest from driven equipment.

# Fluid Coupling Alignment-Free Drive Sizes 117-187 / Dimensions — Inches

## Fluid Coupling

Coupling Size*	Drive Size★	A	B	C	D	P		PB	PC	PD	PE	PF	PG	PH	PJ
						Min	Max								
1420HFDD	127	24.02	12.01	26.77	13.39	20.67	21.57	6.38	0.63	4.65	12.99	1.10	7.68	1.38	10.43
	133, 137														
	143, 147														
	153, 157														
	163, 167														
1480HFDD	127	26.38	13.19	31.89	15.94	21.57	22.48	7.56	0.63	4.65	12.99	1.10	7.68	1.38	10.43
	133, 137														
	143, 147														
	153, 157														
	163, 167														
1584HFDD	143, 147	31.10	15.55	31.89	15.94	24.53	25.31	9.02	0.63	4.65	12.99	1.10	7.68	1.38	10.43
	153, 157														
	163, 167														
	173, 177														
	187														
1660HFDD	153, 157	35.04	17.52	35.83	17.91	26.50	27.28	10.94	0.63	4.65	12.99	1.10	7.68	1.38	10.43
	163, 167														
	173, 177														
	187														

\* Drawings are representative of this series of drives and do not agree in exact detail for all sizes. Gear drives are for horizontal, shaft-mounted operation unless specifically stated otherwise. Consult Factory for other mountings. Dimensions are for reference only and are subject to change without notice unless certified.

\* Fluid coupling size selected based on motor power. See Falk® selection guide, True Torque® fluid couplings, 521-110 for information.

Drive Size★	E	G	H	J	K	Motor Adapter						PA - HS Coupling Size and Type							
						MA	MB	MC	MD	ME	MF	1420HFDD		1480HFDD		1584HFDD		1660HFDD	
												Type 20	Type 28	Type 20	Type 28	Type 20	Type 28	Type 20	Type 28
117	22.68	8.31	7.20	10.51	13.98	‡	†	8	†	†	†	50.31	50.55	...	...	...	...	...	...
127	25.59	9.45	8.11	10.94	14.69	‡	†	8	†	†	†	53.19	53.43	55.37	55.43	...	...	...	...
133, 137	27.95	9.65	8.37	11.93	16.61	‡	†	8	†	†	†	57.24	57.48	58.94	59.25	...	...	...	...
143, 147	31.50	10.63	8.46	11.81	16.93	‡	†	8	†	†	†	59.57	59.80	61.46	61.57	64.45	64.49	...	...
153, 157	35.24	11.61	9.65	13.19	17.91	‡	†	8	†	†	†	64.61	64.84	66.30	66.61	68.23	68.78	72.40	72.40
163, 167	39.57	13.19	10.43	13.98	20.28	‡	†	8	†	†	†	68.94	69.17	70.63	70.94	72.56	73.11	76.50	76.50
173, 177	45.28	15.75	11.61	13.03	23.03	‡	†	8	†	†	†	...	...	78.43	78.74	80.35	80.91	83.54	83.54
187	46.26	15.75	11.61	13.03	23.03	‡	†	8	†	†	†	...	...	79.41	79.72	81.34	81.89	84.53	84.53

\* Drawings are representative of this series of drives and do not agree in exact detail for all sizes. Gear drives are for horizontal, shaft-mounted operation unless specifically stated otherwise. Consult Factory for other mountings. Dimensions are for reference only and are subject to change without notice unless certified.

† Dimensions vary with motor selections. Certified prints will be provided after receipt or order.

‡ "MA" dimension typically varies from 200% to 250% of "E" dimension.

## VFD Floating Shaft Coupling

Drive Size★	Motor Frame	A	B	C	D	P		PA	PB	PC	PD	PE	PF	PG	PH	PJ	E	G	H	J	K	Motor Adapter					
						Min	Max															MA	MB	MC	MD	ME	MF
117	ALL	24.02	12.01	26.77	13.39	20.67	21.57	50.31	6.38	0.63	4.65	12.99	1.10	7.68	1.38	10.43	22.68	8.31	7.20	10.51	13.98	‡	†	8	†	†	†
127	ALL	24.02	12.01	26.77	13.39	20.67	21.57	53.19	6.38	0.63	4.65	12.99	1.10	7.68	1.38	10.43	25.59	9.45	8.11	10.94	14.69	‡	†	8	†	†	†
133, 137	ALL	24.02	12.01	26.77	13.39	20.67	21.57	57.24	6.38	0.63	4.65	12.99	1.10	7.68	1.38	10.43	27.95	11.02	8.37	11.93	16.61	‡	†	8	†	†	†
143, 147	◆	24.02	12.01	26.77	13.39	20.67	21.57	59.57	6.38	0.63	4.65	12.99	1.10	7.68	1.38	10.43	31.50	12.40	8.46	11.81	16.93	‡	†	8	†	†	†
	■	31.10	15.55	31.89	15.94	24.53	25.31	63.19	9.02	0.63	4.65	12.99	1.10	7.68	1.38	10.43											
153, 157	◆	24.02	12.01	26.77	13.39	20.67	21.57	64.61	6.38	0.63	4.65	12.99	1.10	7.68	1.38	10.43	35.24	13.19	9.65	13.19	17.91	‡	†	8	†	†	†
	■	31.10	15.55	31.89	15.94	24.53	25.31	68.23	9.02	0.63	4.65	12.99	1.10	7.68	1.38	10.43											
163, 167	◆	24.02	12.01	26.77	13.39	20.67	21.57	68.94	6.38	0.63	4.65	12.99	1.10	7.68	1.38	10.43	39.57	14.76	10.43	13.98	20.28	‡	†	8	†	†	†
	■	31.10	15.55	31.89	15.94	24.53	25.31	72.56	9.02	0.63	4.65	12.99	1.10	7.68	1.38	10.43											
173	ALL	31.10	15.55	31.89	15.94	24.53	25.31	80.35	9.02	0.63	4.65	12.99	1.10	7.68	1.38	10.43	45.28	17.72	11.61	13.03	23.03	‡	†	8	†	†	†
187	ALL	31.10	15.55	31.89	15.94	24.53	25.31	81.34	9.02	0.63	4.65	12.99	1.10	7.68	1.38	10.43	46.26	17.72	11.61	13.03	23.03	‡	†	8	†	†	†

\* Drawings are representative of this series of drives and do not agree in exact detail for all sizes. Gear drives are for horizontal, shaft-mounted operation unless specifically stated otherwise. Consult Factory for other mountings. Dimensions are for reference only and are subject to change without notice unless certified.

◆ NEMA 449T (up to and including 300 HP) or IEC 280M and smaller motors.

■ NEMA 449T (larger than 300 HP) or IEC 315S and larger motors.

† Dimensions vary with motor selections. Certified prints will be provided after receipt or order.

‡ "MA" dimension typically varies from 200% to 250% of "E" dimension.

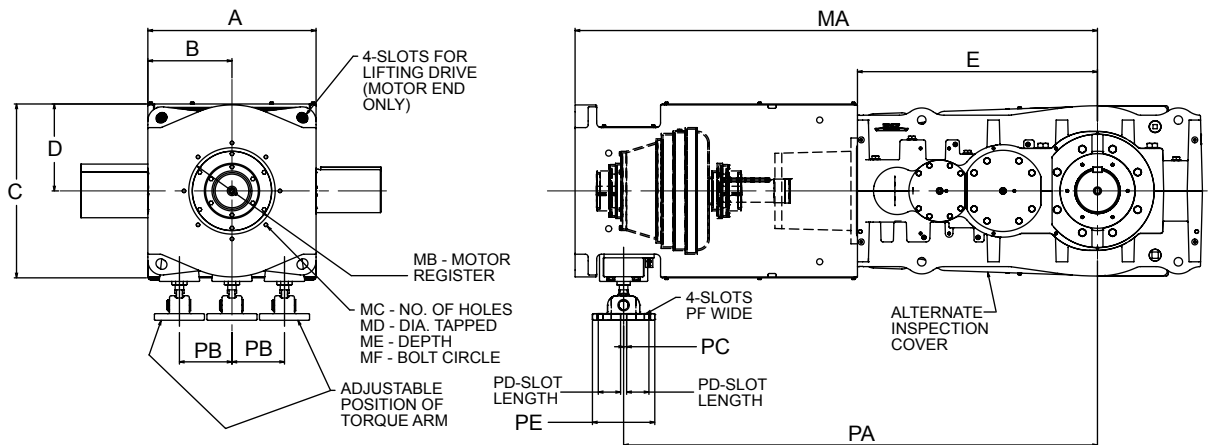
Fluid Coupling Alignment-Free Drive  
 Sizes 193-207 / Dimensions — Inches

DRIVE DIMENSIONS - REFER TO PAGES 222, 224, 237, AND 239

STANDARD ARRANGEMENTS AVAILABLE TO SUIT:

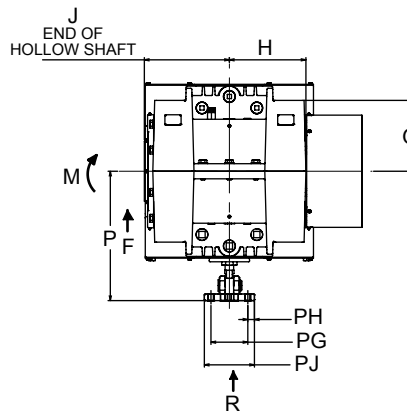
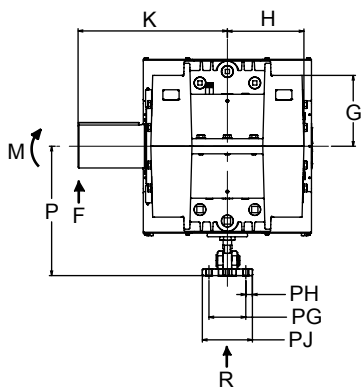
NEMA TD Flange, NEMA TC C-FACE or IEC B5 Flange Motors as shown below  
 Falk® True Torque® Fluid (HFDD-20 or 28) Couplings  
 Also Falk Lifelign® (G52 Floating Shaft), Steelflex® (T50 Floating Shaft),  
 and Thomas® (SN Floating Shaft) Couplings

Consult the Factory for non-standard arrangements and non-Falk-branded couplings.



SOLID LOW SPEED SHAFT, VRC

HOLLOW LOW SPEED SHAFT, VRJ



Loads Generated / Torque Arm Forces, Low-Speed Shaft Forces

Drive Size★	Max Torque Arm Force R (lb)	Max Loads at Face of Bushing Nut, VRT †		Max Loads at End of Shaft, VRC †		Available Motors to Suit Adapter			
		Radial Force F (lb)	Bending Moment M (in-lb)	Radial Force F (lb)	Bending Moment M (in-lb)	NEMA	IEC	Siemens	Brook & Crompton
193, 197	36,200	...	...	32,400	1,009,000	447T - 449T	315S - 355L	5011, 588, 5810	585, 586, 587SDZ
203, 207	43,800	37,600	666,000	38,100	1,185,000	447T - 449T	315S - 355L	5011, 588, 5810	585, 586, 587SDZ

★ The loads generated are based on a combination of the most unfavorable conditions of rotation, speed, selection horsepower, motor weight, and a 200% start factor.

† Values for R, F, and M are the maximum loads at the position shown during start-up. The loads may NOT be acting in the direction of the arrows. Use the worst case loading condition when designing the driven equipment. Bending Moment is for torque arm located farthest from driven equipment.

## Fluid Coupling Alignment-Free Drive Sizes 193-207 / Dimensions — Inches

### Fluid Coupling

Coupling Size*	Drive Size★	A	B	C	D	P		PB	PC	PD	PE	PF	PG	PH	PJ
						Min	Max								
1584HFDD	193, 197 203, 207	35.04	17.52	36.22	18.11	26.50	27.40	10.94	0.63	4.65	12.99	1.10	7.68	1.38	10.43
1660HFDD	193, 197 203, 207	35.04	17.52	36.22	18.11	26.50	27.40	10.94	0.63	4.65	12.99	1.10	7.68	1.38	10.43

★ Drawings are representative of this series of drives and do not agree in exact detail for all sizes. Gear drives are for horizontal, shaft-mounted operation unless specifically stated otherwise. Consult Factory for other mountings. Dimensions are for reference only and are subject to change without notice unless certified.

\* Fluid coupling size selected based on motor power. See Falk® selection guide, True Torque® fluid couplings, 521-110 for information.

Drive Size★	E	G	H	J	K	Motor Adapter						PA - HS Coupling Size and Type			
						MA	MB	MC	MD	ME	MF	1584HFDD		1660HFDD	
												Type 20	Type 28	Type 20	Type 28
193, 197	48.43	14.76	15.95	-	31.10	‡	†	8	†	†	†	97.05	97.60	100.20	100.20
203, 207	50.00	14.76	15.95	17.72	31.10	‡	†	8	†	†	†	98.62	99.17	101.77	101.77

★ Drawings are representative of this series of drives and do not agree in exact detail for all sizes. Gear drives are for horizontal, shaft-mounted operation unless specifically stated otherwise. Consult Factory for other mountings. Dimensions are for reference only and are subject to change without notice unless certified.

† Dimensions vary with motor selections. Certified prints will be provided after receipt or order.

‡ "MA" dimension typically varies from 200% to 250% of "E" dimension.

### VFD Floating Shaft Coupling

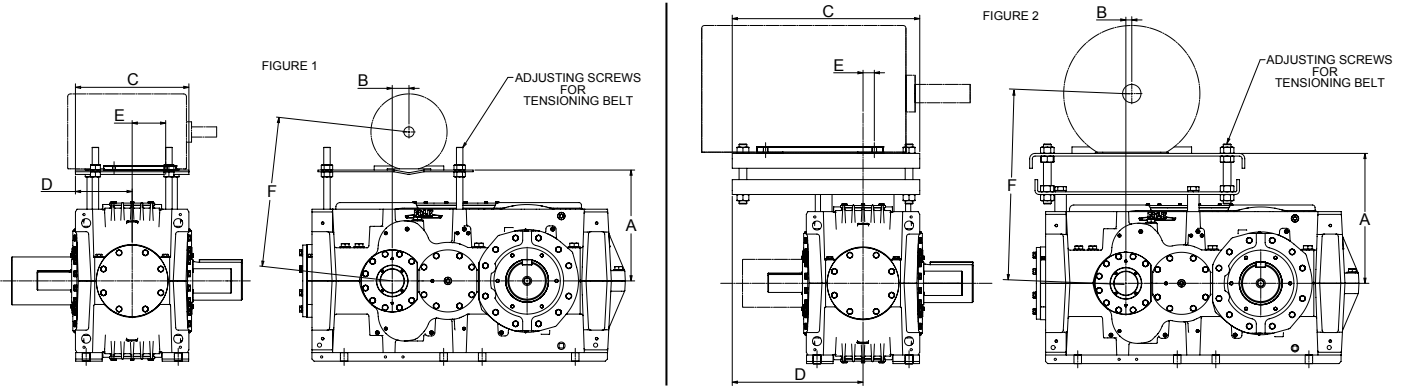
Drive Size★	Motor Frame	A	B	C	D	P		PA	PB	PC	PD	PE	PF	PG	PH	PJ	E	G	H	J	K	Motor Adapter					
						Min	Max															MA	MB	MC	MD	ME	MF
193 197	ALL	35.04	17.52	36.22	18.11	26.50	27.40	97.05	10.94	0.63	4.65	12.99	1.10	7.68	1.38	10.43	48.43	14.76	15.95	...	31.10	‡	†	8	†	†	†
203 207	ALL	35.04	17.52	36.22	18.11	26.50	27.40	98.62	10.94	0.63	4.65	12.99	1.10	7.68	1.38	10.43	50.00	14.76	15.95	17.72	31.10	‡	†	8	†	†	†

★ Drawings are representative of this series of drives and do not agree in exact detail for all sizes. Gear drives are for horizontal, shaft-mounted operation unless specifically stated otherwise. Consult Factory for other mountings. Dimensions are for reference only and are subject to change without notice unless certified.

† Dimensions vary with motor selections. Certified prints will be provided after receipt or order.

‡ "MA" dimension typically varies from 200% to 250% of "E" dimension.

Motor Mounts — Top Mount / Double & Triple Reduction  
 Sizes 107-167 / Dimensions — Inches



Dimensions (in)

Drive Size★	140T-250T					280T-400T				
	A		B	C	D	A		B	C	D
	Min	Max				Min	Max			
107	9.67	15.35	2.76	17.36	11.26	12.49	17.24	0.31	25.59	19.49
117	10.62	16.29	1.97	17.36	10.28	13.67	18.26	0.88	25.59	18.50

Drive Size★	180T					210T					250T - 320T					360T - 440T				
	A		B	C	D	A		B	C	D	A		B	C	D	A		B	C	D
	Min	Max				Min	Max				Min	Max				Min	Max			
127	11.76	16.61	3.30	21.22	13.54	11.76	16.61	3.30	21.22	13.54	11.76	16.61	3.30	21.22	13.54	14.65	19.37	2.76	34.59	26.89
133, 137	...	...	...	...	...	11.96	16.81	4.73	21.42	13.03	11.96	16.81	4.73	21.42	13.03	14.88	19.72	4.72	34.59	26.22
143, 147	...	...	...	...	...	...	...	...	...	...	12.94	17.8	4.14	21.42	12.91	15.87	20.71	4.13	34.59	26.06
153, 157	...	...	...	...	...	...	...	...	...	...	16.97	21.98	4.92	21.42	11.77	16.85	21.69	4.92	34.59	24.92
163, 167	...	...	...	...	...	...	...	...	...	...	15.24	19.29	1.10	20.87	10.43	19.61	24.76	1.09	34.49	24.06

Drive Size★	140T				180T				210T				250T				280T				320T			
	E ‡	F †		Fig. No.	E ‡	F †		Fig. No.	E ‡	F †		Fig. No.	E ‡	F †		Fig. No.	E ‡	F †		Fig. No.	E ‡	F †		Fig. No.
		Min	Max			Min	Max			Min	Max			Min	Max			Min	Max			Min	Max	
107	4.75	13.46	19.05	1	3.75	14.44	20.04	1	2.96	15.18	20.78	1	2.25	16.16	21.78	1	...	...	...	...	...	...	...	...
117	5.73	14.26	19.89	1	4.73	15.25	20.89	1	3.94	15.99	21.63	1	3.23	16.98	22.63	1	...	...	...	...	...	...	...	...
127	...	...	...	...	5.32	16.59	21.37	1	4.57	17.33	22.11	1	3.82	18.31	23.10	1	3.32	19.05	23.84	1	2.82	20.03	24.83	1
133, 137	...	...	...	...	...	...	...	...	5.26	17.84	22.56	1	4.51	18.81	23.54	1	4.00	19.54	24.28	1	3.51	20.51	25.26	1
143, 147	...	...	...	...	...	...	...	...	...	...	...	...	4.65	19.68	24.45	1	4.14	20.37	25.14	1	6.65	21.35	26.12	1
153, 157	...	...	...	...	...	...	...	...	...	...	...	...	5.79	23.78	28.70	1	5.28	24.47	29.39	1	4.80	25.45	30.38	1
163, 167	...	...	...	...	...	...	...	...	...	...	...	...	6.68	21.51	25.57	1	6.18	22.26	26.31	1	5.68	23.26	27.31	1

Drive Size★	280T				320T				360T				400T				440T			
	E ‡	F †		Fig. No.	E ‡	F †		Fig. No.	E ‡	F †		Fig. No.	E ‡	F †		Fig. No.	E ‡	F †		Fig. No.
		Min	Max			Min	Max			Min	Max			Min	Max			Min	Max	
107	1.74	19.49	24.40	2	1.25	20.49	25.24	2	0.62	21.49	26.24	2	0.13	22.49	27.24	2	...	...	...	...
117	2.72	20.65	25.28	2	2.23	21.65	26.28	2	1.61	22.65	27.28	2	0.85	23.64	28.28	2	...	...	...	...
127	...	...	...	...	...	...	...	...	2.22	23.81	28.50	2	1.47	24.81	29.50	2	0.59	23.80	30.50	2
133, 137	...	...	...	...	...	...	...	...	2.89	24.33	29.09	2	2.13	25.31	30.08	2	1.26	26.30	31.10	2
143, 147	...	...	...	...	...	...	...	...	3.02	25.20	30.00	2	2.27	26.18	30.98	2	1.40	27.17	31.97	2
153, 157	...	...	...	...	...	...	...	...	4.17	26.30	31.10	2	3.43	27.28	32.09	2	2.52	28.27	33.07	2
163, 167	...	...	...	...	...	...	...	...	5.04	28.63	33.78	2	4.30	29.63	34.78	2	3.43	30.63	35.78	2

★ Dimensions are for reference only and are subject to change without notice unless certified. Due to interferences, Falk® cannot offer a drive with both shaft fan and backstop.

Shaft Fan Only - Mount shaft fan on bushing side.

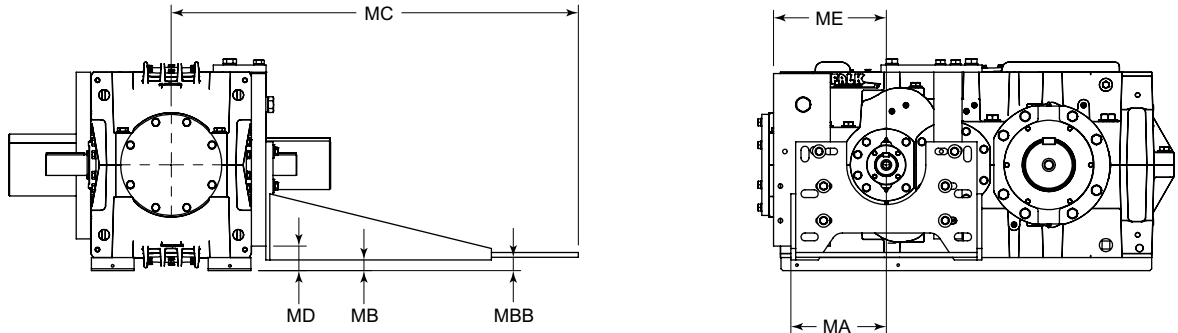
Backstop Only - Mount backstop on bushing side.

Backstop and Fan - Mount backstop on bushing side, use electric fan.

† Minimum center distance does not include belt installation allowance. When determining belt length for minimum shaft centers, follow manufacturer's installation allowance recommendations and also provide for future belt tensioning.

‡ "E" is the distance from the centerline of the housing to the motor front mounting hole.

Motor Brackets / Double & Triple Reduction  
 Sizes 107-137 / Dimensions — Inches



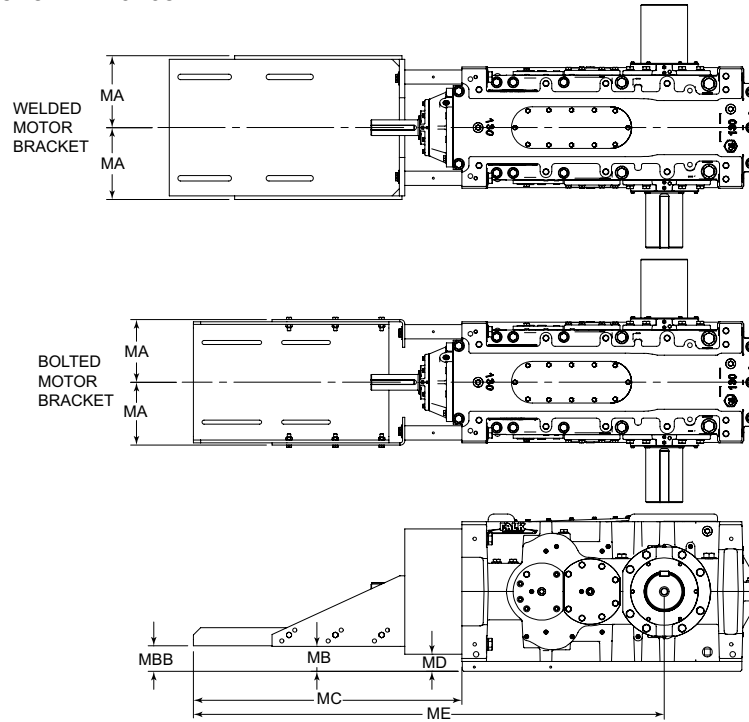
VP Motor Bracket (in)

Drive Size*	Motor Frame		High Speed Coupling		MA	MB ♦	MC	MD	ME	MBB ♦
			Wrapflex®	Steelflex®						
107	IEC	132	10R10	1040T10	8.97	0.78	37.87	0.83	8.74	0.54
		160	10R10	1040T10	8.97	0.78	36.10	0.83	8.74	1.52
		180	20R10	1050T10	8.97	0.78	36.89	0.83	8.74	0.85
		200	20R10	1060T10	9.89	0.78	39.69	0.83	8.74	-0.15
	NEMA	213T, 215T	10R10	1040T10	8.97	0.78	28.19	0.83	8.74	0.53
		254T, 256T	10R10	1040T10	8.97	0.78	33.07	0.83	8.74	1.67
284T, 286T		20R10	1050T10	8.97	0.78	36.89	0.83	8.74	0.85	
324T, 326T		20R10	1060T10	9.89	0.78	39.69	0.83	8.74	-0.15	
117	IEC	132	20R10	1050T10	8.97	1.72	38.91	0.79	9.46	1.47
		160	20R10	1050T10	8.97	1.72	37.11	0.79	9.46	2.46
		180	20R10	1050T10	8.97	1.72	37.91	0.79	9.46	1.79
		200	20R10	1060T10	9.89	1.72	40.70	0.79	9.46	0.79
	225	30R10	1070T10	9.94	-0.61	41.26	0.79	9.46	-0.33	
	NEMA	213T, 215T	20R10	1050T10	8.97	1.72	29.20	0.79	9.46	1.47
254T, 256T		20R10	1050T10	8.97	1.72	34.11	0.79	9.46	2.60	
284T, 286T		20R10	1050T10	8.97	1.72	37.91	0.79	9.46	1.79	
324T, 326T		20R10	1060T10	9.89	1.72	40.70	0.79	9.46	0.79	
364T, 365T	30R10	1070T10	9.94	-0.61	41.26	0.79	9.46	-0.33		
127	IEC	132	20R10	1060T10	8.97	2.87	39.81	1.14	12.82	4.74
		160	20R10	1060T10	8.97	2.87	38.01	1.14	12.82	3.61
		180	20R10	1060T10	8.97	2.87	38.81	1.14	12.82	2.93
		200	20R10	1060T10	9.89	2.87	41.61	1.14	12.82	1.93
	225	30R10	1070T10	9.94	0.54	42.16	1.14	12.82	0.81	
	NEMA	213T, 215T	20R10	1060T10	8.97	2.87	30.11	1.14	12.82	4.74
254T, 256T		20R10	1060T10	8.97	2.87	35.01	1.14	12.82	3.74	
284T, 286T		20R10	1060T10	8.97	2.87	38.81	1.14	12.82	2.93	
324T, 326T		20R10	1060T10	9.89	2.87	41.61	1.14	12.82	1.93	
364T, 365T	30R10	1070T10	9.94	0.53	42.16	1.14	12.82	0.81		
133, 137	IEC	160	20R10	1060T10	8.97	3.46	38.27	2.57	11.69	4.20
		180	20R10	1060T10	8.97	3.46	39.06	2.57	11.69	3.52
		200	20R10	1060T10	9.89	3.46	41.85	2.57	11.69	2.52
		225	30R10	1070T10	9.94	1.13	42.40	2.57	11.69	1.40
	NEMA	254T, 256T	20R10	1060T10	8.97	3.46	35.27	2.57	11.69	4.33
		284T, 286T	20R10	1060T10	8.97	3.46	39.05	2.57	11.69	3.52
324T, 326T		20R10	1060T10	9.89	3.46	41.85	2.57	11.69	2.52	
364T, 365T		30R10	1070T10	9.94	1.12	42.41	2.57	11.69	1.40	

\* Dimensions are for reference only and are subject to change without notice unless certified. Available only for use with base-mounted drives; cannot be used with shaft-mounted drives.  
 Due to interference, motor brackets cannot be used on the same side of the housing as a backstop or shaft fan.  
 Shaft fan only - Mount shaft fan opposite bracket side.  
 Backstop only - Mount backstop opposite bracket side.  
 Backstop and fan - Mount backstop opposite bracket side, use electric fan.  
 Brackets for IEC motors are furnished blank/undrilled.  
 Brackets for NEMA motors are furnished slotted for motor mounting.

♦ Negative MB and MBB dimensions indicate bracket extends below drive feet. Customer must provide clearance for bracket and for motor mounting hardware.

Motor Brackets / Double & Triple Reduction  
 Sizes 107-137 / Dimensions — Inches



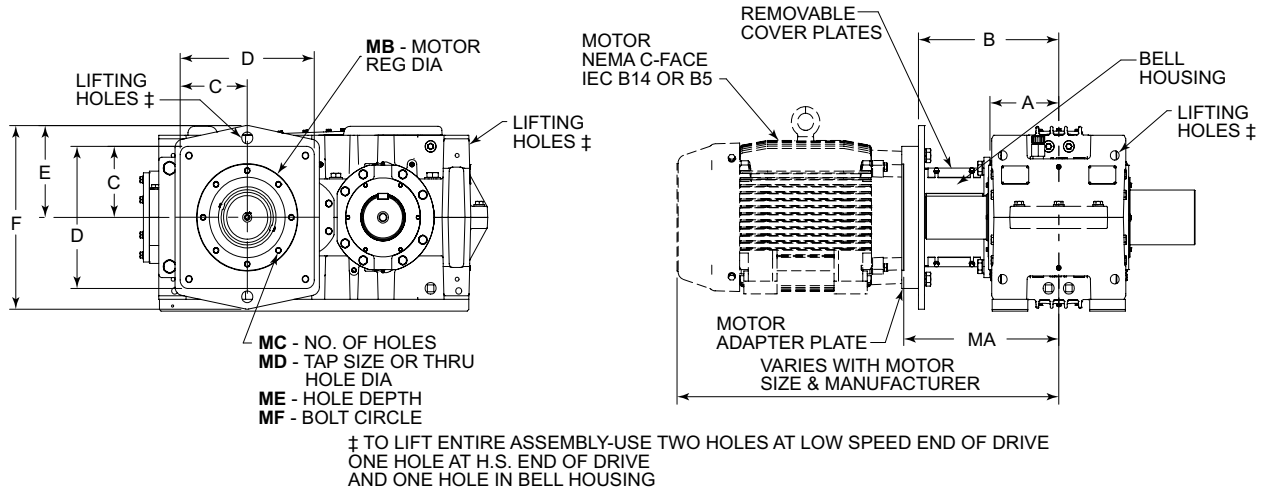
VR Motor Bracket (in)

Drive Size*	Motor Frame		High Speed Coupling		MA	MB ♦	MC	MD	ME	MBB ♦
			Wrapflex®	Steelflex®						
107	IEC	132	10R10	1040T10	8.97	0.78	29.33	1.29	49.48	0.59
		160	10R10	1040T10	8.97	0.78	31.53	1.29	51.69	1.62
		180	20R10	1050T10	8.97	0.78	34.33	1.29	54.48	0.85
		200	20R10	1060T10	8.99	0.78	37.13	1.29	57.29	-0.01
	NEMA	213T, 215T	10R10	1040T10	8.97	0.78	25.63	1.29	45.79	0.53
		254T, 256T	10R10	1040T10	8.97	0.78	30.53	1.29	50.69	1.66
117	IEC	132	20R10	1050T10	8.97	1.72	30.11	1.69	52.78	1.53
		160	20R10	1050T10	8.97	1.72	32.31	1.69	54.98	2.56
		180	20R10	1050T10	8.97	1.72	35.11	1.69	57.78	1.80
		200	20R10	1060T10	8.99	1.72	37.91	1.69	60.58	0.93
	225	30R10	1070T10	9.94	-0.60	38.46	1.69	61.13	-0.19	
	NEMA	213T, 215T	20R10	1050T10	8.97	1.73	26.41	1.69	49.08	1.47
254T, 256T		20R10	1050T10	8.97	1.73	31.31	1.69	53.98	2.60	
127	IEC	132	20R10	1060T10	8.97	2.87	30.50	2.56	56.09	2.68
		160	20R10	1060T10	8.97	2.87	32.70	2.56	58.29	3.70
		180	20R10	1060T10	8.97	2.87	35.50	2.56	61.09	2.94
		200	20R10	1060T10	8.99	2.87	38.30	2.56	63.89	2.07
	225	30R10	1070T10	9.94	0.54	38.85	2.56	64.44	0.96	
	NEMA	213T, 215T	20R10	1060T10	8.97	2.87	26.80	2.56	52.39	2.61
254T, 256T		20R10	1060T10	8.97	2.87	31.70	2.56	57.29	3.74	
133, 137	IEC	160	20R10	1060T10	8.97	3.46	34.29	2.36	62.24	4.30
		180	20R10	1060T10	8.97	3.46	37.07	2.36	65.04	3.52
		200	20R10	1060T10	8.99	3.46	39.87	2.36	67.83	2.67
		225	30R10	1070T10	9.94	1.12	40.43	2.36	68.39	1.55
	NEMA	254T, 256T	20R10	1060T10	8.97	3.46	33.27	2.36	61.33	4.33
		284T, 286T	20R10	1060T10	8.97	3.46	37.07	2.36	65.13	3.52
NEMA	324T, 326T	20R10	1060T10	8.99	3.46	39.87	2.36	67.93	2.52	
	364T, 365T	30R10	1070T10	9.94	1.12	40.39	2.36	68.45	1.40	

\* Dimensions are for reference only and are subject to change without notice unless certified. Available only for use with base-mounted drives; cannot be used with shaft-mounted drives.  
 Due to interference, motor brackets cannot be used on the same side of the housing as a backstop or shaft fan.  
 Shaft fan only - Mount shaft fan opposite bracket side.  
 Backstop only - Mount backstop opposite bracket side.  
 Backstop and fan - Mount backstop opposite bracket side, use electric fan.  
 Brackets for IEC motors are furnished blank/undrilled.  
 Brackets for NEMA motors are furnished slotted for motor mounting.

♦ Negative MB and MBB dimensions indicate bracket extends below drive feet. Customer must provide clearance for bracket and for motor mounting hardware.

C-Face Adapters / Double & Triple Reduction  
 Sizes 107-117 / Dimensions — Inches

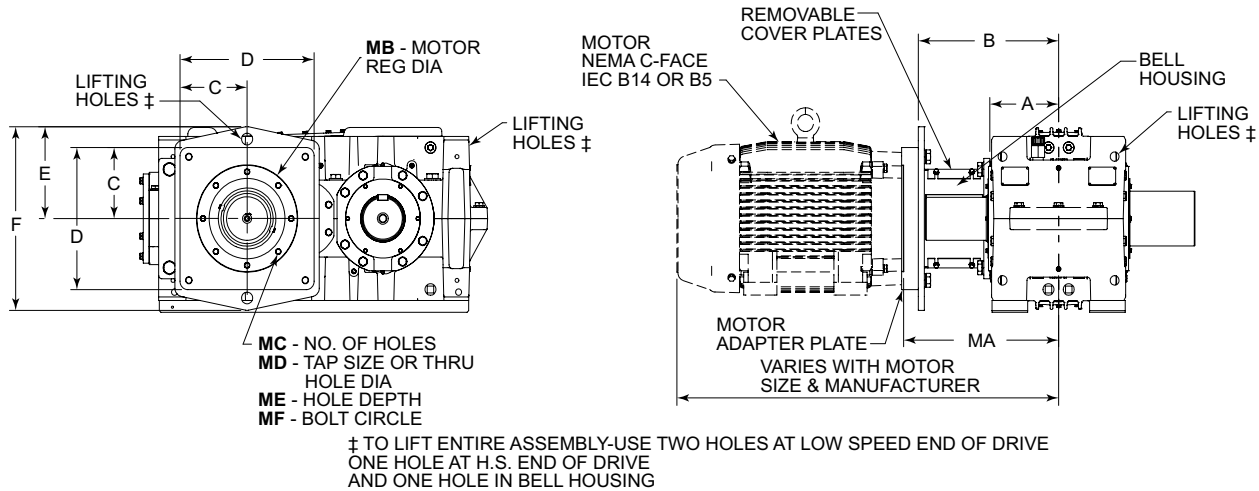


Dimensions (in)

Drive Size ★	Motor Type	Motor Frame	Motor Coupling		DIMENSIONS - INCHES †											
			Drive Reduction & Nominal Ratio		A	B	C	D	E	F	MA	MB (mm)	MC	MD	ME	MF
			VP2	VP3												
107	IEC B5	112	...	10R35	6.46	14.35	6.59	13.19	8.15	16.30	15.28	7.0866 H7	4	M12 x 1.75	THRU TAP HOLE	8.46
		132	...	10R35	6.46	14.35	6.59	13.19	8.15	16.30	15.28	9.0551 H7	4	M12 x 1.75		10.43
		160	20R10	20R35	6.46	14.35	6.59	13.19	8.15	16.30	16.61	9.8425 H7	4	M16 x 2.0		11.81
		180	20R10	20R35	6.46	14.35	6.59	13.19	8.15	16.30	16.61	9.8425 H7	4	M16 x 2.0		11.81
		200	30R10	...	6.46	14.35	9.06	18.11	8.15	16.30	16.77	11.8110 H7	4	M16 x 2.0		13.78
	225	40R10	...	6.46	14.35	9.06	18.11	8.15	16.30	17.03	13.7795 H7	8	M16 x 2.0	15.75		
	IEC B14	112	...	10R35	6.46	14.35	6.59	13.19	8.15	16.30	15.12	4.3307 H7	4	0.3937	THRU CLEARANCE HOLE	5.12
		132	...	10R35	6.46	14.35	6.59	13.19	8.15	16.30	15.12	5.1181 H7	4	0.4724		6.50
		160	20R10	20R35	6.46	14.35	6.59	13.19	8.15	16.30	16.61	7.0866 H7	4	0.5709		8.46
	NEMA	182/184TC	...	10R35	6.46	14.35	6.59	13.19	8.15	16.30	15.08	8.50 H7	4	0.5625	THRU CLEARANCE HOLE	7.25
		213/215TC	...	10R35	6.46	14.35	6.59	13.19	8.15	16.30	15.08	8.50 H7	4	0.5625		7.25
		254/256TC	20R10	20R35	6.46	14.35	6.59	13.19	8.15	16.30	15.08	8.50 H7	4	0.5625		7.25
284/286TC		20R10	20R35	6.46	14.35	6.59	13.19	8.15	16.30	16.65	10.50 H7	4	0.5625	9.00		
324/326TC		30R10	...	6.46	14.35	6.59	13.19	8.15	16.30	16.65	12.50 H7	4	0.6875	11.00		
364/365TC		40R10	...	6.46	14.35	6.59	13.19	8.15	16.30	16.65	12.50 H7	8	0.6875	11.00		
117	IEC B5	132	...	10R35	7.20	16.79	7.28	14.57	9.09	18.19	17.52	9.0551 H7	4	M12 x 1.75	THRU TAP HOLE	10.43
		160	...	20R35	7.20	16.79	7.28	14.57	9.09	18.19	18.35	9.8425 H7	4	M16 x 2.0		11.81
		180	20R35	20R35	7.20	16.79	7.28	14.57	9.09	18.19	18.35	9.8425 H7	4	M16 x 2.0		11.81
		200	30R35	30R35	7.20	16.79	7.28	14.57	9.09	18.19	18.50	11.8110 H7	4	M16 x 2.0		13.78
		225	40R10	...	7.20	16.79	8.07	16.14	9.09	18.19	18.76	13.7795 H7	8	M16 x 2.0		15.75
	250	40R10	...	7.20	16.79	10.71	21.42	9.09	18.19	18.76	17.7165 H7	8	M16 x 2.0	19.69		
	IEC B14	132	...	10R35	7.20	16.79	7.28	14.57	9.09	18.19	17.52	5.1181 H7	4	0.4724	THRU CLEARANCE HOLE	6.50
		160	...	20R35	7.20	16.79	7.28	14.57	9.09	18.19	18.35	7.0866 H7	4	0.5709		8.46
	NEMA	213/215TC	...	10R35	7.20	16.79	7.28	14.57	9.09	18.19	17.52	8.50 H7	4	0.5625	THRU CLEARANCE HOLE	7.25
		254/256TC	...	20R35	7.20	16.79	7.28	14.57	9.09	18.19	17.52	8.50 H7	4	0.5625		7.25
		284/286TC	20R10	20R35	7.20	16.79	7.28	14.57	9.09	18.19	17.52	10.50 H7	4	0.5625		9.00
		324/326TC	30R35	30R35	7.20	16.79	7.28	14.57	9.09	18.19	19.00	12.50 H7	4	0.6875		11.00
364/365TC		40R10	...	7.20	16.79	7.28	14.57	9.09	18.19	19.00	12.50 H7	8	0.6875	11.00		
404/405TC		40R10	...	7.20	16.79	7.28	14.57	9.09	18.19	19.00	12.50 H7	8	0.6875	11.00		

★ Dimensions are for reference only and are subject to change without notice unless certified.  
 † Due to interference, motor flanges cannot be used on the same side of the housing as a backstop or shaft fan.  
 Shaft fan only - Mount shaft fan opposite bracket side.  
 Backstop only - Mount backstop opposite bracket side.  
 Backstop and fan - Mount backstop opposite bracket side, use electric fan.

C-Face Adapters / Double & Triple Reduction  
 Sizes 127-137 / Dimensions — Inches



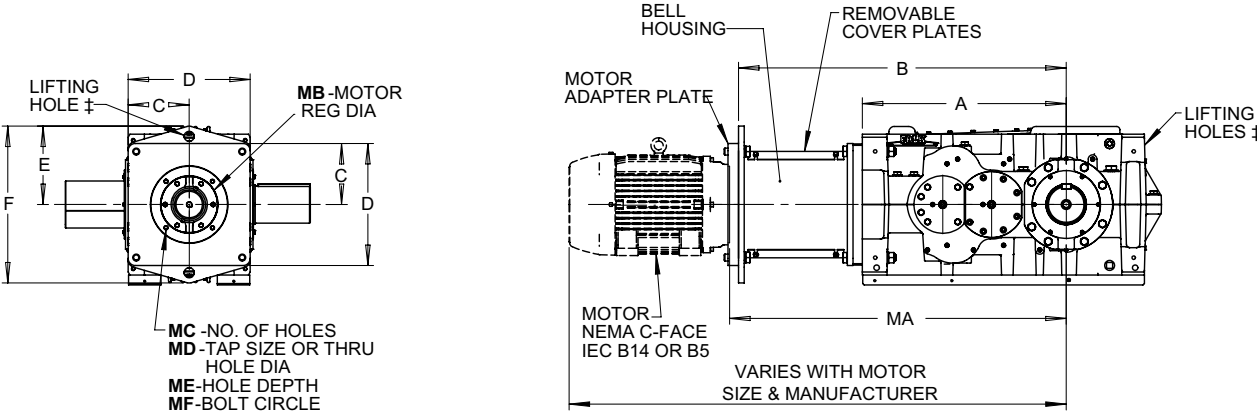
Dimensions (in)

Drive Size ★	Motor Type	Motor Frame	Motor Coupling		DIMENSIONS - INCHES †											
			Drive Reduction & Nominal Ratio		A	B	C	D	E	F	MA	MB (mm)	MC	MD	ME	MF
			VP2	VP3												
			ALL	ALL												
127	IEC B5	132	...	10R35	8.11	16.57	7.87	15.75	10.24	20.47	17.30	9.0551H7	4	M12 x 1.75	THRU TAP HOLE	10.43
		160	...	20R35	8.11	16.57	7.87	15.75	10.24	20.47	18.13	9.8425H7	4	M16 x 2.0		11.81
		180	...	20R35	8.11	16.57	7.87	15.75	10.24	20.47	18.13	9.8425H7	4	M16 x 2.0		11.81
		200	30R35	30R35	8.11	16.57	7.87	15.75	10.24	20.47	18.29	11.8110H7	4	M16 x 2.0		13.78
		225	40R10	40R10	8.11	16.57	8.07	16.14	10.24	20.47	18.54	13.7795H7	8	M16 x 2.0		15.75
		250	40R10	...	8.11	16.57	10.71	21.42	10.24	20.47	18.54	17.7165H7	8	M16 x 2.0		19.69
	IEC B14	132	...	10R35	8.11	16.57	7.87	15.75	10.24	20.47	17.30	5.1181H7	4	0.4724	THRU CLEARANCE HOLE	6.50
		160	...	20R35	8.11	16.57	7.87	15.75	10.24	20.47	18.13	7.0866H7	4	0.5709		8.46
		213/215TC	...	10R35	8.11	16.57	7.87	15.75	10.24	20.47	17.30	8.50H7	4	0.5625		7.25
		254/256TC	...	20R10	8.11	16.57	7.87	15.75	10.24	20.47	17.30	8.50H7	4	0.5625		7.25
		284/286TC	...	20R10	8.11	16.57	7.87	15.75	10.24	20.47	17.30	10.50H7	4	0.5625		9.00
		324/326TC	30R35	30R10	8.11	16.57	7.87	15.75	10.24	20.47	18.79	12.50H7	4	0.6875		11.00
133, 137	IEC B5	160	...	20R35	8.37	17.50	8.37	16.73	10.83	21.65	18.66	9.8425H7	4	M16 x 2.0	THRU TAP HOLE	11.81
		180	...	20R35	8.37	17.50	8.37	16.73	10.83	21.65	18.66	9.8425H7	4	M16 x 2.0		11.81
		200	...	30R35	8.37	17.50	8.37	16.73	10.83	21.65	18.66	11.8110H7	4	M16 x 2.0		13.78
		225	40R10	40R10	8.37	17.50	8.37	16.73	10.83	21.65	20.00	13.7795H7	8	M16 x 2.0		15.75
		250	40R10	40R10	8.37	17.50	11.38	22.76	10.83	21.65	19.49	17.7165H7	8	M16 x 2.0		19.69
		250	40R10	...	8.37	17.50	8.37	16.73	10.83	21.65	18.66	7.0866H7	4	0.5709		8.46
	IEC B14	160	...	20R35	8.37	17.50	8.37	16.73	10.83	21.65	18.66	7.0866H7	4	0.5709	THRU CLEARANCE HOLE	7.25
		254/256TC	...	20R35	8.37	17.50	8.37	16.73	10.83	21.65	18.23	8.50H7	4	0.5625		9.00
		284/286TC	...	20R35	8.37	17.50	8.37	16.73	10.83	21.65	18.71	10.50H7	4	0.5625		9.00
		324/326TC	...	30R35	8.37	17.50	8.37	16.73	10.83	21.65	19.33	12.50H7	4	0.6875		11.00
		364/365TC	40R10	40R10	8.37	17.50	8.37	16.73	10.83	21.65	19.33	12.50H7	8	0.6875		11.00
		405TC	40R10	40R10	8.37	17.50	8.37	16.73	10.83	21.65	20.28	12.50H7	8	0.6875		11.00

★ Dimensions are for reference only and are subject to change without notice unless certified.

† Due to interference, motor flanges cannot be used on the same side of the housing as a backstop or shaft fan.  
 Shaft fan only - Mount shaft fan opposite bracket side.  
 Backstop only - Mount backstop opposite bracket side.  
 Backstop and fan - Mount backstop opposite bracket side, use electric fan.

C-Face Adapters / Double & Triple Reduction  
 Sizes 107-117 / Dimensions — Inches



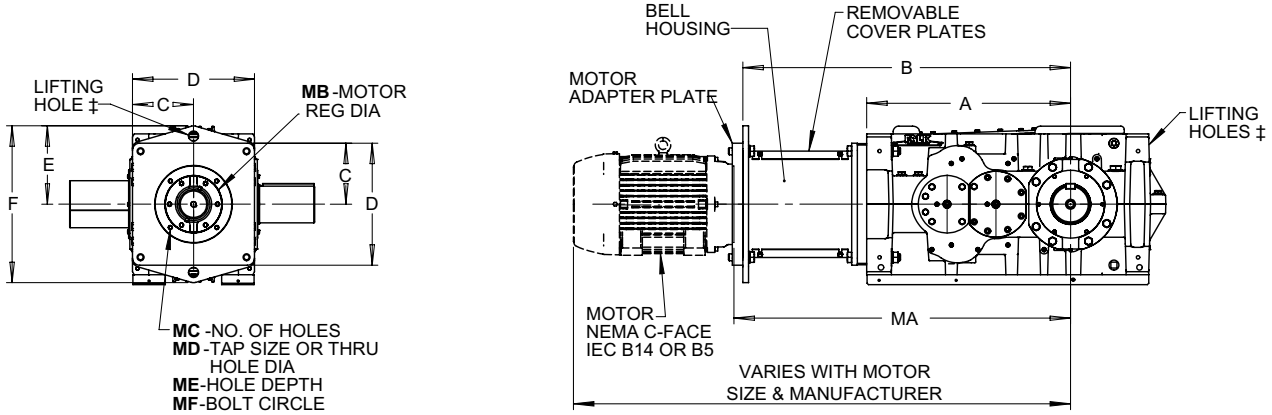
‡ TO LIFT ENTIRE ASSEMBLY-USE TWO HOLES AT LOW SPEED END OF DRIVE AND ONE HOLE IN BELL HOUSING

Dimensions (in)

Drive Size ★	Motor Type	Motor Frame	Motor Coupling		DIMENSIONS - INCHES †												
			Drive Reduction & Nominal Ratio		A	B	C	D	E	F	MA	MB (mm)	MC	MD	ME	MF	
			VR2	VR3													
107	IEC B5	132	10R10	10R10	20.16	33.45	6.85	13.70	8.15	16.30	34.37	9.0551 H7	4	M12 x 1.75	THRU TAP HOLE	10.43	
		160	20R10	20R10	20.16	33.45	6.85	13.70	8.15	16.30	35.71	9.8425 H7	4	M16 x 2.0		11.81	
		180	20R10	20R10	20.16	33.45	6.85	13.70	8.15	16.30	35.71	9.8425 H7	4	M16 x 2.0		11.81	
		200	30R10	30R10	20.16	33.45	6.85	13.70	8.15	16.30	35.87	11.8110 H7	4	M16 x 2.0		13.78	
		225	30R10	30R10	20.16	33.45	6.85	13.70	8.15	16.30	36.12	13.7795 H7	8	M16 x 2.0		15.75	
	IEC B14	132	10R10	10R10	20.16	33.45	6.85	13.70	8.15	16.30	34.21	5.1181 H7	4	0.4724	THRU CLEARANCE HOLE	6.50	
		160	20R10	20R10	20.16	33.45	6.85	13.70	8.15	16.30	35.71	7.0866 H7	4	0.5709		8.46	
		NEMA	213/215TC	10R10	10R10	20.16	33.45	6.85	13.70	8.15	16.30	34.17	8.50 H7	4		0.5625	7.25
			254/256TC	20R10	20R10	20.16	33.45	6.85	13.70	8.15	16.30	34.17	8.50 H7	4		0.5625	7.25
			284/286TC	20R10	20R10	20.16	33.45	6.85	13.70	8.15	16.30	35.75	10.50 H7	4		0.5625	9.00
324/326TC	30R10	30R10	20.16	33.45	6.85	13.70	8.15	16.30	35.75	12.50 H7	4	0.6875	11.00				
117	IEC B5	132	20R10	20R10	22.68	37.09	7.28	14.57	9.09	18.19	37.81	9.0551 H7	4	M12 x 1.75	THRU TAP HOLE	10.43	
		160	20R10	20R10	22.68	37.09	7.28	14.57	9.09	18.19	38.64	9.8425 H7	4	M16 x 2.0		11.81	
		180	20R10	20R10	22.68	37.09	7.28	14.57	9.09	18.19	38.64	9.8425 H7	4	M16 x 2.0		11.81	
		200	30R10	30R10	22.68	37.09	7.28	14.57	9.09	18.19	38.80	11.8110 H7	4	M16 x 2.0		13.78	
		225	30R10	30R10	22.68	37.09	7.28	14.57	9.09	18.19	39.06	13.7795 H7	8	M16 x 2.0		15.75	
	250	40R10	40R10	22.68	37.09	7.28	14.57	9.09	18.19	39.06	17.7165 H7	8	M16 x 2.0		19.69		
	IEC B14	132	20R10	20R10	22.68	37.09	7.28	14.57	9.09	18.19	37.81	5.1181 H7	4	0.4724	THRU CLEARANCE HOLE	6.50	
		160	20R10	20R10	22.68	37.09	7.28	14.57	9.09	18.19	38.64	7.0866 H7	4	0.5709		8.46	
		NEMA	213/215TC	20R10	20R10	22.68	37.09	7.28	14.57	9.09	18.19	37.81	8.50 H7	4		0.5625	7.25
			254/256TC	20R10	20R10	22.68	37.09	7.28	14.57	9.09	18.19	37.81	8.50 H7	4		0.5625	7.25
284/286TC			20R10	20R10	22.68	37.09	7.28	14.57	9.09	18.19	37.81	10.50 H7	4	0.5625		9.00	
324/326TC	30R10	30R10	22.68	37.09	7.28	14.57	9.09	18.19	39.29	12.50 H7	4	0.6875	11.00				
364/365TC	40R10	40R10	22.68	37.09	7.28	14.57	9.09	18.19	39.29	12.50 H7	8	0.6875	11.00				

★ Dimensions are for reference only and are subject to change without notice unless certified.  
 † Due to interference, motor flanges cannot be used with a shaft fan. If cooling is required, use electric fan.

C-Face Adapters / Double & Triple Reduction  
 Sizes 127-137 / Dimensions — Inches



‡ TO LIFT ENTIRE ASSEMBLY-USE TWO HOLES AT LOW SPEED END OF DRIVE AND ONE HOLE IN BELL HOUSING

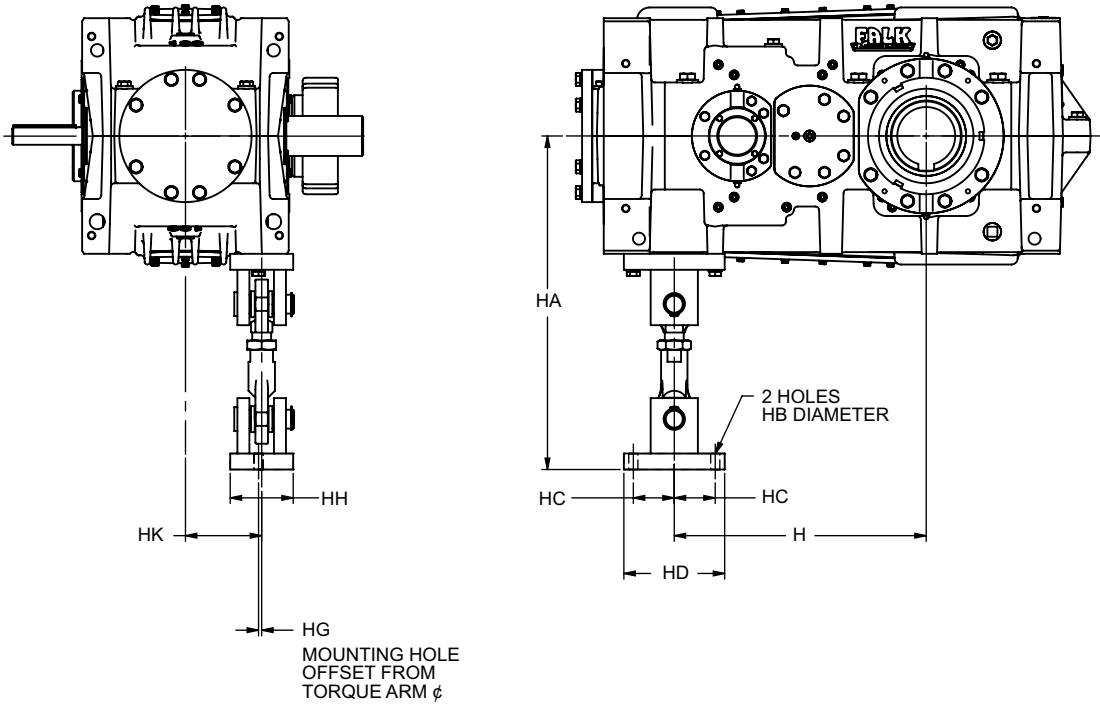
Dimensions (in)

Drive Size ★	Motor Type	Motor Frame	Motor Coupling		DIMENSIONS - INCHES †											
			Drive Reduction & Nominal Ratio		A	B	C	D	E	F	MA	MB (mm)	MC	MD	ME	MF
			VR2	VR3												
			ALL	ALL												
127	IEC B5	132	20R10	20R10	25.59	40.45	7.87	15.75	10.24	20.47	41.18	9.0551H7	4	M12 x 1.75	THRU TAP HOLE	10.43
		160	20R10	20R10	25.59	40.45	7.87	15.75	10.24	20.47	42.01	9.8425H7	4	M16 x 2.0		11.81
		180	20R10	20R10	25.59	40.45	7.87	15.75	10.24	20.47	42.01	9.8425H7	4	M16 x 2.0		11.81
		200	30R10	30R10	25.59	40.45	7.87	15.75	10.24	20.47	42.17	11.8110H7	4	M16 x 2.0		13.78
		225	30R10	30R10	25.59	40.45	7.87	15.75	10.24	20.47	42.42	13.7795H7	8	M16 x 2.0		15.75
	250	40R10	40R10	25.59	40.45	7.87	15.75	10.24	20.47	42.42	17.7165H7	8	M16 x 2.0	19.69		
	IEC B14	132	20R10	20R10	25.59	40.45	7.87	15.75	10.24	20.47	41.18	5.1181H7	4	0.4724	THRU CLEARANCE HOLE	6.50
		160	20R10	20R10	25.59	40.45	7.87	15.75	10.24	20.47	42.01	7.0866H7	4	0.5709		8.46
		213/215TC	20R10	20R10	25.59	40.45	7.87	15.75	10.24	20.47	41.18	8.50H7	4	0.5625		7.25
		254/256TC	20R10	20R10	25.59	40.45	7.87	15.75	10.24	20.47	41.18	8.50H7	4	0.5625		7.25
284/286TC		20R10	20R10	25.59	40.45	7.87	15.75	10.24	20.47	41.18	10.50H7	4	0.5625	9.00		
NEMA	324/326TC	30R10	30R10	25.59	40.45	7.87	15.75	10.24	20.47	42.67	12.50H7	4	0.6875	11.00		
	364/365TC	40R10	40R10	25.59	40.45	7.87	15.75	10.24	20.47	43.60	12.50H7	8	0.6875	11.00		
	404/405TC	40R10	40R10	25.59	40.45	7.87	15.75	10.24	20.47	43.60	12.50H7	8	0.6875	11.00		
	IEC B5	160	20R10	20R10	27.95	44.92	8.37	16.73	10.79	21.57	46.08	9.8425H7	4	M16 x 2.0	THRU TAP HOLE	11.81
		180	20R10	20R10	27.95	44.92	8.37	16.73	10.79	21.57	46.08	9.8425H7	4	M16 x 2.0		11.81
200		30R10	30R10	27.95	44.92	8.37	16.73	10.79	21.57	46.08	11.8110H7	4	M16 x 2.0	13.78		
225		30R10	30R10	27.95	44.92	8.37	16.73	10.79	21.57	47.42	13.7795H7	8	M16 x 2.0	15.75		
250		40R10	40R10	27.95	44.92	8.37	16.73	10.79	21.57	46.89	17.7165H7	8	M16 x 2.0	19.69		
133, 137	IEC B14	160	20R10	20R10	27.95	44.92	8.37	16.73	10.79	21.57	45.87	7.0866H7	4	0.5709	THRU CLEARANCE HOLE	8.46
		254/256TC	20R10	20R10	27.95	44.92	8.37	16.73	10.79	21.57	45.65	8.50H7	4	0.5625		7.25
	284/286TC	20R10	20R10	27.95	44.92	8.37	16.73	10.79	21.57	46.13	10.50H7	4	0.5625	9.00		
	324/326TC	30R10	30R10	27.95	44.92	8.37	16.73	10.79	21.57	46.76	12.50H7	4	0.6875	11.00		
	364/365TC	40R10	40R10	27.95	44.92	8.37	16.73	10.79	21.57	46.76	12.50H7	8	0.6875	11.00		
	404/405TC	40R10	40R10	27.95	44.92	8.37	16.73	10.79	21.57	47.70	12.50H7	8	0.6875	11.00		

★ Dimensions are for reference only and are subject to change without notice unless certified.

† Due to interference, motor flanges cannot be used with a shaft fan. If cooling is required, use electric fan.

Torque Arm / Double & Triple Reduction  
 Sizes 107-117 / Dimensions — Inches

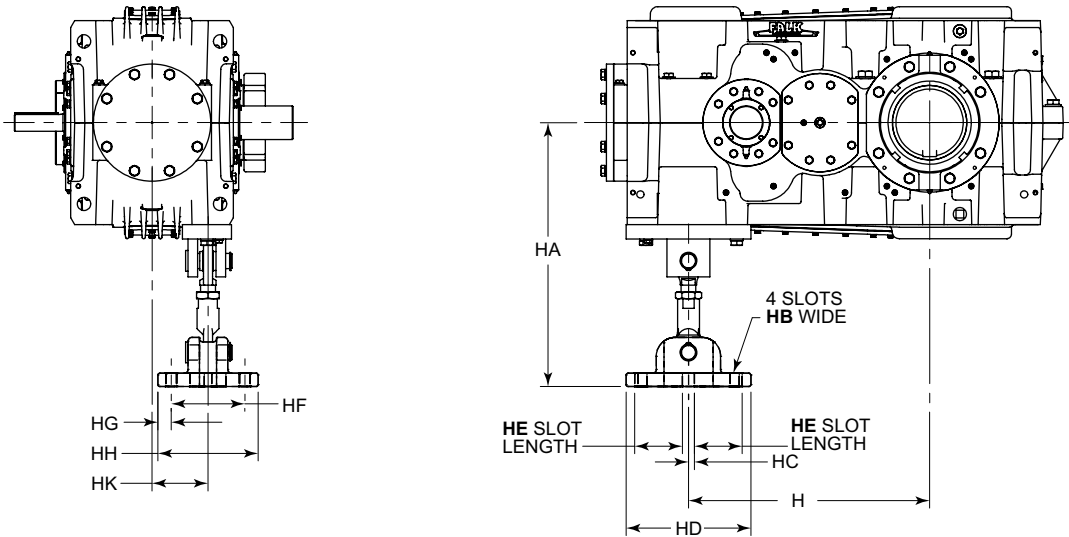


Dimensions (in)

Drive Size*	H	HA		HB	HC	HD	HG	HH	HK
		Min	Max						
107	15.75	20.55	21.06	0.57	2.56	6.30	0.20	3.94	4.76
117	18.17	21.50	22.01	0.73	3.29	8.86	0.00	3.94	5.04

\* Dimensions are for reference only and are subject to change without notice unless certified.

Torque Arm / Double & Triple Reduction  
 Sizes 127-157 / Dimensions — Inches

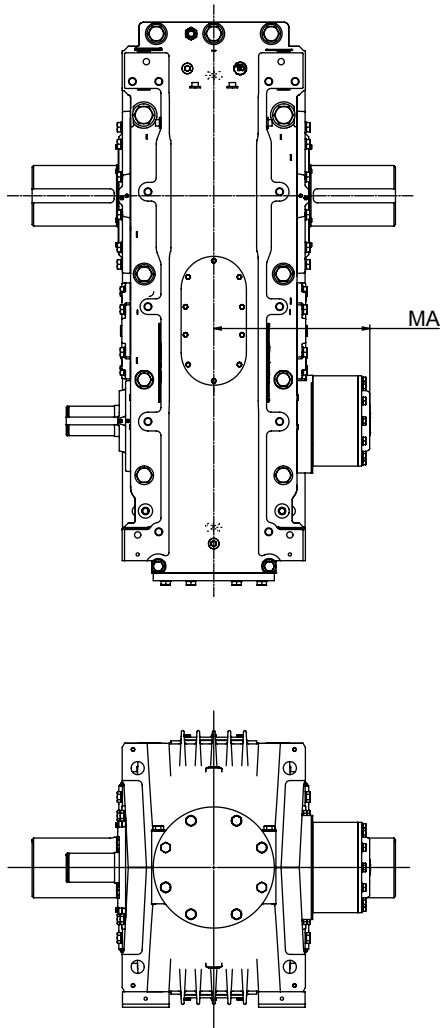


Dimensions (in)

Drive Size*	H	HA		HB	HC	HD	HE	HF	HG	HH	HK
		Min	Max								
127	19.88	25.20	26.10	1.10	0.63	12.99	4.65	7.68	1.38	10.43	5.75
133, 137	20.55	25.91	26.81	1.10	0.63	12.99	4.65	7.68	1.38	10.43	6.10
143, 147	25.12	26.89	27.80	1.10	0.63	12.99	4.65	7.68	1.38	10.43	5.71
153, 157	29.33	27.87	28.78	1.10	0.63	12.99	4.65	7.68	1.38	10.43	6.69

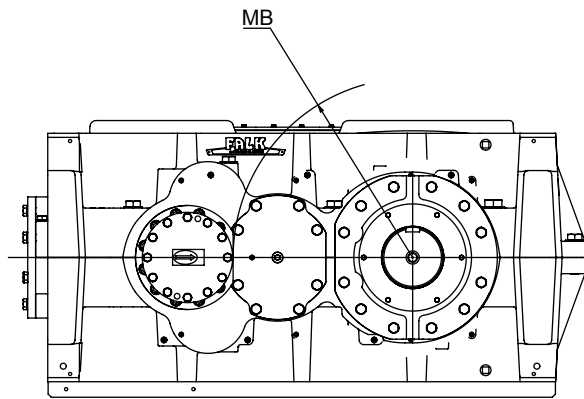
\* Dimensions are for reference only and are subject to change without notice unless certified.

Backstop Clearance  
 Sizes 107-187 / Dimensions — Inches



NOTE: Check for backstop interference with couplings, sprockets, and sheaves.

NOTE: If shaft fan is required, refer to page 249 for useable shaft length (FG).



VP2 Backstop Clearance Dimensions (in)

Drive Size★	Ratios	MA	MB
107	5.60 - 20.0	10.16	9.04
	22.4 - 28.0	8.31	9.73
117	5.60 - 20.0	10.52	10.78
	22.4 - 28.0	10.16	11.50
127	5.60 - 20.0	12.29	11.70
	22.4 - 28.0	10.31	12.39
133, 137	5.60 - 20.0	14.12	13.18
	22.4 - 28.0	12.04	13.48
143, 147	5.60 - 20.0	13.07	14.95
	22.4 - 28.0	12.60	15.34
153, 157	5.60 - 20.0	16.32	17.90
	22.4 - 28.0	13.38	18.30
163, 167	5.60 - 20.0	16.85	19.97
	22.4 - 28.0	14.06	20.66
173, 177	5.00 - 18.0	19.77	21.84
	20.0 - 25.0	16.54	22.72
187	5.60 - 20.0	19.77	22.82
	22.4 - 28.0	16.54	23.71

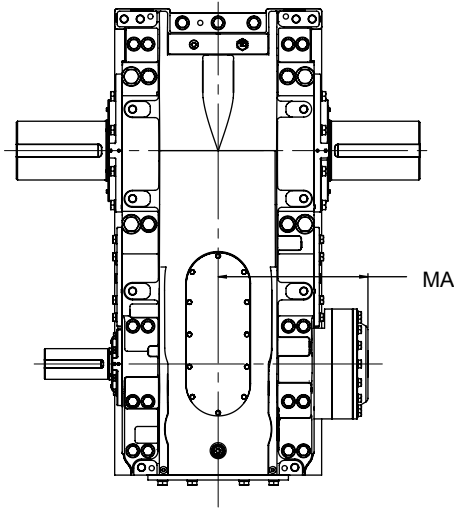
★ Dimensions are for reference only and are subject to change without notice unless certified.

VP3 Backstop Clearance Dimensions (in)

Drive Size★	Ratios	MA	MB
107	31.5 - 112	8.41	9.93
	125 - 160	8.01	10.13
117	31.5 - 112	9.43	11.31
	125 - 160	9.04	11.60
127	31.5 - 112	11.10	13.28
	125 - 160	10.57	13.47
133, 137	31.5 - 112	10.63	13.97
	125 - 160	10.41	15.06
143, 147	31.5 - 112	11.99	15.65
	125 - 160	11.12	17.03
153, 157	31.5 - 112	12.71	18.61
	125 - 160	11.92	19.45
163, 167	31.5 - 112	14.33	20.66
	125 - 160	12.29	22.04
173, 177	28.0 - 100	15.24	23.41
	112 - 140	13.62	24.60
187	31.5 - 112	15.24	24.40
	125 - 160	13.62	25.58

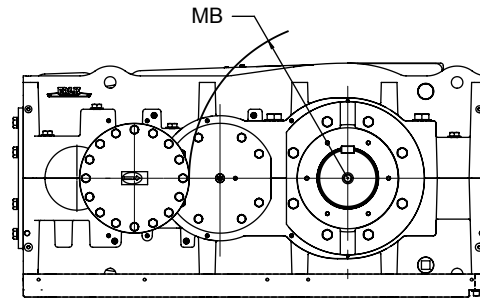
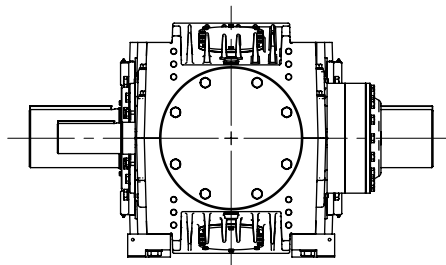
★ Dimensions are for reference only and are subject to change without notice unless certified.

Backstop Clearance  
 Sizes 193-227 / Dimensions — Inches



NOTE: Check for backstop interference with couplings, sprockets, and sheaves.

NOTE: If shaft fan is required, refer to page 250 for useable shaft length (FG).



**VP2 Backstop Clearance Dimensions (in)**

Drive Size★	Ratios	MA	MB
193, 197	5.00 - 18.0	23.09	24.41
	20.0 - 25.0	21.64	27.15
203, 207	5.60 - 20.0	23.09	24.41
	22.4 - 28.0	21.64	27.15
213, 217	5.00 - 18.0	27.64	30.48
	20.0 - 25.0	23.27	32.86
223, 227	5.60 - 20.0	27.64	30.48
	22.4 - 28.0	23.27	32.86

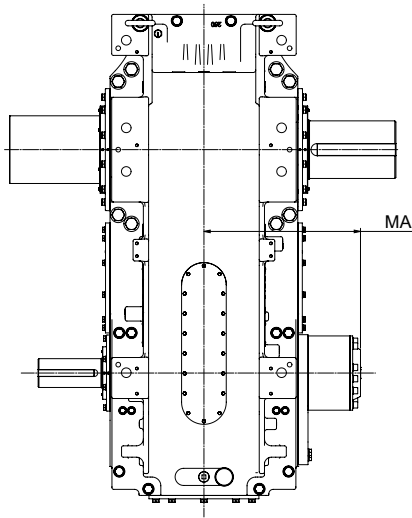
★ Dimensions are for reference only and are subject to change without notice unless certified.

**VP3 Backstop Clearance Dimensions (in)**

Drive Size★	Ratios	MA	MB
193, 197	28.0 - 100	20.20	37.60
	112 - 140	19.24	38.29
203, 207	31.5 - 112	20.20	37.60
	125 - 160	19.24	38.29
213, 217	28.0 - 100	23.35	43.10
	112 - 140	22.13	44.69
223, 227	31.5 - 112	23.35	43.10
	125 - 160	22.13	44.69

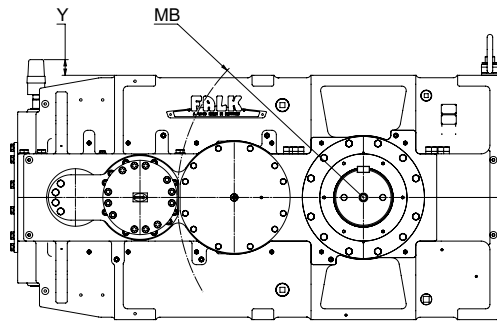
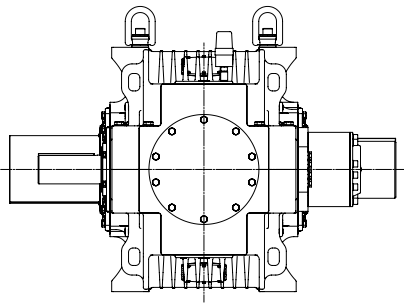
★ Dimensions are for reference only and are subject to change without notice unless certified.

Backstop Clearance  
 Sizes 237-277 / Dimensions — Inches



NOTE: Check for backstop interference with couplings, sprockets, and sheaves.

NOTE: If shaft fan is required, refer to page 251 for useable shaft length (FG).



VP2 Backstop Clearance Dimensions (in)

Drive Size★	Ratios	MA	MB
237	5.6:1 - 10.0:1	29.42	35.59
	11.2:1 - 20.0:1	26.70	35.44
	22.4:1 - 28.0:1	25.95	35.83
243, 247	5.6:1 - 10.0:1	29.65	38.00
	11.2:1 - 20.0:1	28.94	39.18
	22.4:1 - 28.0:1	28.19	41.72
253, 257	5.6:1 - 10.0:1	35.32	42.02
	11.2:1 - 20.0:1	31.46	42.27
	22.4:1 - 28.0:1	29.61	44.67
263, 267	5.6:1 - 10.0:1	36.27	44.89
	11.2:1 - 20.0:1	30.52	45.48
	22.4:1 - 28.0:1	31.19	46.26
273, 277	5.6:1 - 10.0:1	37.96	49.81
	11.2:1 - 20.0:1	35.48	50.30
	22.4:1 - 28.0:1	32.76	51.97

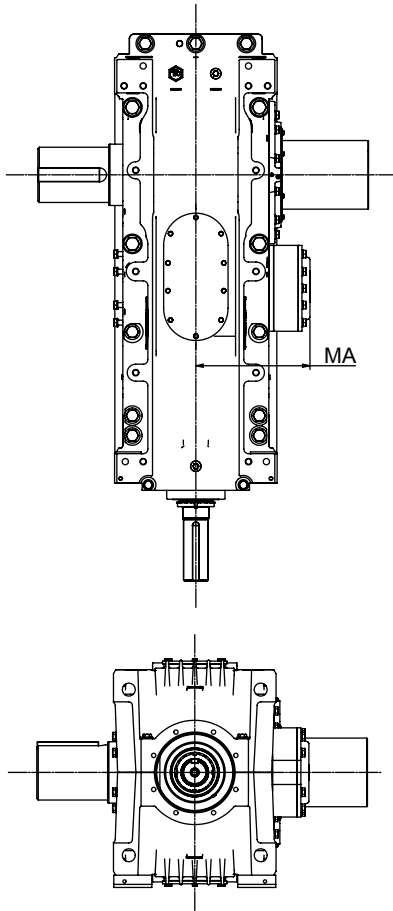
★ Dimensions are for reference only and are subject to change without notice unless certified.

VP3 Backstop Clearance Dimensions (in)

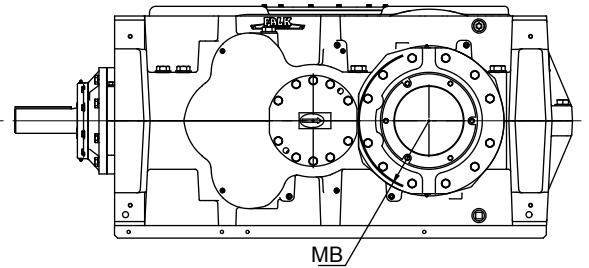
Drive Size★	Ratios	MA	MB
237	31.5:1 - 112:1	24.45	49.41
	125:1 - 160:1	23.43	50.99
243, 247	31.5:1 - 112:1	26.03	54.91
	125:1 - 160:1	24.97	56.49
253, 257	31.5:1 - 112:1	27.45	59.24
	125:1 - 160:1	26.38	60.81
263, 267	31.5:1 - 112:1	30.55	64.95
	125:1 - 160:1	28.40	64.97
273, 277	31.5:1 - 56.0:1	32.17	71.64
	63.0:1 - 112.0:1	29.61	
	125:1 - 160:1	29.93	

★ Dimensions are for reference only and are subject to change without notice unless certified.

Backstop Clearance  
 Sizes 107-187 / Dimensions — Inches



NOTE: Check for backstop interference with couplings, sprockets, and sheaves.

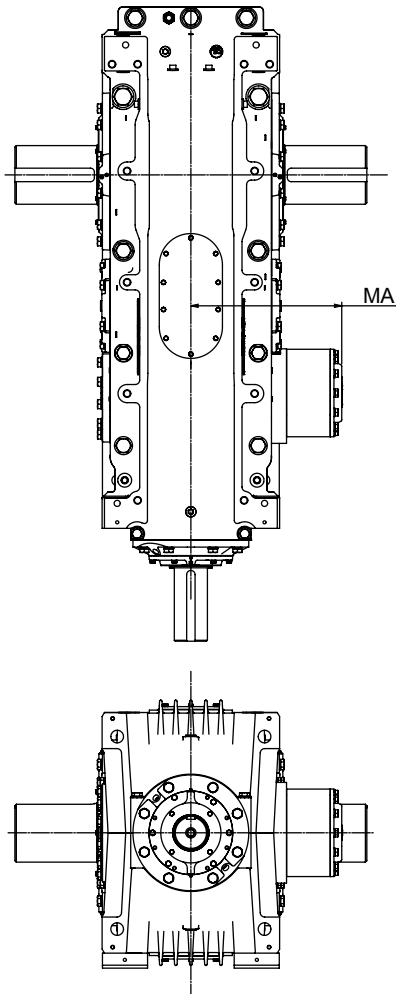


**VR2 Backstop Clearance Dimensions (in)**

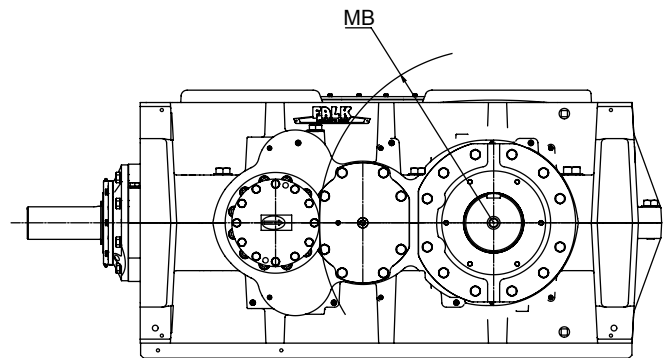
Drive Size★	Ratios	MA	MB
107	ALL	9.61	4.51
117	ALL	11.50	4.81
127	ALL	11.89	5.12
133, 137	ALL	13.24	5.40
143, 147	ALL	15.48	7.27
153, 157	ALL	14.96	7.47
163, 167	ALL	14.65	9.06
173, 177	ALL	19.41	10.42
187	ALL	19.41	11.40

★ Dimensions are for reference only and are subject to change without notice unless certified.

Backstop Clearance  
 Sizes 107-187 / Dimensions — Inches



NOTE: Check for backstop interference with couplings, sprockets, and sheaves.

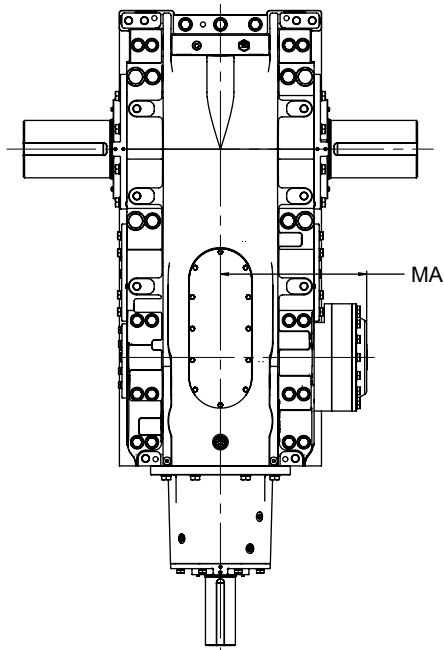


VR3 Backstop Clearance Dimensions (in)

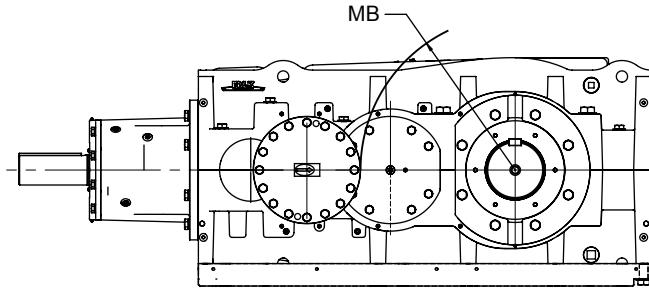
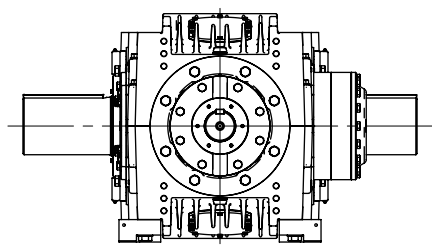
Drive Size ★	Ratios	MA	MB
107	14.0 - 50.0 & 80.0 - 90.0	10.16	9.04
	56.0 - 71.0 & 100 - 125	8.31	9.73
117	14.0 - 50.0 & 80.0 - 90.0	10.52	10.78
	56.0 - 71.0 & 100 - 125	10.16	11.50
127	14.0 - 50.0 & 80.0 - 90.0	12.29	11.70
	56.0 - 71.0 & 100 - 125	10.31	12.39
133, 137	14.0 - 50.0 & 80.0 - 90.0	14.12	13.18
	56.0 - 71.0 & 100 - 125	12.04	13.48
143, 147	14.0 - 50.0 & 80.0 - 90.0	13.07	14.95
	56.0 - 71.0 & 100 - 125	12.60	15.34
153, 157	14.0 - 50.0 & 80.0 - 90.0	16.32	17.90
	56.0 - 71.0 & 100 - 125	13.38	18.30
163, 167	14.0 - 50.0 & 80.0 - 90.0	16.85	19.97
	56.0 - 71.0 & 100 - 125	14.06	20.66
173, 177	12.5 - 45.0 & 71.0 - 80.0	19.77	21.84
	50.0 - 63.0 & 90.0 - 112	16.54	22.72
187	14.0 - 50.0 & 80.0 - 90.0	19.77	22.82
	56.0 - 71.0 & 100 - 125	16.54	23.71

★ Dimensions are for reference only and are subject to change without notice unless certified.

Backstop Clearance  
 Sizes 193-227 / Dimensions — Inches



NOTE: Check for backstop interference with couplings, sprockets, and sheaves.

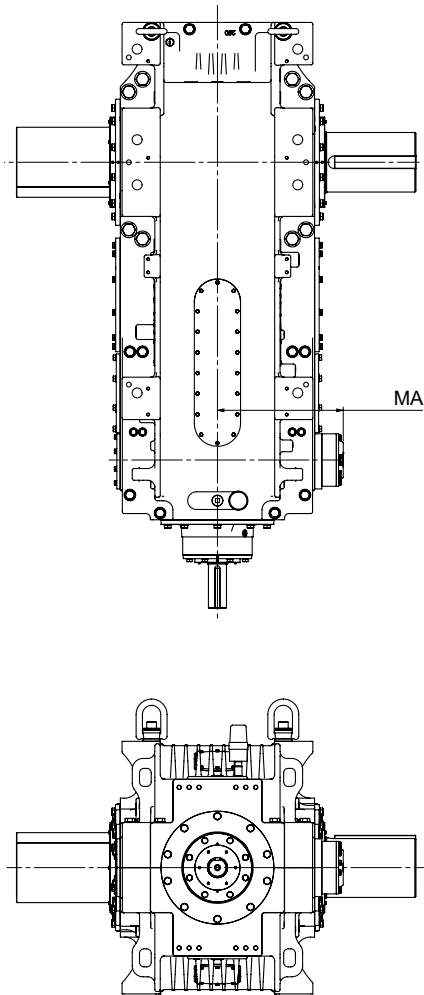


**VR3 Backstop Clearance Dimensions (in)**

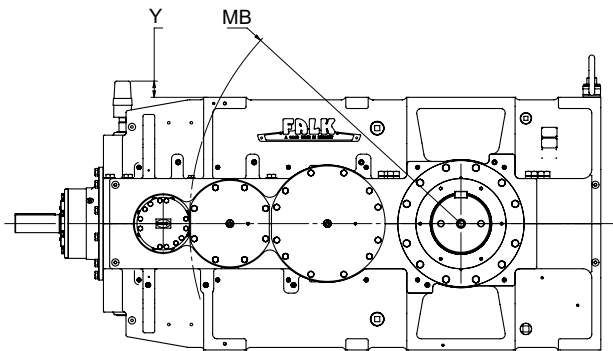
Drive Size★	Ratios	MA	MB
193, 197	8.00 - 45.0 & 71.0 - 80.0	23.09	24.41
	50.0 - 63.0 & 90.0 - 112	21.64	27.15
203, 207	9.00 - 50.0 & 80.0 - 90.0	23.09	24.41
	56.0 - 71.0 & 100 - 125	21.64	27.15
213, 217	8.00 - 45.0 & 71.0 - 80.0	27.64	30.48
	50.0 - 63.0 & 90.0 - 112	23.27	32.86
223, 227	9.001 - 50.0 & 80.0 - 90.0	27.64	30.48
	56.0 - 71.0 & 100 - 125	23.27	32.86

★ Dimensions are for reference only and are subject to change without notice unless certified.

Backstop Clearance  
 Sizes 237-277 / Dimensions — Inches



NOTE: Check for backstop interference with couplings, sprockets, and sheaves.



VR3 Backstop Clearance Dimensions (in)

Drive Size★	Ratios	MA	MB
237	9.00:1 - 50:1 & 80.0:1 - 90.0:1	26.70	35.44
	56.0:1 - 71:1 & 100:1 - 125:1	25.95	35.83
243, 247	9.00:1 - 25.0:1	29.65	38.00
	28.0:1 - 50.0:1 & 80:1 - 90:1	28.94	39.18
	56.0:1 - 71:1 & 100:1 - 125:1	28.19	41.72
253, 257	9.00:1 - 50:1 & 80.0:1 - 90.0:1	31.46	42.27
	56.0:1 - 71:1 & 100:1 - 125:1	29.61	44.67
263, 267	9.00:1 - 25.0:1	36.27	44.89
	28.0:1 - 50.0:1 & 80:1 - 90:1	30.52	45.48
	56.0:1 - 71:1 & 100:1 - 125:1	31.19	46.26
273, 277	9.00:1 - 50:1 & 80.0:1 - 90.0:1	35.48	50.30
	56.0:1 - 71:1 & 100:1 - 125:1	32.76	51.97

★ Dimensions are for reference only and are subject to change without notice unless certified.

VR4 Backstop Clearance Dimensions (in)

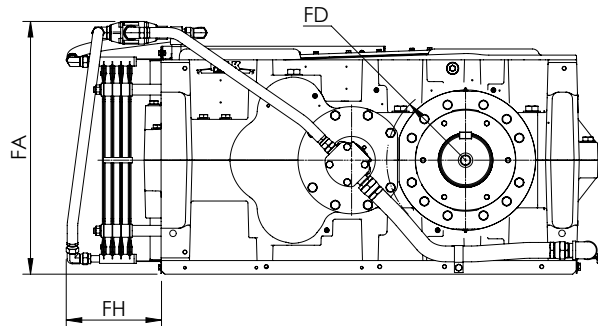
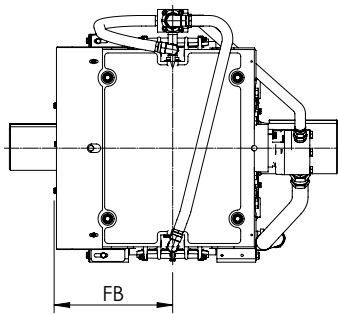
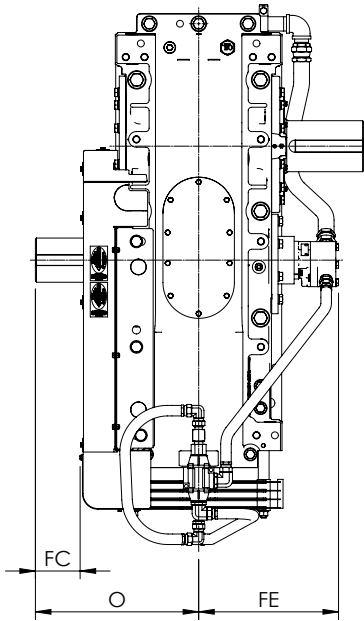
Drive Size★	Ratios	MA	MB
237	140:1 - 200:1	24.45	49.41
	224:1 - 710:1	23.43	50.99
243, 247	140:1 - 200:1	26.03	54.91
	224:1 - 710:1	24.97	56.49
253, 257	140:1 - 200:1	27.45	59.24
	224:1 - 710:1	26.38	60.81
263, 267	140:1 - 200:1	30.55	64.95
	224:1 - 710:1	28.40	64.97
273, 277	140:1 - 200:1	29.61	71.64
	224:1 - 710:1	29.93	

★ Dimensions are for reference only and are subject to change without notice unless certified.

DuraPlate

Sizes **127-187** / Dimensions — Inches

U.S. Patent No. 9,599,406



**VP1 DuraPlate Clearance Dimensions (in)**

Drive Size★	Ratios	FA †	FB	FC ‡	FD *	FE	FH	O
<b>127</b>	ALL	27.54	11.02	3.70	4.92	14.26	11.02	14.76
<b>133, 137</b>	ALL	29.21	12.70	4.30	5.71	14.73	11.02	17.05
<b>143, 147</b>	ALL	31.22	12.79	4.33	6.50	15.27	11.02	17.17
<b>153, 157</b>	ALL	33.19	13.72	5.13	7.68	16.19	11.02	18.90
<b>163, 167</b>	ALL	36.43	14.37	6.30	9.84	17.68	10.81	20.79
<b>173, 177</b>	ALL	41.66	15.90	6.69	11.02	19.33	11.60	22.64
<b>187</b>	ALL	41.66	15.90	6.69	12.01	19.33	11.60	22.64

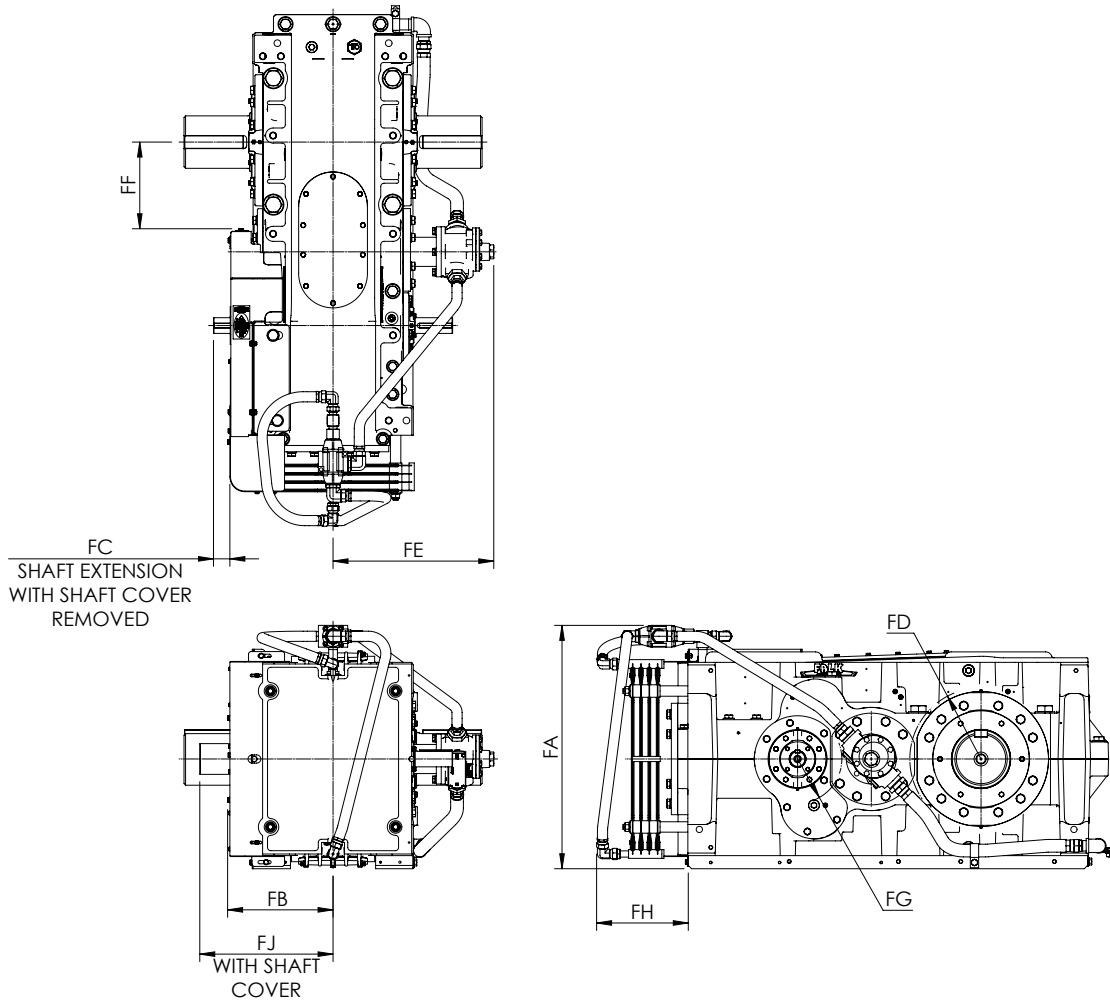
★ Dimensions are for reference only and are subject to change without notice unless certified.

† Includes 3.94" for hose clearance.

‡ Allows 0.12" clearance from shroud.

\* Clearance to first point of interference at a depth of 1.0 times shaft extension diameter.

**DuraPlate**  
**Sizes 107-187 / Dimensions — Inches**  
 U.S. Patent No. 9,599,406



**VP2 DuraPlate Clearance Dimensions (in)**

Drive Size★	Ratios	FA †	FB	FC ‡	FD *	FE	FF	FG *	FH	FJ
107	ALL	24.13	8.17	2.92	4.53	11.81	5.03	2.17	10.55	11.09
117	ALL	25.48	9.53	2.53	5.51	12.60	4.70	2.56	10.55	12.09
127	ALL	27.04	10.12	2.67	5.91	13.64	6.28	3.15	11.00	12.84
133, 137	ALL	28.71	11.29	2.05	6.50	14.00	8.44	3.74	11.00	13.49
143, 147	ALL	31.22	11.49	3.11	7.48	14.31	8.44	4.53	11.00	14.83
153, 157	ALL	33.19	12.67	3.15	9.06	17.56	10.41	4.92	11.00	16.02
163, 167	ALL	36.43	13.93	3.84	9.84	18.38	12.58	5.71	10.81	17.83
173, 177	ALL	41.65	15.11	3.86	10.43	21.56	14.55	6.30	11.59	19.05
187	ALL	41.65	15.11	3.86	11.42	21.56	15.53	6.30	11.59	19.05

★ Dimensions are for reference only and are subject to change without notice unless certified.  
 † Includes 3.94" for hose clearance.  
 ‡ Allows 0.12" clearance from shroud.  
 \* Clearance to first point of interference at a depth of 1.0 times shaft extension diameter.

**VP3 DuraPlate Clearance Dimensions (in)**

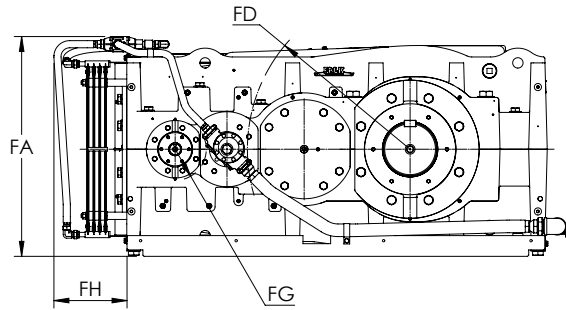
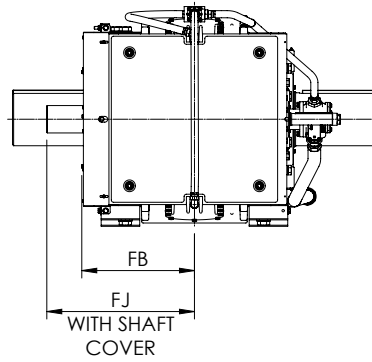
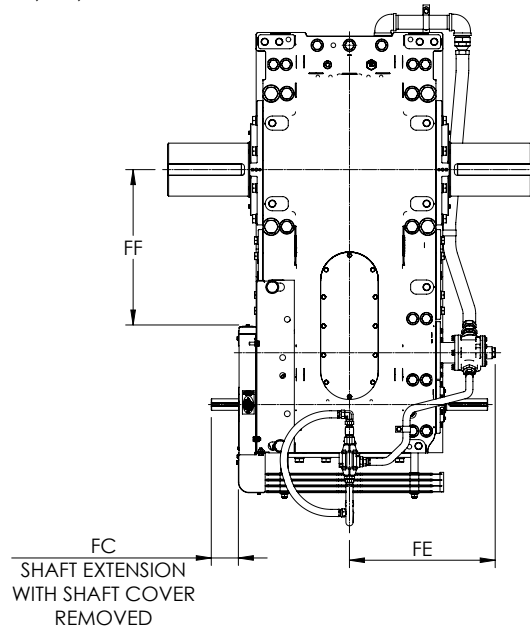
Drive Size★	Ratios	FA †	FB	FC ‡	FD *	FE	FF	FG *	FH	FJ
107		- NOT AVAILABLE -								
117		- NOT AVAILABLE -								
127		- NOT AVAILABLE -								
133, 137	ALL	28.71	10.81	1.34	6.30	18.09	8.44	3.54	11.00	13.02
143, 147	ALL	31.22	11.49	1.93	7.28	18.65	8.44	4.72	11.00	14.83
153, 157	ALL	33.19	12.67	1.97	8.46	19.32	10.41	5.51	11.00	16.02
163, 167	ALL	36.43	13.36	2.13	9.45	20.38	15.73	6.10	10.81	15.56
173, 177	ALL	41.65	15.11	2.68	10.43	21.56	14.55	7.28	11.59	19.05
187	ALL	41.65	15.11	2.68	10.43	21.56	15.53	7.28	11.59	19.05

★ Dimensions are for reference only and are subject to change without notice unless certified.  
 † Includes 3.94" for hose clearance.  
 ‡ Allows 0.12" clearance from shroud.  
 \* Clearance to first point of interference at a depth of 1.0 times shaft extension diameter.

DuraPlate

Sizes **193-227** / Dimensions — Inches

U.S. Patent No. 9,599,406



**VP2 DuraPlate Clearance Dimensions (in)**

Drive Size★	Ratios	FA †	FB	FC ‡	FD *	FE	FF	FG *	FH	FJ
<b>193, 197</b>	ALL	41.51	21.05	5.99	11.73	25.19	14.85	8.00	12.50	27.39
<b>203, 207</b>	ALL	41.51	21.05	5.99	13.30	25.19	16.42	8.00	12.50	27.39
<b>213, 217</b>	ALL	48.47	23.67	6.72	13.78	27.31	20.13	9.45	12.30	30.99
<b>223, 227</b>	ALL	48.47	23.67	6.72	15.75	27.31	22.09	9.45	12.30	30.99

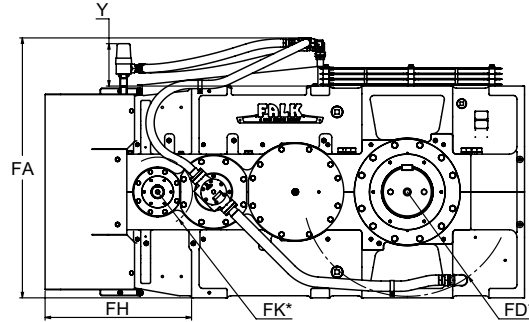
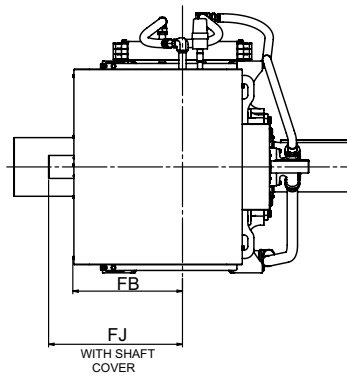
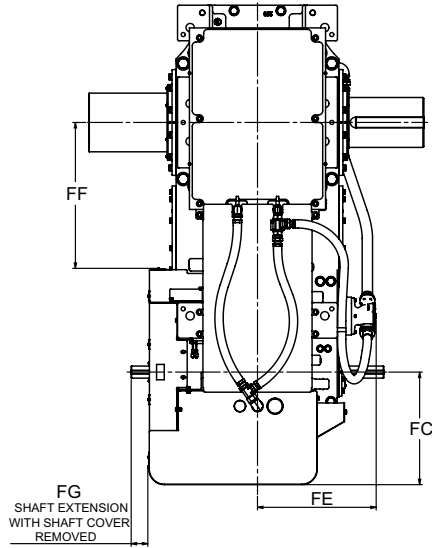
- ★ Dimensions are for reference only and are subject to change without notice unless certified.
- † Includes 3.94" for hose clearance.
- ‡ Allows 0.12" clearance from shroud.
- \* Clearance to first point of interference at a depth of 1.0 times shaft extension diameter.

**VP3 DuraPlate Clearance Dimensions (in)**

Drive Size★	Ratios	FA †	FB	FC ‡	FD *	FE	FF	FG *	FH	FJ
<b>193, 197</b>	ALL	41.51	19.26	4.63	27.56	24.91	26.56	5.51	12.50	25.24
<b>203, 207</b>	ALL	41.51	19.26	4.63	29.13	24.91	28.13	5.51	12.50	25.24
<b>213, 217</b>	ALL	48.47	21.03	5.81	32.87	26.96	30.77	6.50	12.30	27.01
<b>223, 227</b>	ALL	48.47	21.03	5.81	34.84	26.96	32.74	6.50	12.30	27.01

- ★ Dimensions are for reference only and are subject to change without notice unless certified.
- † Includes 3.94" for hose clearance.
- ‡ Allows 0.12" clearance from shroud.
- \* Clearance to first point of interference at a depth of 1.0 times shaft extension diameter.

**DuraPlate**  
**Sizes 237-277 / Dimensions — Inches**  
 U.S. Patent No. 9,599,406



**VP2 DuraPlate Clearance Dimensions (in)**

Drive Size★	Ratios	FA †	FB	FC ‡	FD *	FE	FF	FG ‡	FH	FJ	FK *
237	5.6-10.0	62.59	24.60	35.75	16.73	30.26	22.61	8.77	30.85	37.60	11.46
	30.50										
243, 247	ALL	65.82	25.69	38.94	18.11	31.39	26.35	9.21	33.10	38.69	12.40
253, 257	ALL	69.05	28.54	35.99	18.70	32.63	23.40	8.85	30.24	41.54	13.58
263, 267	ALL	69.05	28.54	35.99	18.70	32.63	23.40	8.85	30.24	41.54	13.58
273, 277	5.6-10.0	81.09	30.44	45.26	23.23	35.99	32.26	10.37	38.02	44.59	15.75
	22.44					42.17					14.76

★ Dimensions are for reference only and are subject to change without notice unless certified.  
 † Includes 3.94" for hose clearance.  
 ‡ Allows 0.12" clearance from shroud.  
 \* Clearance to first point of interference at a depth of 1.0 times shaft extension diameter.

**VP3 DuraPlate Clearance Dimensions (in)**

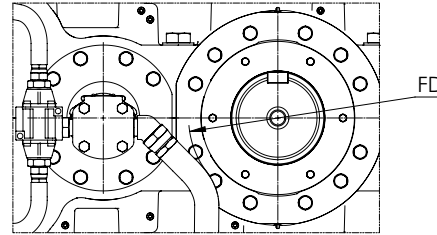
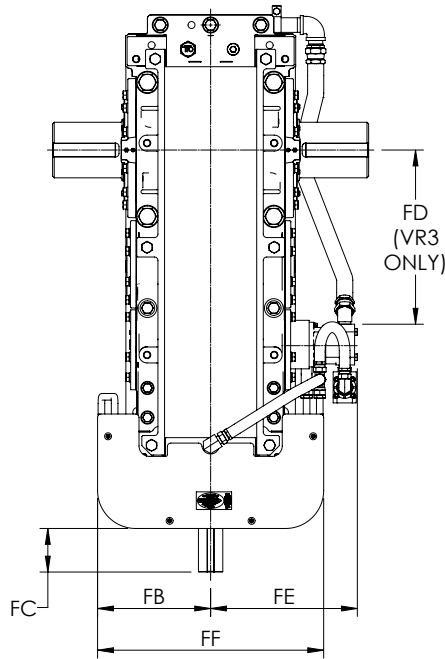
Drive Size★	Ratios	FA †	FB	FC ‡	FD *	FE	FF	FG ‡	FH	FJ	FK *
237	ALL	61.18	24.60	25.12	23.82	28.23	34.04	5.93	31.64	30.91	6.10
243, 247	ALL	64.41	26.09	26.74	25.43	29.31	37.58	5.51	34.08	32.39	7.68
253, 257	ALL	67.65	28.56	29.30	27.17	30.89	37.97	4.30	38.12	34.85	9.06
263, 267	ALL	73.70	28.74	33.63	30.08	31.59	40.73	5.49	42.84	45.69	10.04
273, 277	ALL	81.31	29.69	33.63	33.07	33.02	49.63	6.91	43.51	48.53	10.63

★ Dimensions are for reference only and are subject to change without notice unless certified.  
 † Includes 3.94" for hose clearance.  
 ‡ Allows 0.12" clearance from shroud.  
 \* Clearance to first point of interference at a depth of 1.0 times shaft extension diameter.

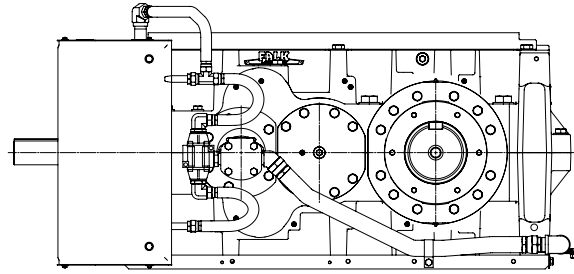
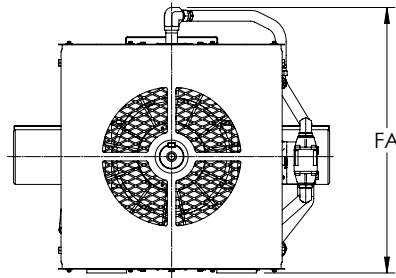
DuraPlate

Sizes 107-187 / Dimensions — Inches

U.S. Patent No. 9,599,406



VR2 ONLY



VR2 DuraPlate Clearance Dimensions (in)

Drive Size★	Ratios	FA †	FB	FC ‡	FD	FE	FF
107	ALL	23.57	9.21	2.86	4.72	13.74	18.43
117	ALL	25.44	10.03	3.02	5.51	14.76	20.06
127	ALL	27.38	10.94	4.29	4.53	13.14	21.89
133, 137	ALL	29.56	11.59	4.69	5.31	13.54	23.19
143, 147	ALL	32.07	12.36	4.41	7.68	14.31	24.72
153, 157	ALL	34.03	12.81	5.02	6.69	17.06	25.63
163, 167	ALL	36.28	13.67	5.72	7.09	15.91	27.34
173, 177	ALL	41.50	14.85	6.79	8.86	19.57	29.70
187	ALL	41.50	14.85	6.79	9.25	19.57	29.70

★ Dimensions are for reference only and are subject to change without notice unless certified.

† Includes 3.94" for hose clearance.

‡ Allows 0.12" clearance from shroud.

VR3 DuraPlate Clearance Dimensions (in)

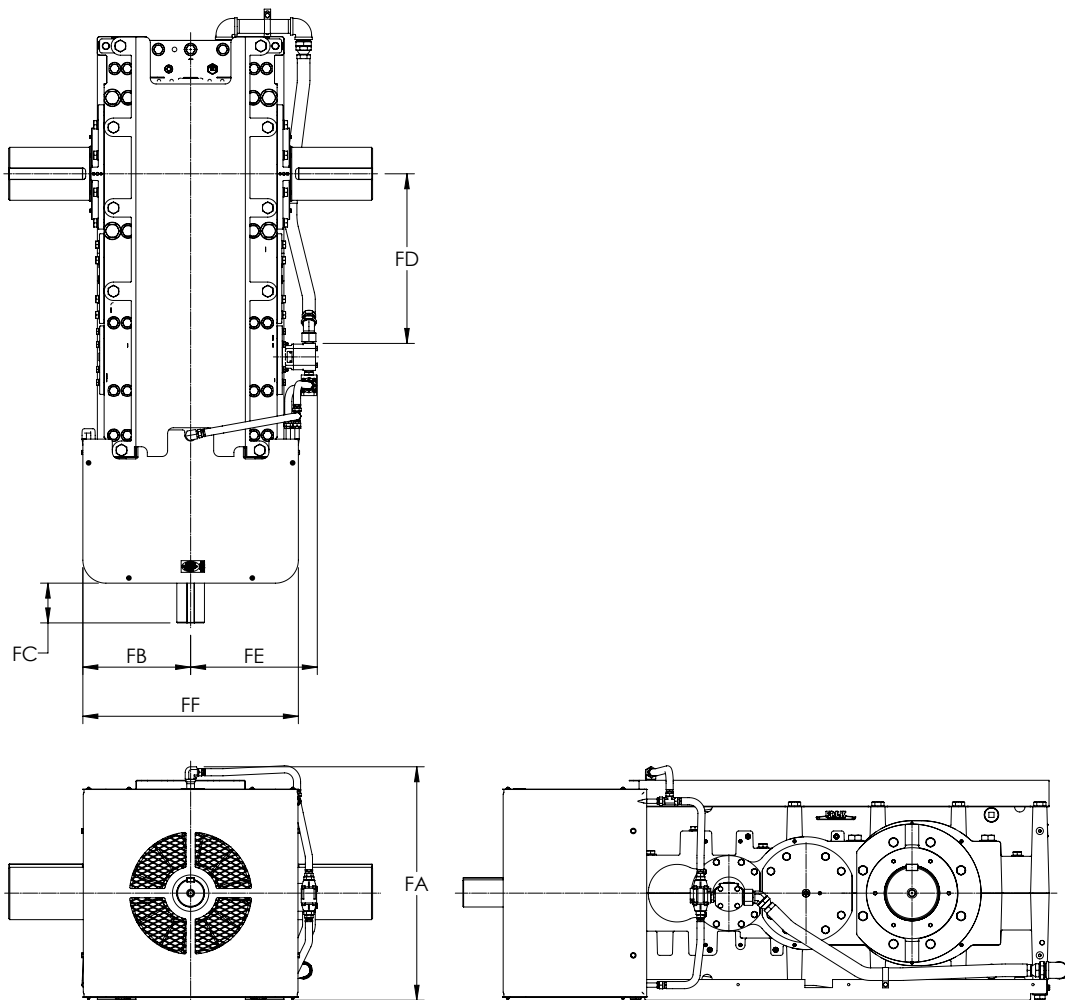
Drive Size★	Ratios	FA †	FB	FC ‡	FD	FE	FF
107	ALL	23.57	9.21	2.86	10.12	13.64	18.43
117	ALL	25.43	10.03	3.02	12.01	14.76	20.06
127	ALL	28.38	10.94	4.29	13.78	15.16	21.89
133, 137	ALL	29.56	11.59	4.68	15.55	13.17	23.19
143, 147	ALL	32.07	12.36	4.41	17.72	14.02	24.72
153, 157	ALL	34.03	12.81	5.02	19.74	16.65	25.63
163, 167	ALL	36.28	13.67	5.73	22.50	17.71	27.34
173, 177	ALL	42.00	14.85	7.10	25.25	19.09	29.70
187	ALL	42.00	14.85	7.10	26.24	19.09	29.70

★ Dimensions are for reference only and are subject to change without notice unless certified.

† Includes 3.94" for hose clearance.

‡ Allows 0.12" clearance from shroud.

**DuraPlate**  
**Sizes 193-227 / Dimensions — Inches**  
 U.S. Patent No. 9,599,406



**VR3 DuraPlate Clearance Dimensions (in)**

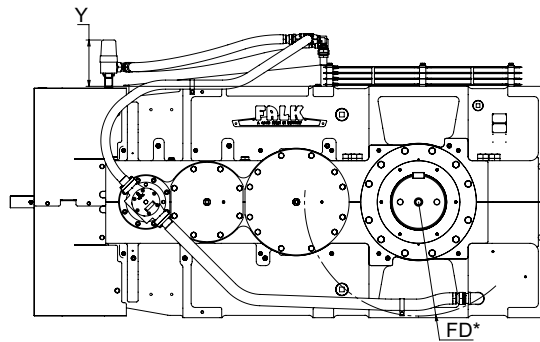
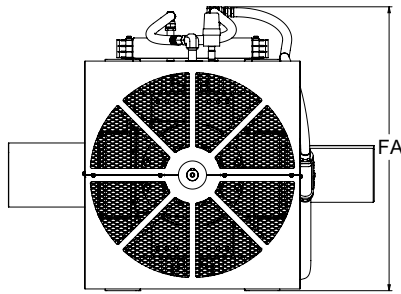
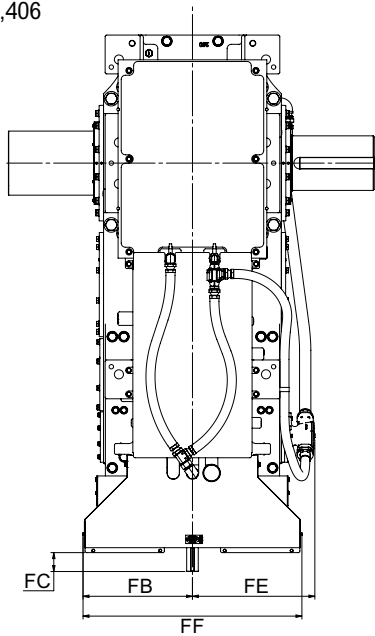
Drive Size	Ratios	FA †	FB	FC ‡	FD	FE	FF
193, 197	ALL	43.85	18.42	6.89	27.61	25.01	36.83
203, 207	ALL	43.85	18.42	6.89	29.19	25.01	36.83
213, 217	ALL	51.81	20.19	6.74	32.93	26.94	40.38
223, 227	ALL	51.81	20.19	6.74	34.90	26.94	40.38

† Includes 3.94" for hose clearance.  
 ‡ Allows 0.12" clearance from shroud.

DuraPlate

Sizes 237-277 / Dimensions — Inches

U.S. Patent No. 9,599,406



VR3 DuraPlate Clearance Dimensions (in)

Drive Size★	Fan Size	Ratios	FA	FB	FC ‡	FD *	FE	FF
237	38"	9.00-20.0	62.6	20.8	6.8	16.7	30.5	41.7
		22.4-50.0				28.9		
		56.0-71.0				23.8		
		80.0-90.0				29.2		
		100-125				28.6		
243, 247	38"	9.00-20.0	65.8	21.9	8.1	18.1	31.4	43.8
		22.4-71.0				25.4		
		80.0-125				29.9		
253, 257	38"	9.00-20.0	69.0	23.1	8.2	18.7	32.6	46.2
		22.4-71.0				27.2		
263, 267	38"	9.00-14.0	75.1	23.9	9.9	21.3	34.4	47.8
		16.0-20.0				32.6		
	48"	22.4-50.0 & 80.0-90.0				30.1	32.9	56.1
	52"	56.0-71.0 & 100-125				31.7		
273, 277	38"	9.00-50.0	81.1	25.5	9.8	34.2	51.0	
		56.0-71.0				32.9		
	48"	80.0-90.0				37.5	56.1	
	52"	100-125				38.9		

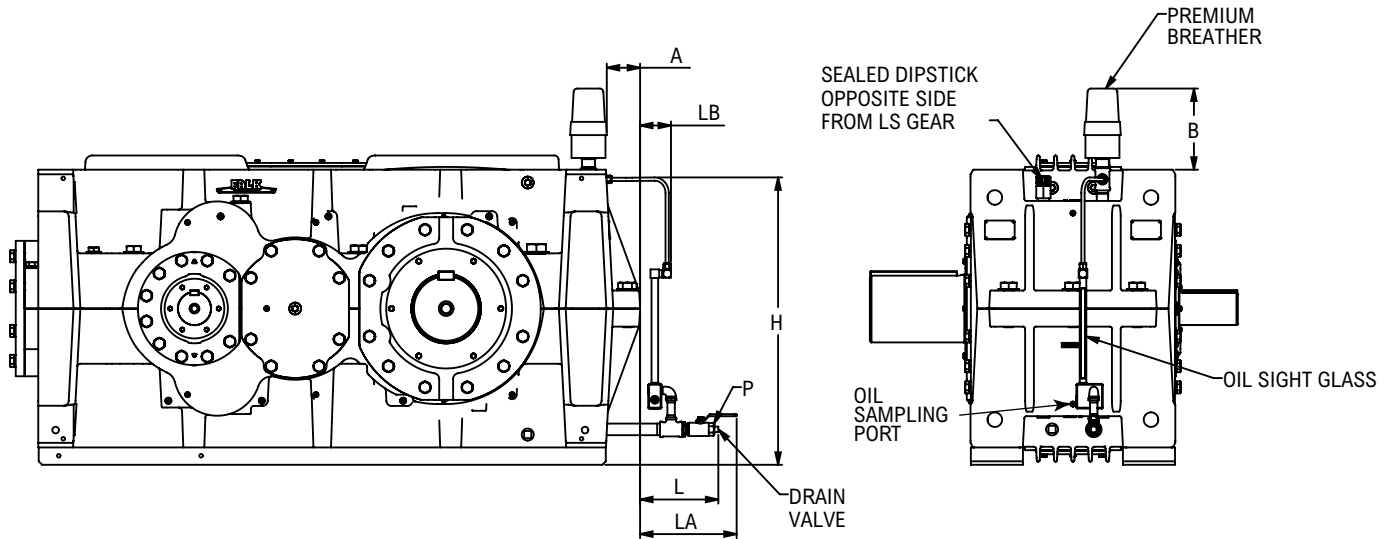
★ Dimensions are for reference only and are subject to change without notice unless certified.  
 ‡ Allows 0.12" clearance from shroud  
 \* Clearance to first point of interference at a depth of 1 times shaft extension diameter

VR4 DuraPlate Clearance Dimensions (in)

Drive Size★	Fan Size	Ratios	FA	FB	FC ‡	FD *	FE	FF
237	38"	140-200	61.2	20.8	4.9	23.8	27.5	41.7
		224-710					26.9	
243, 247	38"	ALL	64.4	21.9	5.1	25.4	28.3	43.8
		253, 257					48"	
263, 267	38"		140-200	73.7	47.8	4.4		27.2
		224-710	23.9					
	52"	30.2	56.1					
273, 277	38"	140-200	81.1	28.0	5.9	33.1	31.7	51.0
		48"					25.5	
	52"	224-710					28.0	31.5

★ Dimensions are for reference only and are subject to change without notice unless certified.  
 ‡ Allows 0.12" clearance from shroud  
 \* Clearance to first point of interference at a depth of 1 times shaft extension diameter

Lube and Reliability Package  
 Sizes 107-187 / Dimensions — Inches



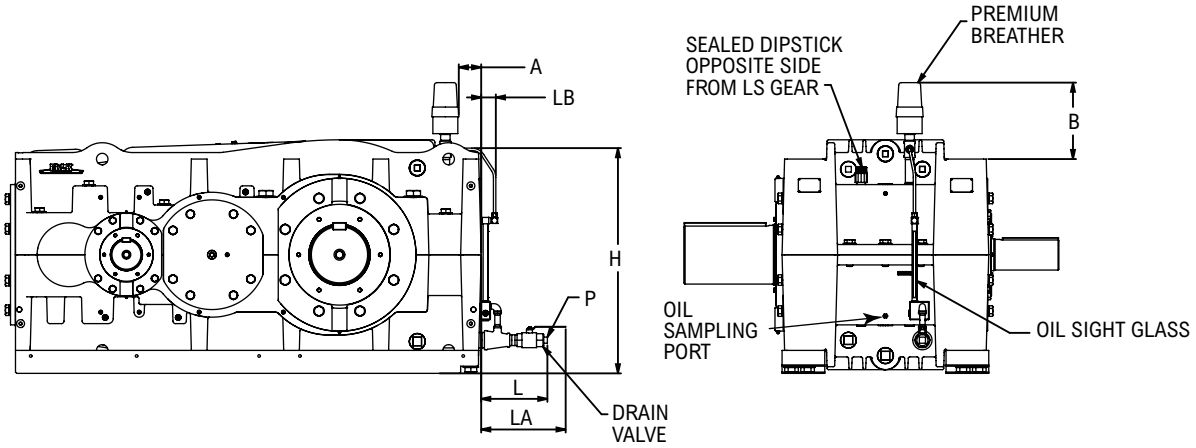
All Reductions and Ratios (in)

Drive Size★	A	B	H	L	LA	LB	P
107	4.06	12.69	18.04	9.46	12.38	6.43	0.75-14 NPT
117	5.43	13.15	20.40	9.59	12.51	6.55	0.75-14 NPT
127	4.63	12.33	21.87	10.27	13.19	7.23	0.75-14 NPT
133, 137	5.04	10.75	18.62	9.88	12.80	6.84	0.75-14 NPT
143, 145, 147	8.68	10.95	19.24	10.20	13.12	7.17	0.75-14 NPT
153, 155, 157	14.74	11.07	20.66	9.96	12.88	6.92	0.75-14 NPT
163, 165, 167	9.69	10.80	23.02	8.16	11.08	5.12	0.75-14 NPT
173, 175, 177	10.67	10.60	28.73	10.91	13.83	7.87	0.75-14 NPT
187	10.67	10.60	28.73	10.91	13.83	7.87	0.75-14 NPT

★ Dimensions are for reference only and are subject to change without notice unless certified.

Lubrication Package

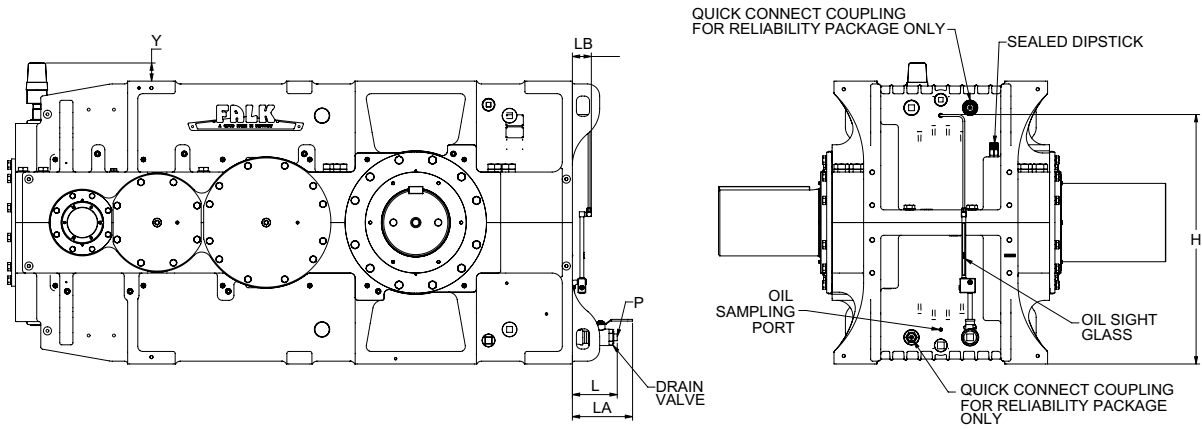
Sizes **193-227** / Dimensions — Inches



All Reductions and Ratios (in)

Drive Size	A	B	H	L	LA	LB	P
193, 195, 197	7.79	13.05	27.94	10.72	13.54	8.67	1.250-11.5 NPT
203, 207	7.79	13.05	27.94	10.72	13.54	8.67	1.250-11.5 NPT
213, 215, 217	9.84	12.83	34.60	12.74	15.56	10.69	1.250-11.5 NPT
223, 225, 227	9.84	12.83	34.60	12.74	15.56	10.69	1.250-11.5 NPT

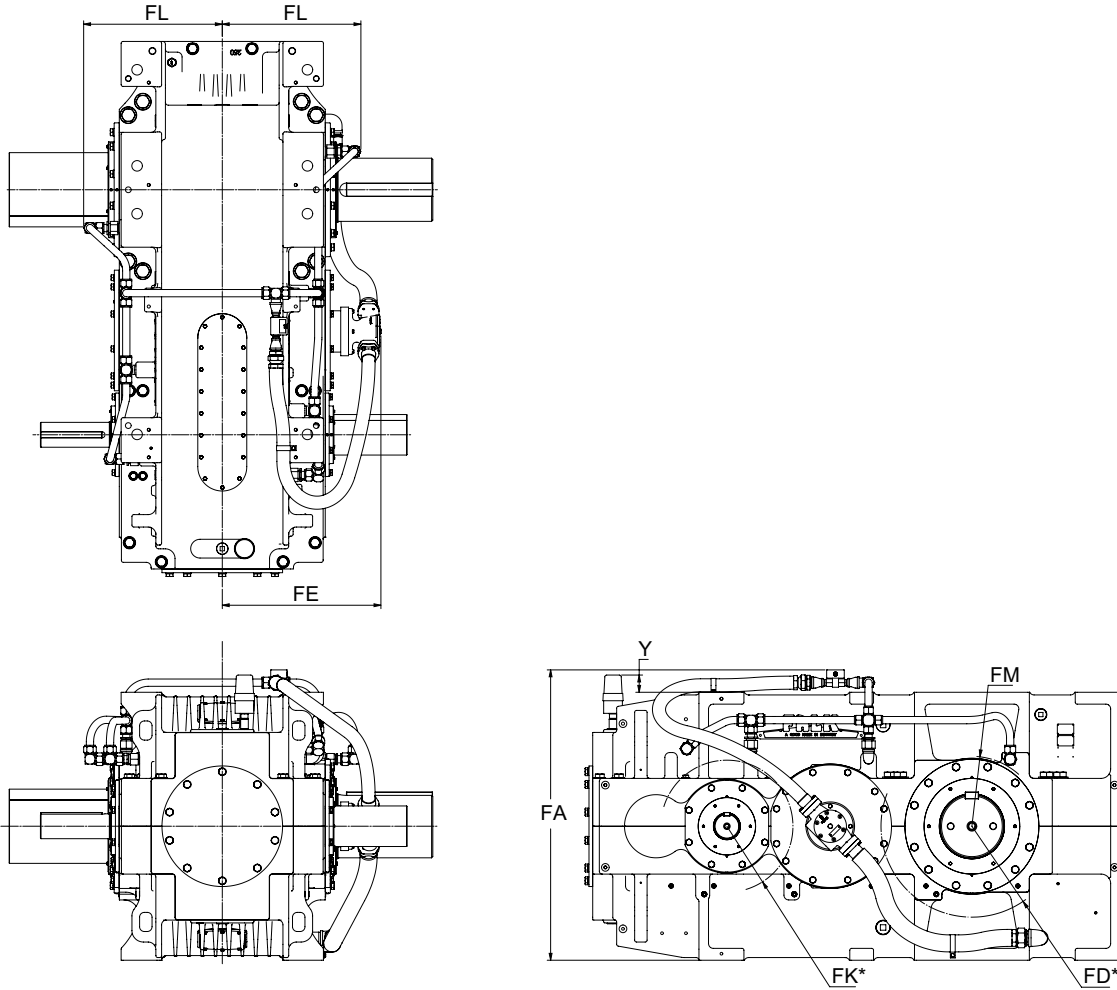
Lube & Reliability Package  
 Sizes 237-277 / Dimensions — Inches



All Reductions and Ratios (in)

Drive Size	H	L	LA	LB	P
237	42.75	8.25	11.23	3.19	2.000-11.5 NPT
243, 247	45.15	13.43	16.41	8.37	2.000-11.5 NPT
253, 257	48.61	8.75	11.73	3.69	2.000-11.5 NPT
263, 267	54.48	8.98	11.96	3.92	2.000-11.5 NPT
273, 277	60.03	8.60	11.58	3.54	2.000-11.5 NPT

Forced Lube  
 Sizes 237-277 / Dimensions — Inches



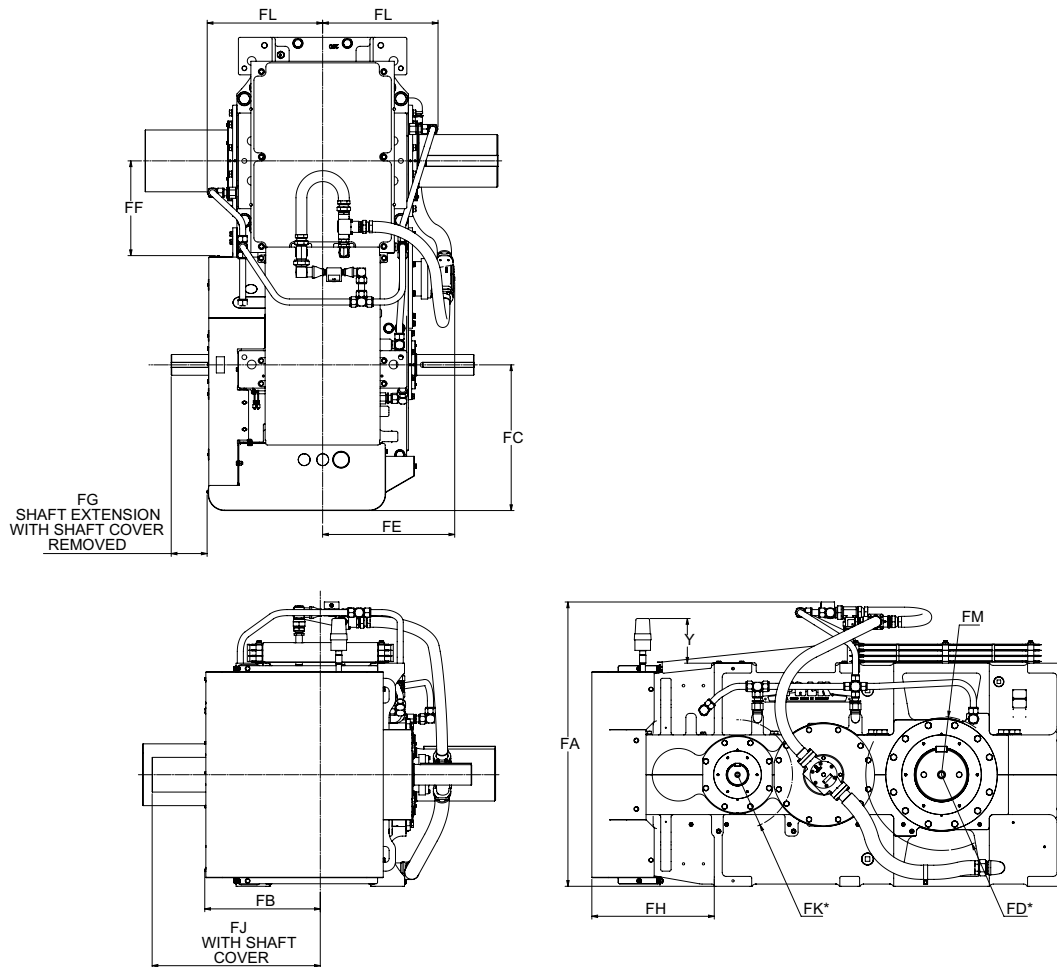
**All Reductions and Ratios (in)**

Drive Size	Ratios	FA	FD*	FE	FK*	FL	FM
237	5.6-10.0	54.40	16.73	30.26	11.42	25.99	12.60
	11.2-20.0			30.50			
243, 247	5.6-10.0	57.98	18.11	31.12	12.40	27.09	13.58
	11.2-20.0			31.37			
253, 257	ALL	59.71	18.70	32.63	13.58	28.51	14.37
263, 267	ALL	65.43	21.06	34.43	13.19	29.46	14.76
273, 277	5.6-10.0	70.98	23.23	35.99	15.75	29.46	14.76
	11.2-20.0		22.44	41.97	14.76		

\* Clearance to first point of interference at a depth of 1 times shaft extension diameter

**Forced Lube & DuraPlate**  
**Sizes 237-277 / Dimensions — Inches**

DuraPlate: U.S. Patent No. 9,599,406



**VP2 Forced Lube & DuraPlate Clearance Dimensions (in)**

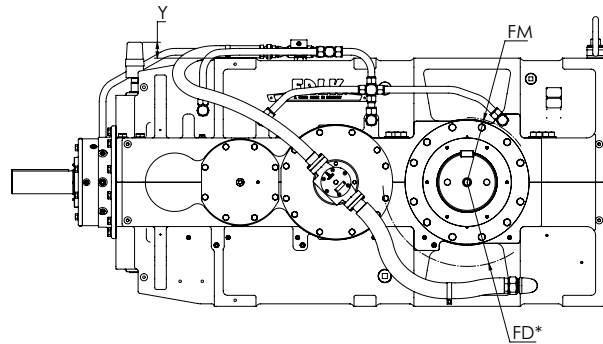
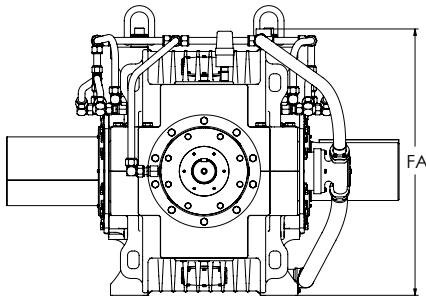
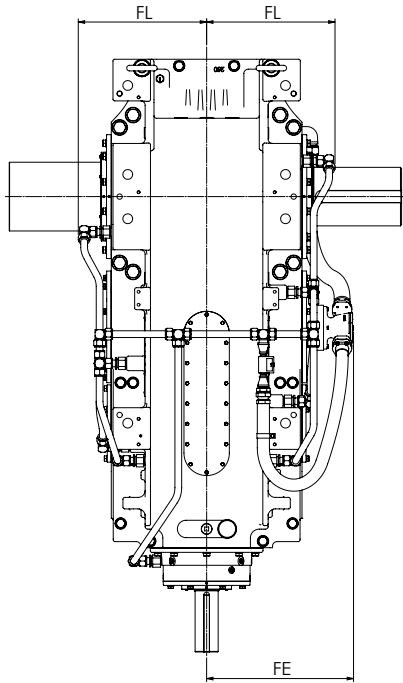
Drive Size	Ratios	FA	FB	FC	FD *	FE	FF	FG ‡	FH	FJ	FK *	FL	FM
237	5.60-10.00	63.78	24.60	35.75	16.73	30.26	41.68	9.21	33.10	38.69	12.56	25.99	13.58
	30.51												
243, 247	ALL	63.78	20.84	38.94	23.82	28.92	41.68	9.21	33.10	38.69	12.56	25.99	13.58
253, 257	ALL	70.23	28.54	35.99	18.70	32.63	23.40	8.85	30.24	41.54	13.58	28.51	14.37
263, 267	ALL	76.30	29.10	43.29	21.06	34.43	26.87	10.14	36.36	43.67	13.19	29.46	14.76
273, 277	5.60-14.0	82.28	30.44	45.26	23.23	36.01	32.26	10.37	38.02	44.59	15.7	30.95	15.75
	22.44				42.17	14.8							

‡ Allows 0.12" clearance from shroud.

\* Clearance to first point of interference at a depth of 1 times shaft extension diameter.

Forced Lube

Sizes 237-277 / Dimensions — Inches



VR3 Forced Lube Dimensions (in)

Drive Size	Ratios	FA	FD*	FE	FL	FM
237	22.4-71.0	54.40	23.82	28.92	25.99	12.60
				28.33		
243, 247	5.6-10.0	57.98	25.43	29.88	27.09	13.58
	11.2-20.0			29.17		
253, 257	9.00-20.00	59.16	18.70	32.63	28.51	14.37
	22.4-71.00			31.00		
	80.00-125.0			31.25		
263, 267	22.4-50.0 & 80.00-90.00	65.43	30.08	32.89	29.38	14.76
	56.0-71.0 & 100.0-125.0			31.70		
273, 277	9.00-50.0	74.48	33.07	34.22	29.38	14.76
	56.0-71.0			32.89		
	80.0-90.0			37.51		
	100.0-125.0			38.85		

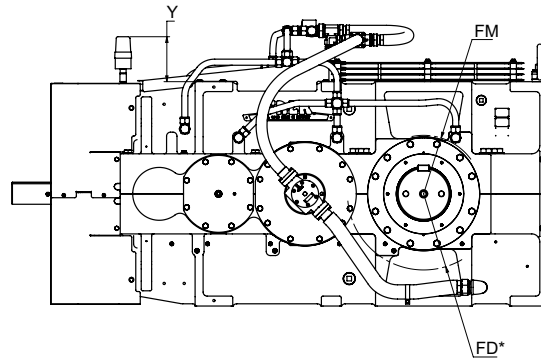
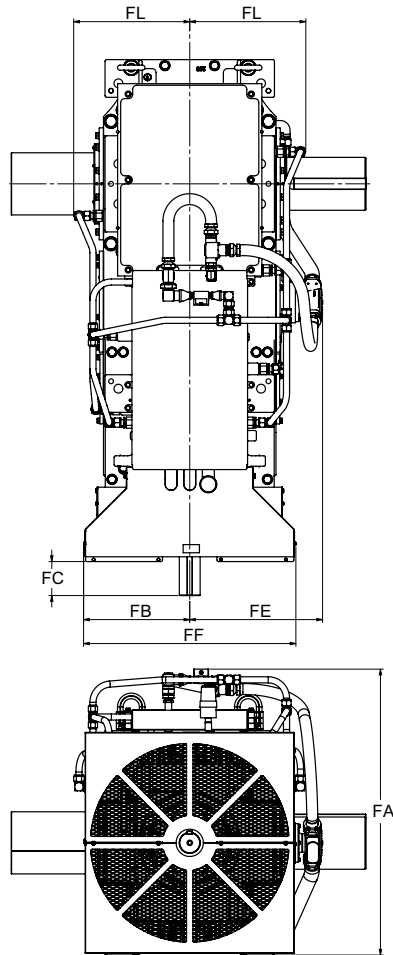
\* Clearance to first point of interference at a depth of 1 time of shaft extension diameter

VR4 Forced Lube Dimensions (in)

Drive Size	Ratios	FA	FD*	FE	FL	FM
263, 267	5.6-10.0	59.23	30.08	30.39	n/a	n/a
	11.2-20.0			30.24		
273, 277	140-200	71.52	33.07	31.69	n/a	n/a
	224-400			31.46		

\* Clearance to first point of interference at a depth of 1 time of shaft extension diameter

**Forced Lube & DuraPlate**  
**Sizes 237-277 / Dimensions — Inches**  
 DuraPlate: U.S. Patent No. 9,599,406



**VR3 Forced Lube & DuraPlate Clearance Dimensions (in)**

Drive Size	Fan Size	Ratios	FA	FB	FC ‡	FD *	FE	FF	FL	FM
237	38"	22.4-50.0	63.78	20.84	6.81	23.82	28.92	41.68	25.99	12.60
		56.0-71.0					28.33			
243, 247	38"	22.4-50.0	67.00	21.90	8.10	25.43	29.88	43.80	27.09	13.58
		56.0-71.0					29.17			
253, 257	38"	9.00-20.00	70.23	23.08	8.23	18.70	32.63	46.17	28.51	14.37
		22.40-71.00					31.00			
	48"	80-125.0	26.07	27.17	31.25	52.15				
263, 267	38"	22.4-50.0 & 80.00-90.00	76.30	23.91	9.89	30.08	32.89	47.82	29.38	14.76
		48" & 52"					56.0-71.0 & 100.0-125.0			
273, 277	38"	9.00-50.00	82.28	25.48	9.81	33.07	34.22	50.97	30.95	15.75
		56.0-71.0					32.89			
	48" & 52"	80.0-90.0	28.04	40.35	56.08	39.01				
		100.0-125.0								

‡ Allows 0.12" clearance from shroud

\* Clearance to first point of interference at a depth of 1 times shaft extension diameter

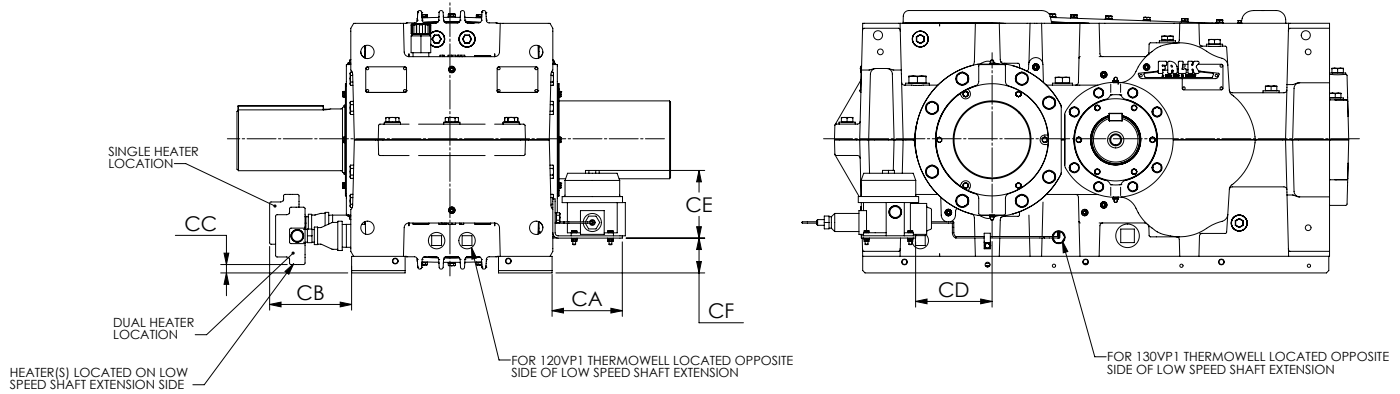
**VR4 Forced Lube & DuraPlate Clearance Dimensions (in)**

Drive Size	Fan Size	Ratios	FA	FB	FC ‡	FD *	FE	FF	FL	FM
237	38"	140-200	74.04	23.91	5.36	30.08	30.39	47.82	n/a	n/a
	48" & 52"	224-400		28.04			30.24	56.08		
243, 247	38"	140-200	82.28	25.48	5.86	33.07	31.69	50.97	n/a	n/a
	48" & 52"	224-400		28.04			31.46	56.08		

‡ Allows 0.12" clearance from shroud

\* Clearance to first point of interference at a depth of 1 times shaft extension diameter

Immersion Heater Package  
 Sizes **107-137** / Dimensions — Inches

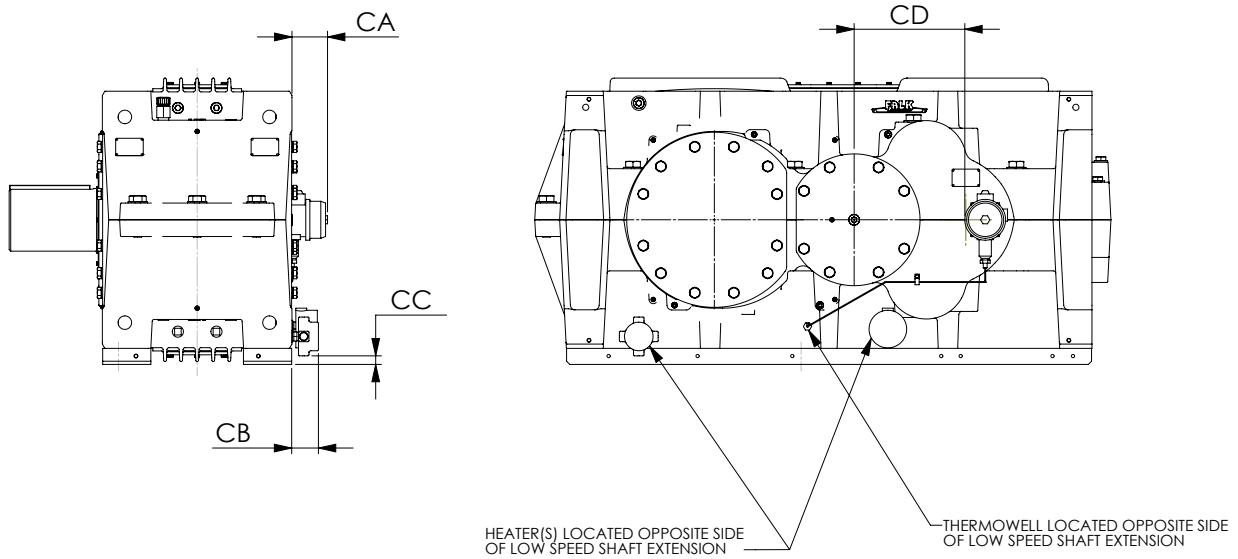


**Single Reduction and Ratios (in)**

Drive Size★	CA	CB	CC	CD	CE	CF
<b>107</b>	5.87	4.20	0.34	4.25	5.61	1.26
<b>117</b>	5.80	4.27	0.38	5.55	5.61	2.56
<b>127</b>	5.80	3.73	1.35	5.63	5.61	1.26
<b>133, 137</b>	5.82	6.78	0.77	6.33	5.61	2.89

★ Dimensions are for reference only and are subject to change without notice unless certified.

Immersion Heater Package  
 Sizes 163-187 / Dimensions — Inches

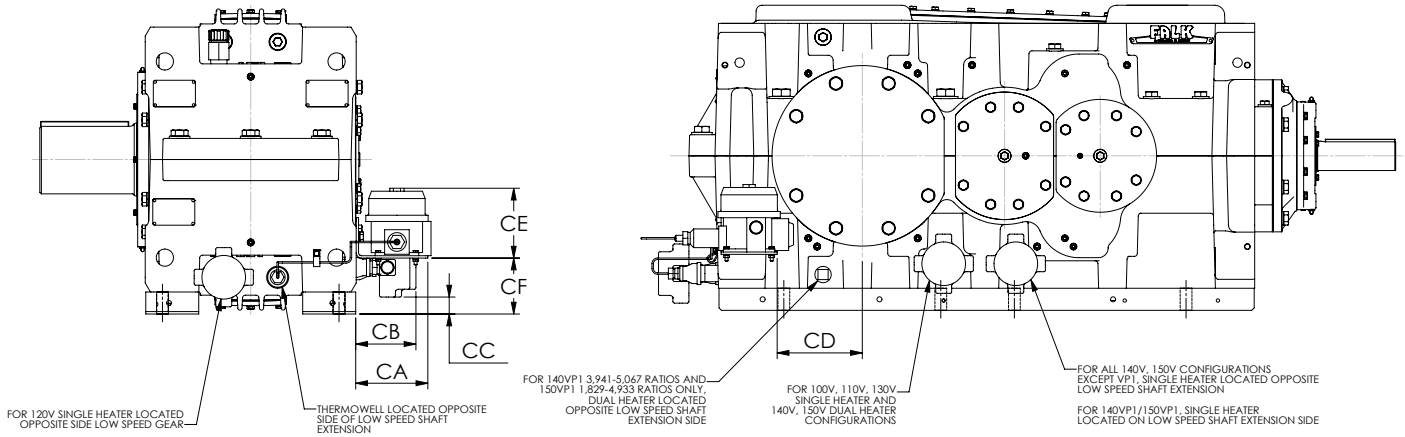


**Single Reduction and Ratios (in)**

Drive Size★	CA	CB		CC	CD
		120V/60HZ/1PH	480V/60HZ/3PH		
		240V/60HZ/3PH			
<b>163, 167</b>	4.35	4.57	4.57	0.46	10.02
<b>173, 177</b>	4.35	3.27	3.71	1.05	13.56
<b>187</b>	4.35	3.27	3.71	1.05	13.56

★ Dimensions are for reference only and are subject to change without notice unless certified.

Immersion Heater Package  
 Sizes 107-157\* / Dimensions — Inches



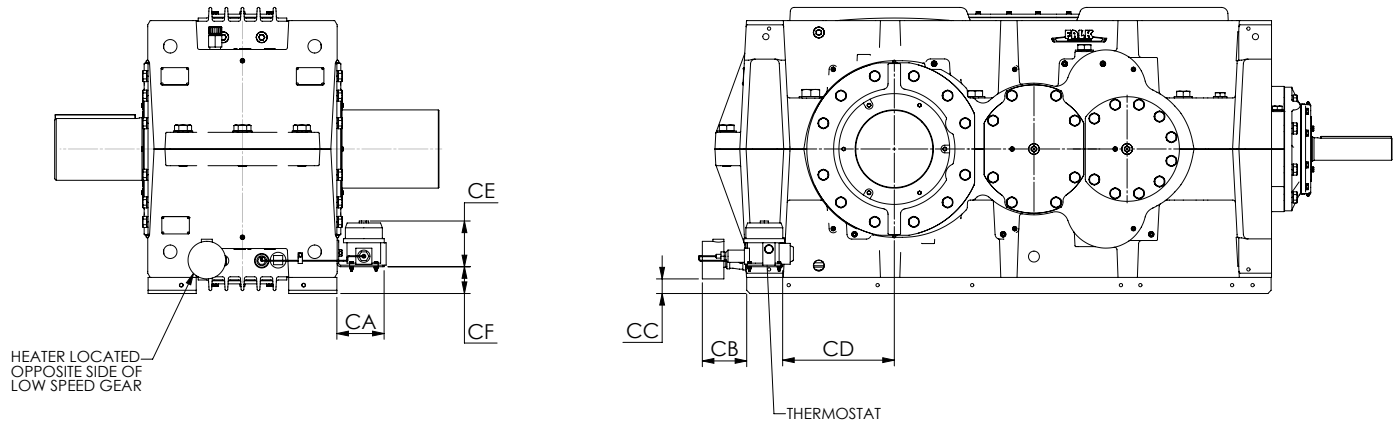
All Reductions and Ratios (in)

Drive Size★	CA	CB	CC	CD	CE	CF
107	5.87	4.20	0.50	4.25	5.61	1.26
117	5.80	4.27	0.38	3.30	5.61	2.56
127	5.80	4.24	0.18	3.63	5.61	1.26
133, 137	5.82	4.32	0.93	7.51	5.61	2.89
143, 147	5.80	4.83	1.37	6.83	5.61	4.49
153, 157	5.80	4.01	1.37	8.37	5.61	2.25

\* Type VP1 excludes sizes 107, 117, 127, 133 & 137

★ Dimensions are for reference only and are subject to change without notice unless certified.

Immersion Heater Package  
 Sizes 163-187 / Dimensions — Inches

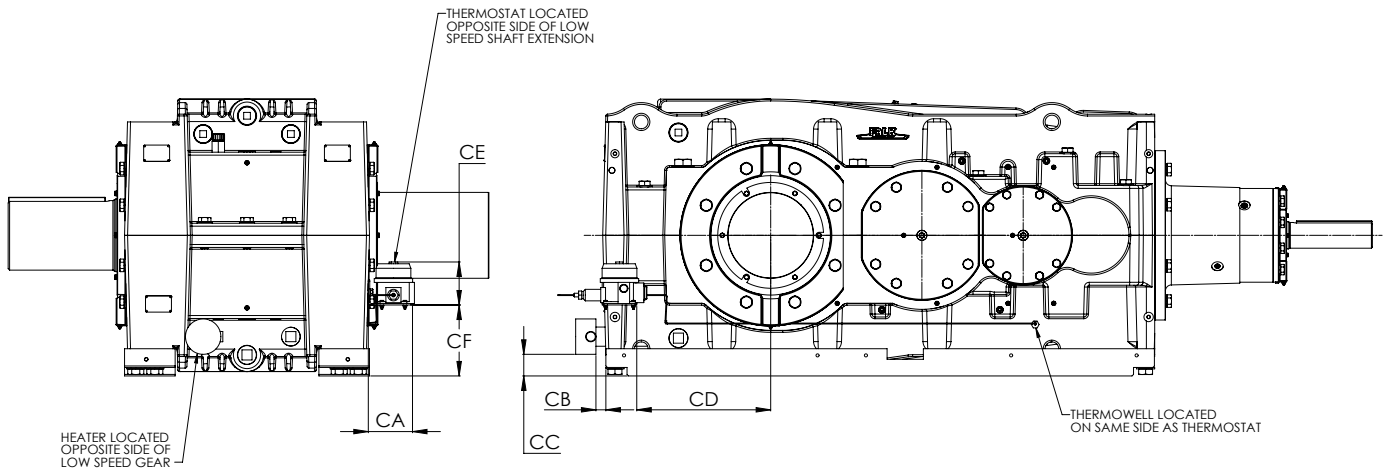


All Reductions and Ratios (in)

Drive Size★	CA	CB	CC	CD	CE	CF
<b>163, 167</b>	5.80	5.92	1.60	10.81	5.61	2.39
<b>173, 177</b>	5.80	5.44	1.79	14.67	5.61	3.28
<b>187</b>	5.80	5.44	1.79	13.69	5.61	3.28

★ Dimensions are for reference only and are subject to change without notice unless certified.

Immersion Heater Package  
 Sizes **193-227** / Dimensions — Inches

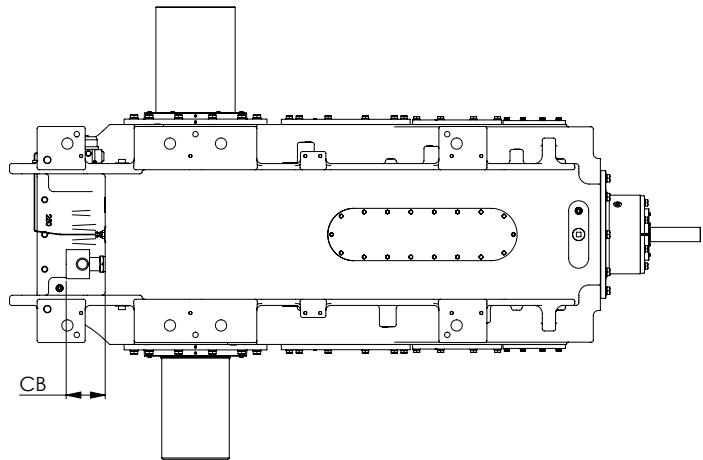
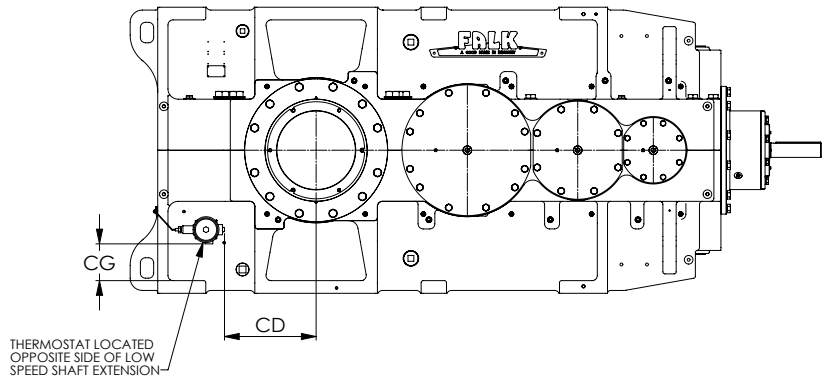
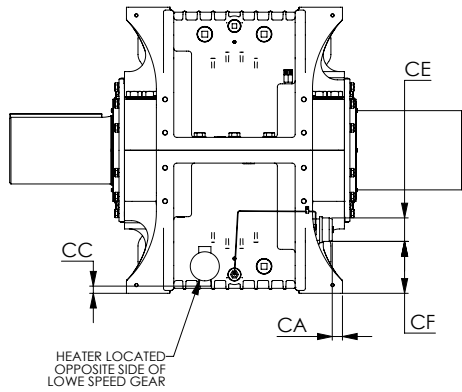


**All Reductions and Ratios (in)**

Drive Size★	CA	CB	CC	CD	CE	CF
<b>193, 197</b>	5.76	3.93	2.81	19.01	5.37	9.24
<b>203, 207</b>	5.76	3.93	2.81	17.44	5.37	9.24
<b>213, 217</b>	5.76	3.57	2.46	22.83	5.37	11.40
<b>223, 227</b>	5.76	3.57	2.46	20.86	5.37	11.40

★ Dimensions are for reference only and are subject to change without notice unless certified.

Immersion Heater Package  
 Sizes 237-277 / Dimensions — Inches

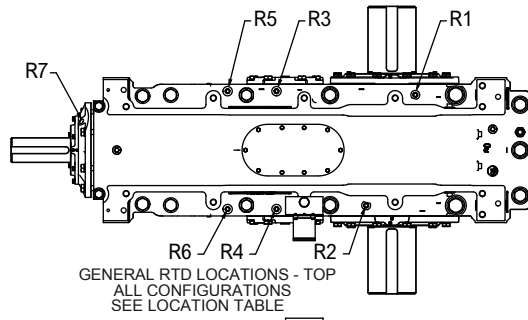


All Reductions and Ratios (in)

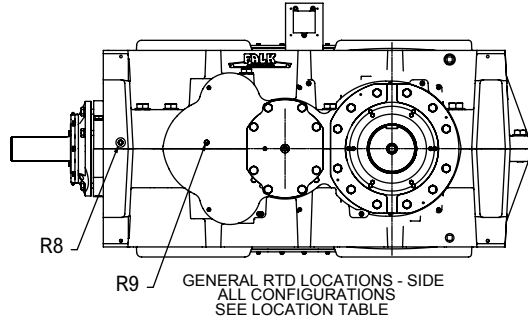
Drive Size★	CA	CB	CC	CD	CE	CF	CG
237	0.33	7.53	1.03	12.74	4.53	7.31	4.48
243, 247	1.97	7.53	1.46	15.07	4.53	7.94	5.11
253, 257	1.97	7.51	1.39	17.65	4.53	10.00	7.08
263, 267	2.22	7.53	1.70	19.82	4.53	13.57	10.50
273, 277	2.22	7.53	1.94	20.61	4.53	15.38	12.07

★ Dimensions are for reference only and are subject to change without notice unless certified.

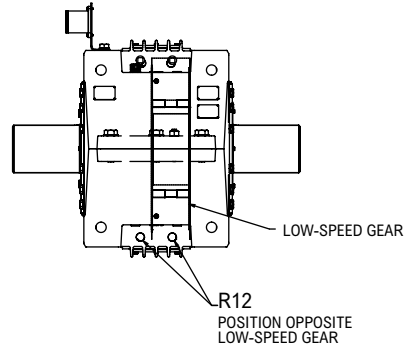
Condition Monitoring Package  
 Sizes 107-127 / Dimensions — Inches



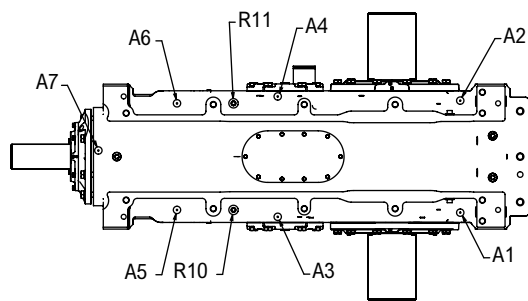
GENERAL RTD LOCATIONS - TOP  
 ALL CONFIGURATIONS  
 SEE LOCATION TABLE



GENERAL RTD LOCATIONS - SIDE  
 ALL CONFIGURATIONS  
 SEE LOCATION TABLE



LOW-SPEED GEAR  
 R12  
 POSITION OPPOSITE  
 LOW-SPEED GEAR



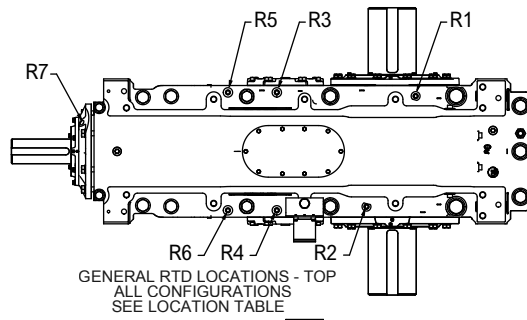
GENERAL ACCELEROMETER & RTD LOCATIONS - BOTTOM  
 ALL CONFIGURATIONS  
 SEE LOCATION TABLE  
 HOUSING FEET REMOVED FOR CLARITY

Location Table

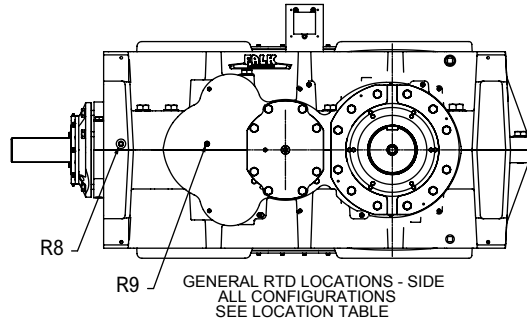
Description	Item Number Location	Drive Size and Type														
		107					117					127				
		VP1	VP2	VP3	VR2	VR3	VP1	VP2	VP3	VR2	VR3	VP1	VP2	VP3	VR2	VR3
RTD	R1	X	X	X	X	X	X	X	X	X	X	X	X	X	X	X
RTD	R2	X	X	X	X	X	X	X	X	X	X	X	X	X	X	X
RTD	R3	X	X	X	X	X	X	X	X	X	X	X	X	X	X	X
RTD	R4	X	X	X	X	X	X	X	X	X	X	X	X	X	X	X
RTD	R5	...	X	X	...	X	...	X	X	...	X	...	X	X	...	X
RTD	R6	...	X	X	...	X	...	X	X	...	X	...	X	X	...	X
RTD	R7	...	...	...	X	X	...	...	...	X	X	...	...	...	-	X
RTD	R8	...	...	...	-	X	...	...	...	...	X	...	...	...	X	X
RTD	R9	...	...	...	X	...	...	...	...	X	...	...	...	...	X	...
RTD	R10	...	...	X	...	...	...	...	X	...	...	...	...	X	...	...
RTD	R11	...	...	X	...	...	...	...	X	...	...	...	...	X	...	...
Sump RTD	R12	X	X	X	X	X	X	X	X	X	X	X	X	X	X	X
Accelerometer	A1	X	X	X	X	X	X	X	X	X	X	X	X	X	X	X
Accelerometer	A2	X	X	X	X	X	X	X	X	X	X	X	X	X	X	X
Accelerometer	A3	X	X	X	X	X	X	X	X	X	X	X	X	X	X	X
Accelerometer	A4	X	X	X	X	X	X	X	X	X	X	X	X	X	X	X
Accelerometer	A5	...	X	X	...	X	...	X	X	...	X	...	X	X	...	X
Accelerometer	A6	...	X	X	...	X	...	X	X	...	X	...	X	X	...	X
Accelerometer	A7	...	...	...	X	X	...	...	...	X	X	...	...	...	X	X

Note: Nominal Ratios = ALL

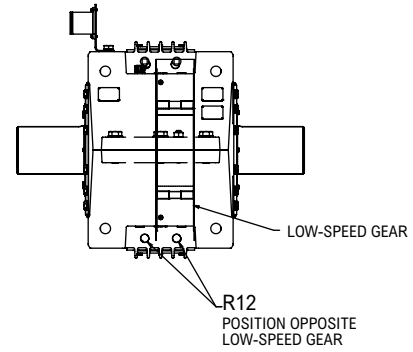
Condition Monitoring Package  
 Sizes 133-157 / Dimensions — Inches



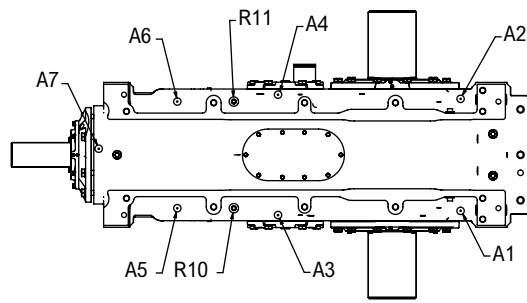
GENERAL RTD LOCATIONS - TOP  
 ALL CONFIGURATIONS  
 SEE LOCATION TABLE



GENERAL RTD LOCATIONS - SIDE  
 ALL CONFIGURATIONS  
 SEE LOCATION TABLE



LOW-SPEED GEAR  
 R12  
 POSITION OPPOSITE  
 LOW-SPEED GEAR



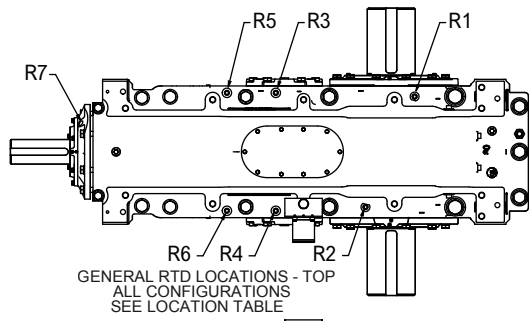
GENERAL ACCELEROMETER & RTD LOCATIONS - BOTTOM  
 ALL CONFIGURATIONS  
 SEE LOCATION TABLE  
 HOUSING FEET REMOVED FOR CLARITY

Location Table

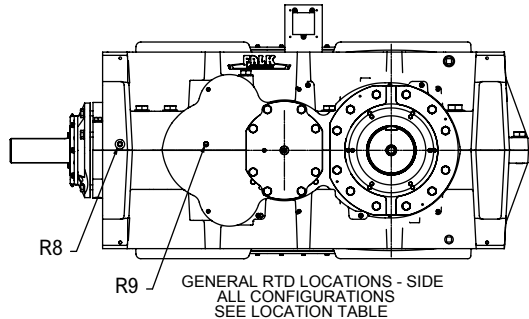
Description	Item Number Location	Drive Size and Type														
		133, 137					143, 147					153, 157				
		VP1	VP2	VP3	VR2	VR3	VP1	VP2	VP3	VR2	VR3	VP1	VP2	VP3	VR2	VR3
RTD	R1	X	X	X	X	X	X	X	X	X	X	X	X	X	X	X
RTD	R2	X	X	X	X	X	X	X	X	X	X	X	X	X	X	X
RTD	R3	X	X	X	X	X	X	X	X	X	X	X	X	X	X	X
RTD	R4	X	X	X	X	X	X	X	X	X	X	X	X	X	X	X
RTD	R5	...	X	X	...	X	...	X	X	...	X	...	X	X	...	X
RTD	R6	...	X	X	...	X	...	X	X	...	X	...	X	X	...	X
RTD	R7	...	...	...	...	X	...	...	...	X	X	...	...	...	...	X
RTD	R8	...	...	...	X	X	...	...	...	...	X	...	...	...	X	X
RTD	R9	...	...	...	X	...	...	...	...	X	...	...	...	...	X	...
RTD	R10	...	...	X	...	...	...	...	X	...	...	...	...	X	...	...
RTD	R11	...	...	X	...	...	...	...	X	...	...	...	...	X	...	...
Sump RTD	R12	X	X	X	X	X	X	X	X	X	X	X	X	X	X	X
Accelerometer	A1	X	X	X	X	X	X	X	X	X	X	X	X	X	X	X
Accelerometer	A2	X	X	X	X	X	X	X	X	X	X	X	X	X	X	X
Accelerometer	A3	X	X	X	X	X	X	X	X	X	X	X	X	X	X	X
Accelerometer	A4	X	X	X	X	X	X	X	X	X	X	X	X	X	X	X
Accelerometer	A5	X	X	X	X	X	X	X	X	X	X	X	X	X	X	X
Accelerometer	A6	X	X	X	X	X	X	X	X	X	X	X	X	X	X	X
Accelerometer	A7	X	X	X	X	X	X	X	X	X	X	X	X	X	X	X

Note: Nominal Ratios = ALL

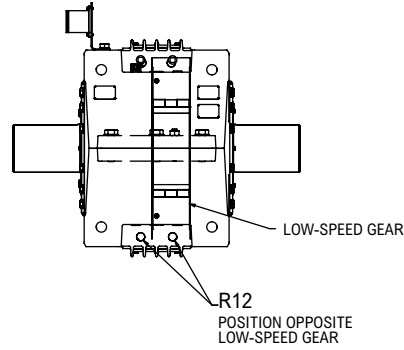
Condition Monitoring Package  
 Sizes 163-187 / Dimensions — Inches



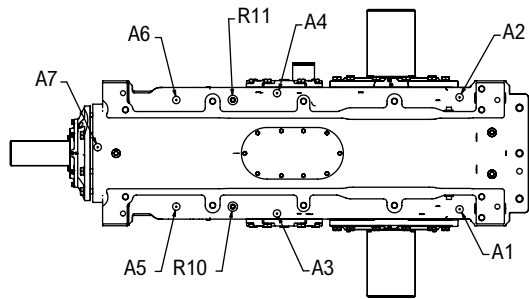
GENERAL RTD LOCATIONS - TOP  
 ALL CONFIGURATIONS  
 SEE LOCATION TABLE



GENERAL RTD LOCATIONS - SIDE  
 ALL CONFIGURATIONS  
 SEE LOCATION TABLE



LOW-SPEED GEAR  
 R12  
 POSITION OPPOSITE  
 LOW-SPEED GEAR



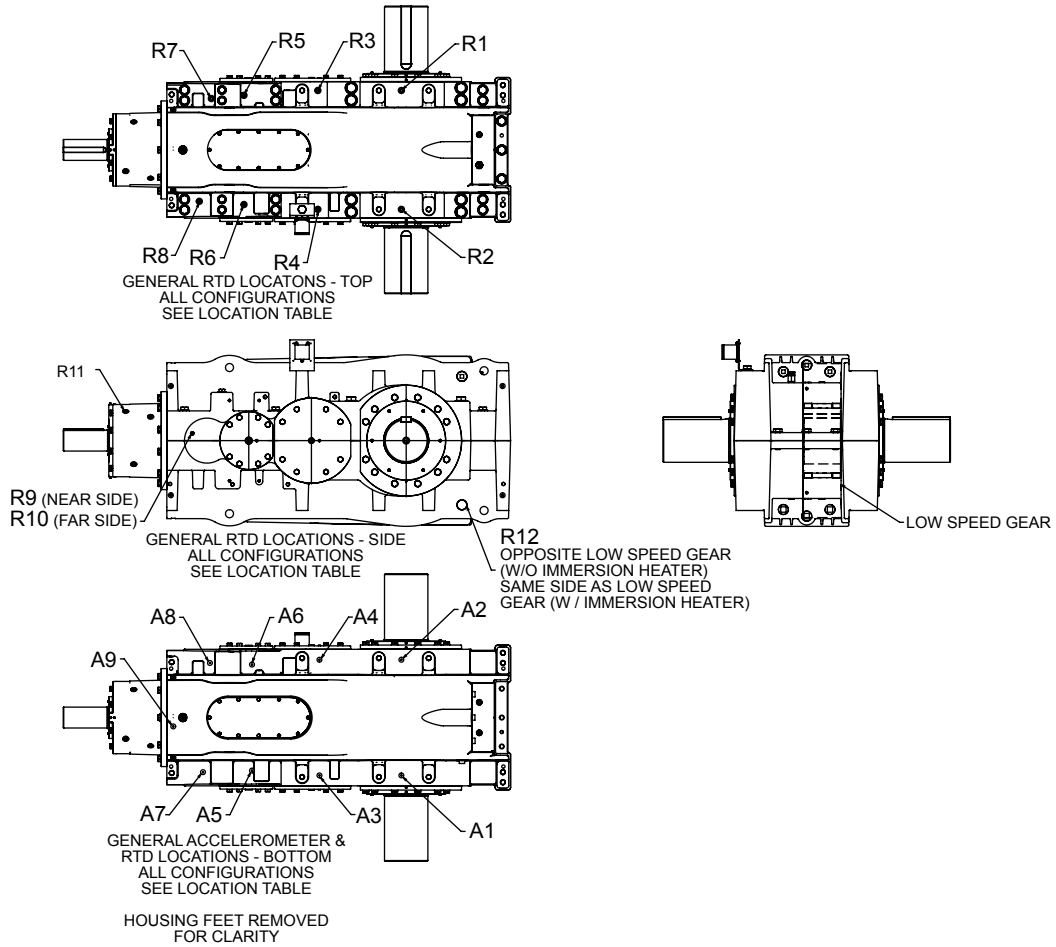
GENERAL ACCELEROMETER & RTD LOCATIONS - BOTTOM  
 ALL CONFIGURATIONS  
 SEE LOCATION TABLE  
 HOUSING FEET REMOVED FOR CLARITY

Location Table

Description	Item Number Location	Drive Size and Type														
		163, 167					173, 177					187				
		VP1	VP2	VP3	VR2	VR3	VP1	VP2	VP3	VR2	VR3	VP1	VP2	VP3	VR2	VR3
RTD	R1	X	X	X	X	X	X	X	X	X	X	X	X	X	X	X
RTD	R2	X	X	X	X	X	X	X	X	X	X	X	X	X	X	X
RTD	R3	X	X	X	X	X	X	X	X	X	X	X	X	X	X	X
RTD	R4	X	X	X	X	X	X	X	X	X	X	X	X	X	X	X
RTD	R5	...	X	X	...	X	...	X	X	...	X	...	X	X	...	X
RTD	R6	...	X	X	...	X	...	X	X	...	X	...	X	X	...	X
RTD	R7	...	...	...	...	X	...	...	...	...	X	...	...	...	...	X
RTD	R8	...	...	...	X	X	...	...	...	X	X	...	...	...	X	X
RTD	R9	...	...	...	X	...	...	...	...	X	...	...	...	...	X	...
RTD	R10	...	...	X	...	...	...	...	X	...	...	...	...	X	...	...
RTD	R11	...	...	X	...	...	...	...	X	...	...	...	...	X	...	...
Sump RTD	R12	X	X	X	X	X	X	X	X	X	X	X	X	X	X	X
Accelerometer	A1	X	X	X	X	X	X	X	X	X	X	X	X	X	X	X
Accelerometer	A2	X	X	X	X	X	X	X	X	X	X	X	X	X	X	X
Accelerometer	A3	X	X	X	X	X	X	X	X	X	X	X	X	X	X	X
Accelerometer	A4	X	X	X	X	X	X	X	X	X	X	X	X	X	X	X
Accelerometer	A5	...	X	X	...	X	...	X	X	...	X	...	X	X	...	X
Accelerometer	A6	...	X	X	...	X	...	X	X	...	X	...	X	X	...	X
Accelerometer	A7	...	...	...	X	X	...	...	...	X	X	...	...	...	X	X

Note: Nominal Ratios = ALL

Condition Monitoring Package  
 Sizes 193-227 / Dimensions — Inches

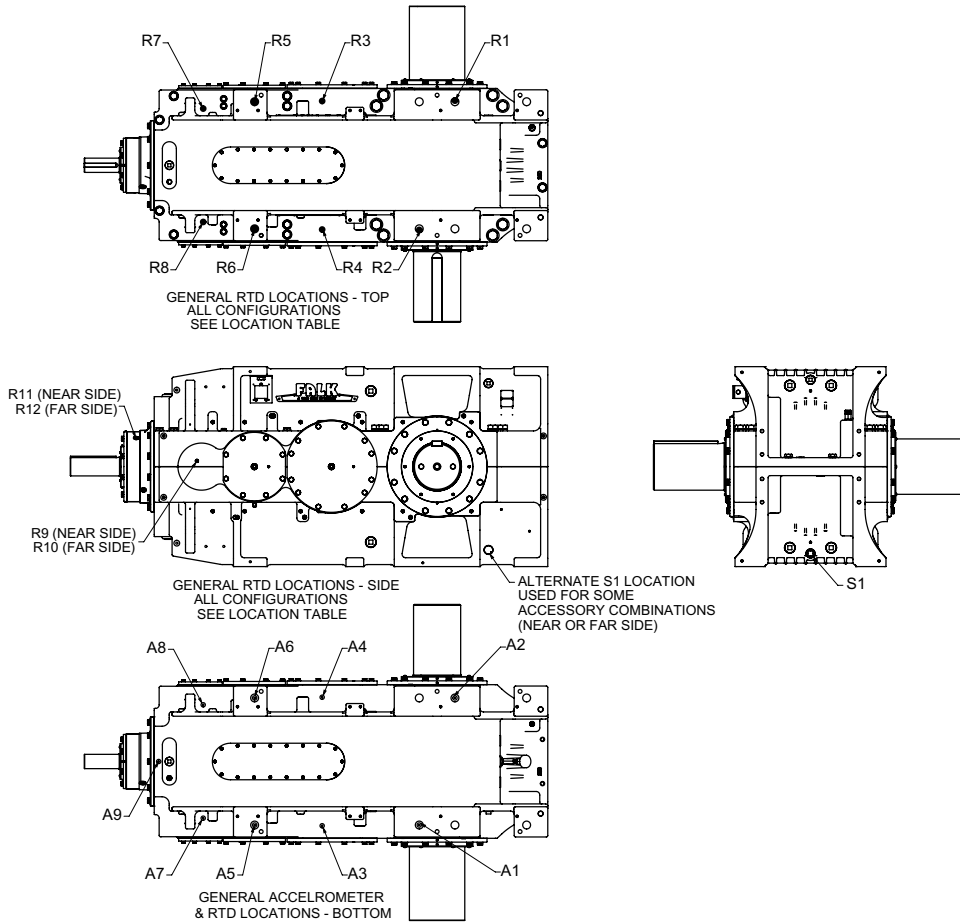


Location Table

Description	Item Number Location	Drive Size and Type															
		193, 197				203, 207				213, 217				223, 227			
		VP1	VP2	VP3	VR3	VP1	VP2	VP3	VR3	VP1	VP2	VP3	VR3	VP1	VP2	VP3	VR3
RTD	R1	X	X	X	X	X	X	X	X	X	X	X	X	X	X	X	X
RTD	R2	X	X	X	X	X	X	X	X	X	X	X	X	X	X	X	X
RTD	R3	X	X	X	X	X	X	X	X	X	X	X	X	X	X	X	X
RTD	R4	X	X	X	X	X	X	X	X	X	X	X	X	X	X	X	X
RTD	R5	...	X	X	X	...	X	X	X	...	X	X	X	...	X	X	X
RTD	R6	...	X	X	X	...	X	X	X	...	X	X	X	...	X	X	X
RTD	R7	...	...	X	...	...	...	X	...	...	...	X	...	...	...	X	...
RTD	R8	...	...	X	...	...	...	X	...	...	...	X	...	...	...	X	...
RTD	R9	...	...	...	X	...	...	...	X	...	...	...	X	...	...	...	X
RTD	R10	...	...	...	X	...	...	...	X	...	...	...	X	...	...	...	X
RTD	R11	...	...	...	X	...	...	...	X	...	...	...	X	...	...	...	X
Sump RTD	R12	X	X	X	X	X	X	X	X	X	X	X	X	X	X	X	X
Accelerometer	A1	X	X	X	X	X	X	X	X	X	X	X	X	X	X	X	X
Accelerometer	A2	X	X	X	X	X	X	X	X	X	X	X	X	X	X	X	X
Accelerometer	A3	X	X	X	X	X	X	X	X	X	X	X	X	X	X	X	X
Accelerometer	A4	X	X	X	X	X	X	X	X	X	X	X	X	X	X	X	X
Accelerometer	A5	...	X	X	X	...	X	X	X	...	X	X	X	...	X	X	X
Accelerometer	A6	...	X	X	X	...	X	X	X	...	X	X	X	...	X	X	X
Accelerometer	A7	...	...	X	...	...	...	X	...	...	...	X	...	...	...	X	...
Accelerometer	A8	...	...	X	...	...	...	X	...	...	...	X	...	...	...	X	...
Accelerometer	A9	...	...	...	X	...	...	...	X	...	...	...	X	...	...	...	X

Note: Nominal Ratios = ALL

Condition Monitoring Package  
 Sizes 237-277 / Dimensions — Inches

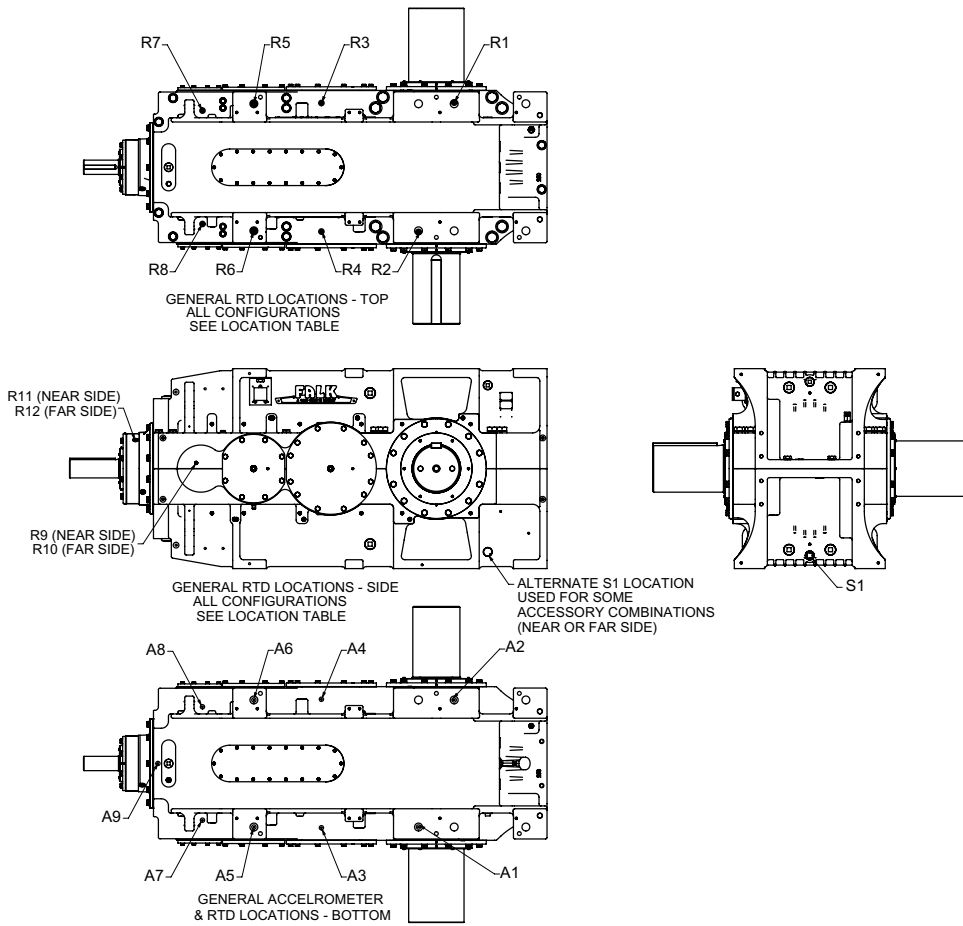


Location Table

Description	Item Number Location	Quantity	Drive Size and Type											
			237				243, 247				253, 257			
			VP2	VP3	VR3	VR4	VP2	VP3	VR3	VR4	VP2	VP3	VR3	VR4
Bearing RTD	R1	1	X	X	X	X	X	X	X	X	X	X	X	X
Bearing RTD	R2	1	X	X	X	X	X	X	X	X	X	X	X	X
Bearing RTD	R3	1	X	X	X	X	X	X	X	X	X	X	X	X
Bearing RTD	R4	1	X	X	X	X	X	X	X	X	X	X	X	X
Bearing RTD	R5	1	X	X	X	X	X	X	X	X	X	X	X	X
Bearing RTD	R6	1	X	X	X	X	X	X	X	X	X	X	X	X
Bearing RTD	R7	1	...	X	...	X	...	X	...	X	...	X	...	X
Bearing RTD	R8	1	...	X	...	X	...	X	...	X	...	X	...	X
Bearing RTD	R9	1	...	...	X	X	...	...	X	X	...	...	X	X
Bearing RTD	R10	1	...	...	X	X	...	...	X	X	...	...	X	X
Bearing RTD	R11	1	...	...	X	X	...	...	X	X	...	...	X	X
Bearing RTD	R12	1	...	...	X	X	...	...	X	X	...	...	X	X
Sump RTD	R12	1	X	X	X	X	X	X	X	X	X	X	X	X
Accelerometer	A1	1	X	X	X	X	X	X	X	X	X	X	X	X
Accelerometer	A2	1	X	X	X	X	X	X	X	X	X	X	X	X
Accelerometer	A3	1	X	X	X	X	X	X	X	X	X	X	X	X
Accelerometer	A4	1	X	X	X	X	X	X	X	X	X	X	X	X
Accelerometer	A5	1	X	X	X	X	X	X	X	X	X	X	X	X
Accelerometer	A6	1	X	X	X	X	X	X	X	X	X	X	X	X
Accelerometer	A7	1	...	X	...	X	...	X	...	X	...	X	...	X
Accelerometer	A8	1	...	X	...	X	...	X	...	X	...	X	...	X
Accelerometer	A9	1	...	...	X	X	...	...	X	X	...	...	X	X

Note: Nominal Ratios = ALL

Condition Monitoring Package  
 Sizes 237-277 / Dimensions — Inches



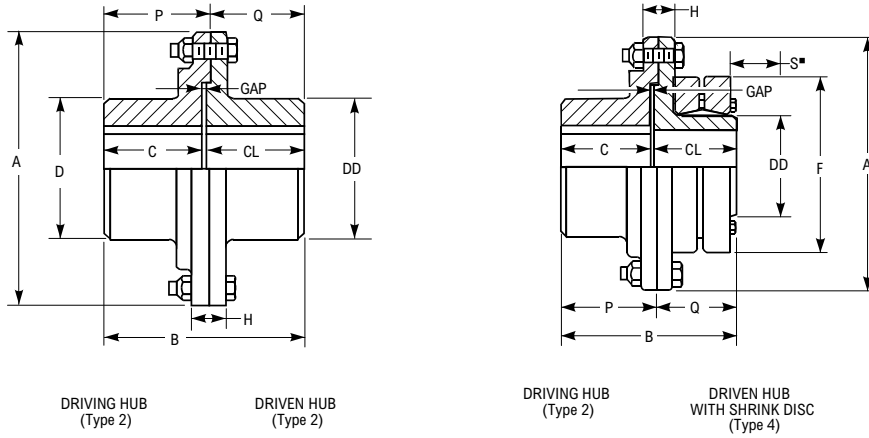
Location Table

Description	Item Number Location	Quantity	Drive Size and Type								
			263, 267				273, 277				
			VP2	VP3	VR3	VR4	VP2	VP3	VR3	VR4	
Bearing RTD	R1	1	X	X	X	X	X	X	X	X	X
Bearing RTD	R2	1	X	X	X	X	X	X	X	X	X
Bearing RTD	R3	1	X	X	X	X	X	X	X	X	X
Bearing RTD	R4	1	X	X	X	X	X	X	X	X	X
Bearing RTD	R5	1	X	X	X	X	X	X	X	X	X
Bearing RTD	R6	1	X	X	X	X	X	X	X	X	X
Bearing RTD	R7	1	...	X	...	X	...	X	...	X	X
Bearing RTD	R8	1	...	X	...	X	...	X	...	X	X
Bearing RTD	R9	1	...	...	X	X	...	...	X	X	X
Bearing RTD	R10	1	...	...	X	X	...	...	X	X	X
Bearing RTD	R11	1	...	...	X	X	...	...	X	X	X
Bearing RTD	R12	1	...	...	X	X	...	...	X	X	X
Sump RTD	R12	1	X	X	X	X	X	X	X	X	X
Accelerometer	A1	1	X	X	X	X	X	X	X	X	X
Accelerometer	A2	1	X	X	X	X	X	X	X	X	X
Accelerometer	A3	1	X	X	X	X	X	X	X	X	X
Accelerometer	A4	1	X	X	X	X	X	X	X	X	X
Accelerometer	A5	1	X	X	X	X	X	X	X	X	X
Accelerometer	A6	1	X	X	X	X	X	X	X	X	X
Accelerometer	A7	1	...	X	...	X	...	X	...	X	X
Accelerometer	A8	1	...	X	...	X	...	X	...	X	X
Accelerometer	A9	1	...	...	X	X	...	...	X	X	X

Note: Nominal Ratios = ALL

Flange Connection  
Dimensions — Inches

**WARNING:** Drive system analysis must be performed by Regal Rexnord™ Application Engineering. The driven equipment shaft stresses and bearing loads require analysis and review by a mechanical engineer. Improper installation and maintenance of this coupling may result in injury.



NOTE: 3000 Series MCF couplings are backwards compatible with their 1000 series equivalent.

Dimensions (in)

Drive Size	Coupling Size †	Hub Type				Min/Max Bore ‡		Cplg Wt ●	A	B	C	CL	D	DD	E	F	H	P	Q	R ■	S ■	Gap
		Driving Hub	Type ★	Driven Hub	Type ★	Driving Hub	Driven Hub															
107	3030	RSB	2	RSB	2	3.9370	2.500-5.000	128	13.50	6.62	3.25	3.25	8.00	8.00	-	-	1.26	3.56	3.06	-	-	0.12
117	3035	RSB	2	RSB	2	4.3307	2.630-5.500	170	14.63	7.88	3.88	3.88	8.33	8.33	-	-	1.50	4.19	3.69	-	-	0.12
127	3040	RSB	2	RSB	2	4.7244	2.750-6.000	275	15.75	10.38	5.13	5.13	9.13	9.13	-	-	2.62	5.75	4.63	-	-	0.12
133 137	3045	RSB	2	RSB	2	5.1181	3.000-7.000	490	19.68	14.12	7.00	7.00	10.00	10.00	-	-	2.50	7.62	6.50	-	-	0.12
		RSB	2	175SD	4		4.921-5.315	456	19.68	12.74	7.00	5.62	10.00	6.89	-	11.81	2.50	7.62	5.12	-	4.00	0.12
		RSB	2	185SD	4		5.315-5.709	500	19.68	13.68	7.00	6.56	10.00	7.28	-	12.99	2.50	7.62	6.06	-	4.00	0.12
		RSB	2	200SD	4		5.709-6.102	514	19.68	13.68	7.00	6.56	10.00	7.87	-	13.78	2.50	7.62	6.06	-	4.00	0.12
		175SD	4	RSB	2		3.000-7.000	456	19.68	12.74	5.62	7.00	6.89	10.00	11.81	-	2.50	6.24	6.50	4.00	-	0.12
		175SD	4	175SD	4		4.921-5.315	421	19.68	11.36	5.62	5.62	6.89	6.89	11.81	11.81	2.50	6.24	5.12	4.00	4.00	0.12
		175SD	4	185SD	4		5.315-5.709	465	19.68	12.30	5.62	6.56	6.89	7.28	11.81	12.99	2.50	6.24	6.06	4.00	4.00	0.12
		175SD	4	200SD	4		5.709-6.102	479	19.68	12.30	5.62	6.56	6.89	7.87	11.81	13.78	2.50	6.24	6.06	4.00	4.00	0.12
143 147	3045	RSB	2	RSB	2	5.5118	3.000-7.000	490	19.68	14.12	7.00	7.00	10.00	10.00	-	-	2.50	7.62	6.50	-	-	0.12
		RSB	2	175SD	4		4.921-5.315	456	19.68	12.74	7.00	5.62	10.00	6.89	-	11.81	2.50	7.62	5.12	-	4.00	0.12
		RSB	2	185SD	4		5.315-5.709	500	19.68	13.68	7.00	6.56	10.00	7.28	-	12.99	2.50	7.62	6.06	-	4.00	0.12
		RSB	2	200SD	4		5.709-6.102	514	19.68	13.68	7.00	6.56	10.00	7.87	-	13.78	2.50	7.62	6.06	-	4.00	0.12
		185SD	4	RSB	2		3.000-7.000	500	19.68	13.68	6.56	7.00	7.28	10.00	12.99	-	2.50	7.18	6.50	4.00	-	0.12
		185SD	4	175SD	4		4.921-5.315	465	19.68	12.30	6.56	5.62	7.28	6.89	12.99	11.81	2.50	7.18	5.12	4.00	4.00	0.12
		185SD	4	185SD	4		5.315-5.709	510	19.68	13.24	6.56	6.56	7.28	7.28	12.99	12.99	2.50	7.18	6.06	4.00	4.00	0.12
		185SD	4	200SD	4		5.709-6.102	524	19.68	13.24	6.56	6.56	7.28	7.87	12.99	13.78	2.50	7.18	6.06	4.00	4.00	0.12
153 157	3055	RSB	2	RSB	2	6.2992	3.500-8.000	663	21.84	15.56	7.44	8.00	11.50	11.50	-	-	2.50	8.06	7.50	-	-	0.12
		RSB	2	200SD	4		5.709-6.102	626	21.84	14.12	7.44	6.56	11.50	7.87	-	13.78	2.50	8.06	6.06	-	4.00	0.12
		RSB	2	220SD	4		6.299-6.693	668	21.84	15.00	7.44	7.44	11.50	8.66	-	14.57	2.50	8.06	6.94	-	4.00	0.12
		RSB	2	240SD	4		6.693-7.500	728	21.84	15.56	7.44	8.00	11.50	9.45	-	15.94	2.50	8.06	7.50	-	4.50	0.12
		220SD	4	RSB	2		3.500-8.000	683	21.84	15.56	7.44	8.00	8.66	11.50	14.57	-	2.50	8.06	7.50	4.00	-	0.12
		220SD	4	200SD	4		5.709-6.102	645	21.84	14.12	7.44	6.56	8.66	7.87	14.57	13.78	2.50	8.06	6.06	4.00	4.00	0.12
		220SD	4	220SD	4		6.299-6.693	687	21.84	15.00	7.44	7.44	8.66	8.66	14.57	14.57	2.50	8.06	6.94	4.00	4.00	0.12
		220SD	4	240SD	4		6.693-7.500	748	21.84	15.56	7.44	8.00	8.66	9.45	14.57	15.94	2.50	8.06	7.50	4.00	4.50	0.12
163 167	3060	RSB	2	RSB	2	7.0866	4.000-9.000	928	23.25	17.87	8.75	9.00	13.00	13.00	-	-	3.00	9.37	8.50	-	-	0.12
		RSB	2	220SD	4		6.299-6.693	860	23.25	16.56	8.75	7.69	13.00	8.66	-	14.57	3.00	9.37	7.19	-	4.00	0.12
		RSB	2	240SD	4		6.693-7.500	920	23.25	17.06	8.75	8.19	13.00	9.45	-	15.94	3.00	9.37	7.69	-	4.50	0.12
		RSB	2	260SD	4		7.480-8.268	959	23.25	17.87	8.75	9.00	13.00	10.23	-	16.93	3.00	9.37	8.50	-	4.50	0.12
		240SD	4	RSB	2		4.000-9.000	928	23.25	17.31	8.19	9.00	9.45	13.00	15.94	-	3.00	8.81	8.50	4.50	-	0.12
		240SD	4	220SD	4		6.299-6.693	860	23.25	16.00	8.19	7.69	9.45	8.66	15.94	14.57	3.00	8.81	7.19	4.50	4.00	0.12
		240SD	4	240SD	4		6.693-7.500	920	23.25	16.50	8.19	8.19	9.45	9.45	15.94	15.94	3.00	8.81	7.69	4.50	4.50	0.12
		240SD	4	260SD	4		7.480-8.268	959	23.25	17.31	8.19	9.00	9.45	10.23	15.94	16.93	3.00	8.81	8.50	4.50	4.50	0.12
173 177 187	3065	RSB	2	RSB	2	7.6772	5.000-10.000	1165	24.50	20.12	10.00	10.00	14.00	14.00	-	-	3.50	10.62	9.50	-	-	0.12
		RSB	2	240SD	4		6.693-7.500	1100	24.50	18.56	10.00	8.44	14.00	14.00	-	15.94	3.50	10.62	7.94	-	4.50	0.12
		RSB	2	260SD	4		7.480-8.268	1137	24.50	19.18	10.00	9.06	14.00	14.00	-	16.93	3.50	10.62	8.56	-	4.50	0.12
		RSB	2	280SD	4		8.268-9.055	1206	24.50	19.65	10.00	9.53	14.00	14.00	-	18.11	3.50	10.62	9.03	-	4.50	0.12
		RSB	2	300SD	4		9.055-9.646	1241	24.50	19.81	10.00	9.69	14.00	14.00	-	19.09	3.50	10.62	9.19	-	4.50	0.12
		260SD	4	RSB	2		5.000-10.000	1137	24.50	19.18	9.06	10.00	10.23	14.00	16.93	-	3.50	9.68	9.50	4.50	-	0.12
		260SD	4	240SD	4		6.693-7.500	1072	24.50	17.62	9.06	8.44	10.23	9.45	16.93	15.94	3.50	9.68	7.94	4.50	4.50	0.12
		260SD	4	260SD	4		7.480-8.268	1109	24.50	18.24	9.06	9.06	10.23	10.23	16.93	16.93	3.50	9.68	8.56	4.50	4.50	0.12
260SD	4	280SD	4	8.268-9.055	1178	24.50	18.71	9.06	9.53	10.23	11.02	16.93	18.11	3.50	9.68	9.03	4.50	4.50	0.12			
260SD	4	300SD	4	9.055-9.646	1213	24.50	18.87	9.06	9.69	10.23	11.81	19.63	19.09	3.50	9.68	9.19	4.50	4.50	0.12			

† Dimensions are for reference only and are subject to change without notice unless certified. Applications above 100 RPM require a balanced system as well as proper alignment and installation per the 3000MCF installation and maintenance manual. Rexnord®/Falk® defers the responsibility of this to the purchaser.

■ Distance required for torque wrench clearance to tighten the shrink disc fasteners.

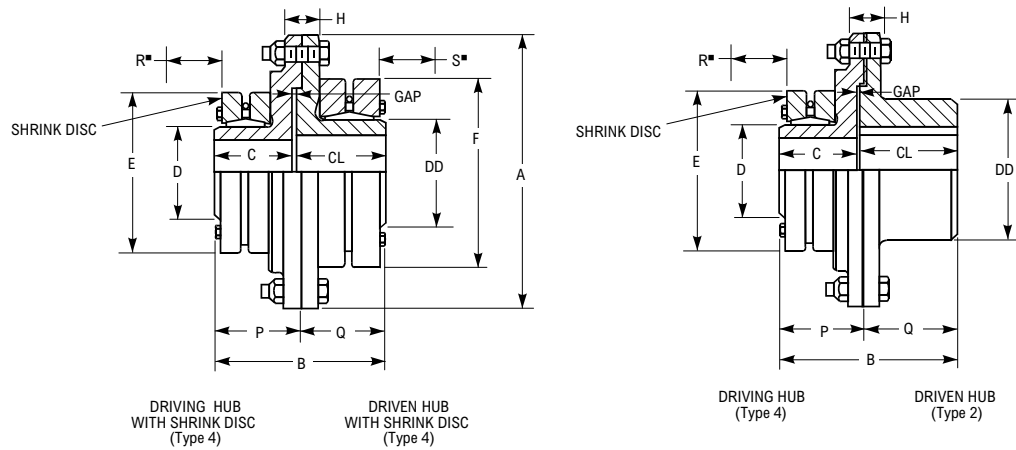
‡ Driven shaft tolerance is expected to be: +0.0000/-0.0005 inches for inch shafts under 3 inches, +0.000/-0.001 inches for inch shafts 3 inches and over, or m6 for metric shafts.

● Coupling weights are for hubs with no bore and include shrink disc(s).

★ Type 2 hub is straight bored without shrink disc. Type 4 hub is straight bored with shrink disc. Refer to factory when selecting MCF couplings.

# Flange Connection Dimensions — Inches

**WARNING:** Drive system analysis must be performed by Regal Rexnord™ Application Engineering. The driven equipment shaft stresses and bearing loads require analysis and review by a mechanical engineer. Improper installation and maintenance of this coupling may result in injury.



NOTE: 3000 Series MCF couplings are backwards compatible with their 1000 series equivalent.

## Dimensions (in)

Drive Size	Coupling Size †	Hub Type				Min/Max Bore ‡		Cplg Wt lb •	A	B	C	CL	D	DD	E	F	H	P	Q	R ■	S ■	Gap
		Driving Hub	Type ★	Driven Hub	Type ★	Driving Hub	Driven Hub															
193 197	3075	RSB	2	RSB	2	9.0551	6.000-11.500	1704	27.50	23.12	11.50	11.50	16.00	16.00	-	-	4.00	12.12	11.00	-	-	0.12
		RSB	2	280SD	4		8.268-9.055	1600	27.50	21.40	11.50	9.78	16.00	11.02	-	18.11	4.00	12.12	9.28	-	4.50	0.12
		RSB	2	300SD	4		9.055-9.646	1618	27.50	21.56	11.50	9.94	16.00	11.81	-	19.09	4.00	12.12	9.44	-	4.50	0.12
		RSB	2	320SD	4		9.449-10.250	1714	27.50	21.87	11.50	10.25	16.00	12.60	-	20.47	4.00	12.12	9.75	-	4.50	0.12
		280SD	4	RSB	2		6.000-11.500	1600	27.50	21.44	9.82	11.50	11.02	16.00	18.11	-	4.00	10.44	11.00	4.50	-	0.12
		280SD	4	280SD	4		8.268-9.055	1496	27.50	19.72	9.82	9.78	11.02	11.02	18.11	18.11	4.00	10.44	9.28	4.50	4.50	0.12
		280SD	4	300SD	4		9.055-9.646	1515	27.50	19.88	9.82	9.94	11.02	11.81	18.11	19.09	4.00	10.44	9.44	4.50	4.50	0.12
		280SD	4	320SD	4		9.449-10.250	1610	27.50	20.19	9.82	10.25	11.02	12.60	18.11	20.47	4.00	10.44	9.75	4.50	4.50	0.12
203 207	3080	RSB	2	RSB	2	9.0551	7.500-12.500	2198	30.00	25.12	12.50	12.50	17.50	17.50	-	-	5.00	13.12	12.00	-	-	0.12
		RSB	2	300SD	4		9.055-9.646	2032	30.00	23.06	12.50	10.44	17.50	11.81	-	19.09	5.00	13.12	9.94	-	4.50	0.12
		RSB	2	320SD	4		9.449-10.250	2127	30.00	23.37	12.50	10.75	17.50	12.60	-	20.47	5.00	13.12	10.25	-	4.50	0.12
		RSB	2	340SD	4		9.843-10.630	2307	30.00	24.12	12.50	11.50	17.50	13.38	-	22.44	5.00	13.12	11.00	-	5.38	0.12
		300SD	4	RSB	2		7.500-12.500	2059	30.00	23.06	10.44	12.50	11.81	17.50	19.09	-	5.00	11.06	12.00	4.50	-	0.12
		300SD	4	300SD	4		9.055-9.646	1893	30.00	21.00	10.44	10.44	11.81	11.81	19.09	19.09	5.00	11.06	9.94	4.50	4.50	0.12
		300SD	4	320SD	4		9.449-10.250	1988	30.00	21.31	10.44	10.75	11.81	12.60	19.09	20.47	5.00	11.06	10.25	4.50	4.50	0.12
		300SD	4	340SD	4		9.843-10.630	2168	30.00	22.06	10.44	11.50	11.81	13.38	19.09	22.44	5.00	11.06	11.00	4.50	5.38	0.12
213 217	3090	RSB	2	RSB	2	10.6299	8.500-14.000	3657	35.00	28.12	14.00	14.00	22.00	22.00	-	-	5.50	14.62	13.50	-	-	0.12
		RSB	2	340SD	4		9.843-10.630	3305	35.00	25.87	14.00	11.75	22.00	13.38	-	22.44	5.50	14.62	11.25	-	5.38	0.12
		RSB	2	360SD	4		10.750-11.614	3334	35.00	26.01	14.00	11.89	22.00	14.17	-	23.23	5.50	14.62	11.39	-	5.38	0.12
		RSB	2	380SD	4		11.417-12.205	3465	35.00	26.01	14.00	11.89	22.00	14.96	-	25.39	5.50	14.62	11.39	-	5.38	0.12
		RSB	2	400SD	4		12.205-13.000	3578	35.00	26.33	14.00	12.21	22.00	15.75	-	26.77	5.50	14.62	11.71	-	5.38	0.12
		340SD	4	RSB	2		8.500-14.000	3306	35.00	25.87	11.75	14.00	13.38	22.00	22.44	-	5.50	12.37	13.50	5.38	-	0.12
		340SD	4	340SD	4		9.843-10.630	2954	35.00	23.62	11.75	11.75	13.38	13.38	22.44	22.44	5.50	12.37	11.25	5.38	5.38	0.12
		340SD	4	360SD	4		10.750-11.614	2983	35.00	23.76	11.75	11.89	13.38	14.17	22.44	23.23	5.50	12.37	11.39	5.38	5.38	0.12
		340SD	4	380SD	4		11.417-12.205	3114	35.00	23.76	11.75	11.89	13.38	14.96	22.44	25.39	5.50	12.37	11.39	5.38	5.38	0.12
		340SD	4	400SD	4		12.205-13.000	3227	35.00	24.08	11.75	12.21	13.38	15.75	22.44	26.77	5.50	12.37	11.71	5.38	5.38	0.12
223 227	3095	RSB	2	RSB	2	10.6299	9.000-15.000	4692	38.00	30.12	15.00	15.00	24.00	24.00	-	-	6.00	15.62	14.50	-	-	0.12
		RSB	2	340SD	4		9.843-10.630	4058	38.00	27.26	15.00	12.14	24.00	13.38	-	22.44	6.00	15.62	11.64	-	5.38	0.12
		RSB	2	360SD	4		10.750-11.614	4057	38.00	27.26	15.00	12.14	24.00	14.17	-	23.23	6.00	15.62	11.64	-	5.38	0.12
		RSB	2	380SD	4		11.417-12.205	4210	38.00	27.26	15.00	12.14	24.00	14.96	-	25.39	6.00	15.62	11.64	-	5.38	0.12
		RSB	2	400SD	4		12.405-13.000	4308	38.00	27.58	15.00	12.46	24.00	15.75	-	26.77	6.00	15.62	11.96	-	5.38	0.12
		RSB	2	420SD	4		12.992-13.780	4449	38.00	28.60	15.00	13.48	24.00	16.54	-	27.17	6.00	15.62	12.98	-	5.38	0.12
		340SD	4	RSB	2		9.000-15.000	4055	38.00	27.12	12.00	15.00	13.38	24.00	22.44	-	6.00	12.62	14.50	5.38	-	0.12
		340SD	4	340SD	4		9.843-10.630	3422	38.00	24.26	12.00	12.14	13.38	13.38	22.44	22.44	6.00	12.62	11.64	5.38	5.38	0.12
		340SD	4	360SD	4		10.750-11.614	3421	38.00	24.26	12.00	12.14	13.38	14.17	22.44	23.23	6.00	12.62	11.64	5.38	5.38	0.12
		340SD	4	380SD	4		11.417-12.205	3574	38.00	24.26	12.00	12.14	13.38	14.96	22.44	25.39	6.00	12.62	11.64	5.38	5.38	0.12
		340SD	4	400SD	4		12.405-13.000	3672	38.00	24.58	12.00	12.46	13.38	15.75	22.44	26.77	6.00	12.62	11.96	5.38	5.38	0.12
		340SD	4	420SD	4		12.992-13.780	3813	38.00	25.60	12.00	13.48	13.38	16.54	22.44	27.17	6.00	12.62	12.98	5.38	5.38	0.12

† Dimensions are for reference only and are subject to change without notice unless certified. Applications above 100 RPM require a balanced system as well as proper alignment and installation per the 3000MCF installation and maintenance manual. Rexnord®/Falk® defers the responsibility of this to the purchaser.

■ Distance required for torque wrench clearance to tighten the shrink disc fasteners.

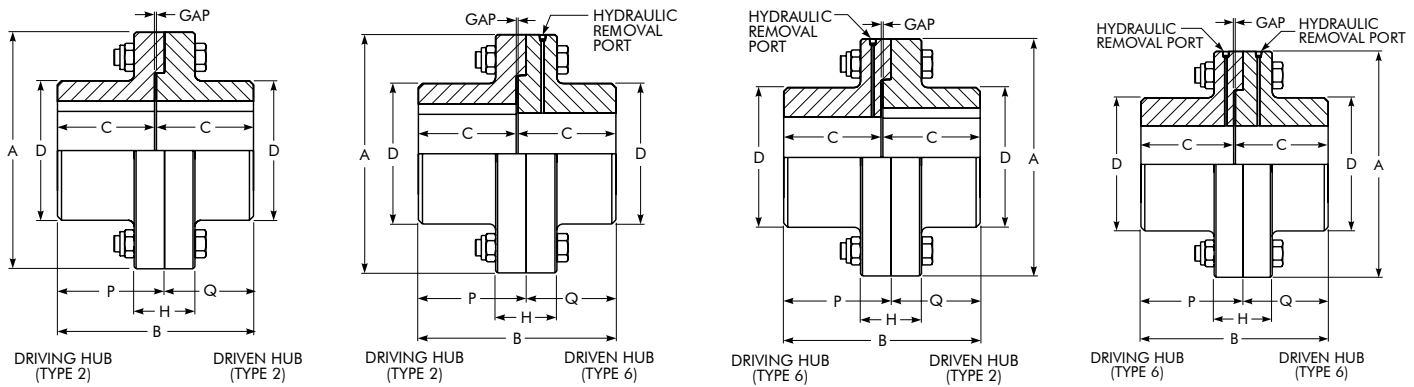
‡ Driven shaft tolerance is expected to be: +0.0000/-0.0005 inches for inch shafts under 3 inches, +0.000/-0.001 inches for inch shafts 3 inches and over, or m6 for metric shafts.

● Coupling weights are for hubs with no bore and include shrink disc(s).

★ Type 2 hub is straight bored without shrink disc. Type 4 hub is straight bored with shrink disc. Refer to factory when selecting MCF couplings.

Flange Connection  
Dimensions — Inches

**WARNING:** Drive system analysis must be performed by Regal Rexnord™ Application Engineering. Driven shaft loads will be furnished to check shaft stresses and bearing loads. Improper installation and maintenance of this coupling may result in injury.



Dimensions (in)

Drive Size	Coupling Size †	Hub Type				Minimum/Maximum Bore				Cplg Wt ‡	A	B	C	D	H	P	Q	Gap	
		Driving Hub		Driven Hub		Driving Hub		Driven Hub											
		Type ★	Hydraulic Removal Port Size BSPP	Type ★	Hydraulic Removal Port Size BSPP	Bore	Fit	Bore Range	Fit										
107	2130MCF	2	...	2	...	3.9370	Keyed	3.00-4.50	Keyed	131	12.50	9.12	4.50	7.00	2.50	4.81	4.31	0.12	
		2	...	6	0.125-28		Keyed		Keyless										Keyed
		6	0.125-28	2	...		Keyless		Keyless										Keyless
		6	0.125-28	6	0.125-28		Keyless		Keyless										Keyless
117	2140MCF	2	...	2	...	4.3307	Keyed	4.00-5.00	Keyed	169	13.25	11.12	5.50	7.75	2.76	5.81	5.31	0.12	
		2	...	6	0.125-28		Keyed		Keyless										Keyed
		6	0.125-28	2	...		Keyless		Keyless										Keyless
		6	0.125-28	6	0.125-28		Keyless		Keyless										Keyless
127	2150MCF	2	...	2	...	4.7244	Keyed	4.00-5.50	Keyed	246	14.62	12.12	6.00	8.62	3.76	6.62	5.50	0.12	
		2	...	6	0.125-28		Keyed		Keyless										Keyed
		6	0.125-28	2	...		Keyless		Keyless										Keyless
		6	0.125-28	6	0.125-28		Keyless		Keyless										Keyless
133 137	2160MCF	2	...	2	...	5.1181	Keyed	4.50-6.50	Keyed	343	16.25	13.12	6.50	10.00	4.00	7.12	6.00	0.12	
		2	...	6	0.125-28		Keyed		Keyless										Keyed
		6	0.125-28	2	...		Keyless		Keyless										Keyless
		6	0.125-28	6	0.125-28		Keyless		Keyless										Keyless
143 147	2170MCF	2	...	2	...	5.5118	Keyed	5.00-7.50	Keyed	496	18.00	14.88	7.38	11.62	4.00	8.00	6.88	0.12	
		2	...	6	0.250-19		Keyed		Keyless										Keyed
		6	0.250-19	2	...		Keyless		Keyless										Keyless
		6	0.250-19	6	0.250-19		Keyless		Keyless										Keyless
153 157	2180MCF	2	...	2	...	6.2992	Keyed	5.00-8.00	Keyed	604	19.12	14.88	7.38	12.88	4.50	8.00	6.88	0.12	
		2	...	6	0.250-19		Keyed		Keyless										Keyed
		6	0.250-19	2	...		Keyless		Keyless										Keyless
		6	0.250-19	6	0.250-19		Keyless		Keyless										Keyless

† Refer to Factory for all applications above 100 rpm. Dimensions are for reference only and are subject to change without notice unless certified.

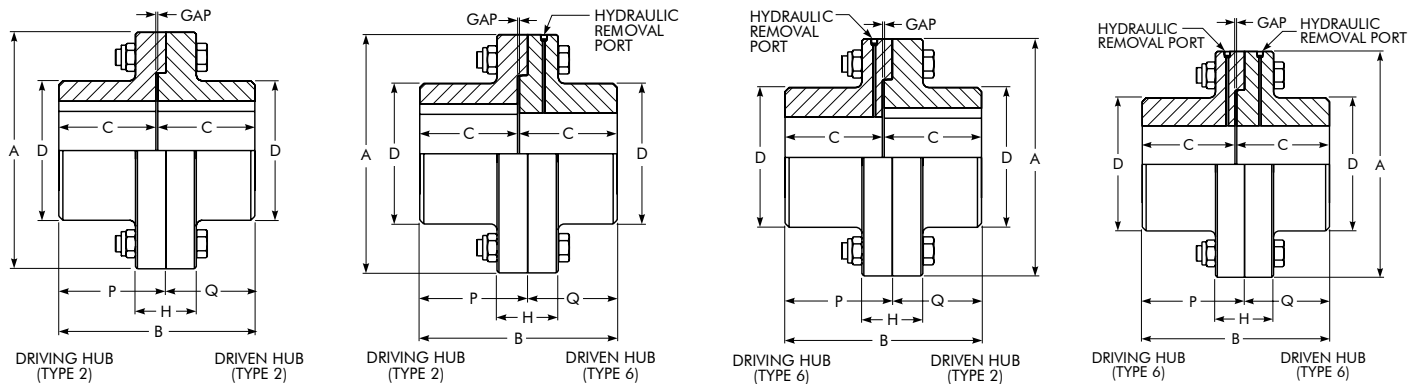
‡ Coupling weights are for hubs with rough bores.

★ Type 2 hub is straight bored with keyed hub; Type 6 hub is straight bored KEYLESS hub with hydraulic removal.  
Type 2 and Type 6 hubs are interference fit. Driven shaft tolerance is expected to be: +0.000/-0.001 inches for inch shafts, or M6 for metric shafts.

Continued on next page.

## Flange Connection Dimensions — Inches

**WARNING:** Drive system analysis must be performed by Regal Rexnord™ Application Engineering. Driven shaft loads will be furnished to check shaft stresses and bearing loads. Improper installation and maintenance of this coupling may result in injury.



### Dimensions (in)

Drive Size	Coupling Size †	Hub Type				Minimum/Maximum Bore				Cplg Wt lb ‡	A	B	C	D	H	P	Q	Gap
		Driving Hub		Driven Hub		Driving Hub		Driven Hub										
		Type ★	Hydraulic Removal Port Size BSPP	Type ★	Hydraulic Removal Port Size BSPP	Bore	Fit	Bore Range	Fit									
163 167	2190MCF	2	...	2	...	7.0866	Keyed Keyed Keyless Keyless	5.50- 9.00	Keyed Keyless Keyed Keyless	803	21.12	17.62	8.75	13.88	4.76	9.37	8.25	0.12
		2	...	6	0.250-19													
		6	0.250-19	2	...													
173 177	2200MCF	2	...	2	...	7.6772	Keyed Keyed Keyless Keyless	6.50- 9.50	Keyed Keyless Keyed Keyless	946	22.00	19.12	9.50	14.75	5.00	10.12	9.00	0.12
		2	...	6	0.250-19													
		6	0.250-19	2	...													
187	2210MCF	2	...	2	...	7.6772	Keyed Keyed Keyless Keyless	7.00- 10.00	Keyed Keyless Keyed Keyless	1207	23.50	21.36	10.62	15.50	6.00	11.24	10.12	0.12
		2	...	6	0.250-19													
		6	0.250-19	2	...													
193 197	2220MCF	2	...	2	...	9.0551	Keyed Keyed Keyless Keyless	7.50- 12.00	Keyed Keyed Keyless Keyless	1638	25.88	24.12	12.00	17.38	6.54	12.62	11.50	0.12
		2	...	6	0.750-14													
		6	0.750-14	2	...													
203 207	2230MCF	2	...	2	...	9.0551	Keyed Keyed Keyless Keyless	8.50- 13.00	Keyed Keyed Keyless Keyless	2232	28.75	27.12	13.50	18.75	6.76	14.12	13.00	0.12
		2	...	6	0.750-14													
		6	0.750-14	2	...													
213 217	2240MCF	2	...	2	...	10.6299	Keyed Keyed Keyless Keyless	8.50- 14.00	Keyed Keyed Keyless Keyless	2647	30.25	28.62	14.25	20.25	7.24	14.87	13.75	0.12
		2	...	6	0.750-14													
		6	0.750-14	2	...													
223 227	2250MCF	2	...	2	...	10.6299	Keyed Keyed Keyless Keyless	9.50- 15.00	Keyed Keyed Keyless Keyless	3337	32.00	30.12	15.00	22.25	7.50	15.62	14.50	0.12
		2	...	6	0.750-14													
		6	0.750-14	2	...													

† Refer to Factory for all applications above 100 rpm. Dimensions are for reference only and are subject to change without notice unless certified.

‡ Coupling weights are for hubs with rough bores.

★ Type 2 hub is straight bored with keyed hub; Type 6 hub is straight bored KEYLESS hub with hydraulic removal.

Type 2 and Type 6 hubs are interference fit. Driven shaft tolerance is expected to be: +0.000/-0.001 inches for inch shafts, or M6 for metric shafts.





# PRODUCT CATALOG



# FALK®

**Motion Control Solutions  
Regal Rexnord**

Contact us: [rexnord.com/contact](https://www.rexnord.com/contact)

[regalrexnord.com](https://www.regalrexnord.com)

The proper selection and application of products and components, including assuring that the product is safe for its intended use, are the responsibility of the customer. To view our Application Considerations, please visit <https://www.regalrexnord.com/Application-Considerations>. To view our Standard Terms and Conditions of Sale, please visit <https://www.regalrexnord.com/Terms-and-Conditions-of-Sale> (which may redirect to other website locations based on product family).

"Regal Rexnord" is not indicative of legal entity.

Regal Rexnord, Rexnord, Falk, Steelflex, Wrapflex, True Torque, Lifelign, Thomas, Omega and DuraPlate are trademarks of Regal Rexnord Corporation or one of its affiliated companies.

© 2019, 2022 Regal Rexnord Corporation, All Rights Reserved. MCC22027E • Form# 171-110E

**RegalRexnord™**